



Résultats des essais variétaux de maïs ensilage 2024

Resultate der Hauptversuche Silomais 2024

Autoren

Jürg Hiltbrunner, Mauricio Benincore, Tobias Huber und
Pierre Pignon

Partner

Delley Samen und Pflanzen AG
Carine Oberson, Stéphanie Bräunlich, Marlyse Raemy und Martin
Zuber, Agroscope



Schweizerische Eidgenossenschaft
Confédération suisse
Confederazione Svizzera
Confederaziun svizra

Eidgenössisches Departement für
Wirtschaft, Bildung und Forschung WBF
Agroscope

Impressum

Herausgeber	Agroscope Reckenholzstrasse 191 8046 Zürich www.agroscope.ch
Auskünfte	Jürg Hiltbrunner juerg.hiltbrunner@agroscope.admin.ch
Redaktion & Gestaltung	Jürg Hiltbrunner
Titelbild	Tobias Huber
Druck	Bundesamt für Bauten und Logistik BBL, Bern
Download	www.agroscope.ch/transfer
Copyright	© Agroscope 2024
ISSN	2296-7206 (print), 2296-7214 (online)

Haftungsausschluss :

Die in dieser Publikation enthaltenen Angaben dienen allein zur Information der Leser/innen. Agroscope ist bemüht, korrekte, aktuelle und vollständige Informationen zur Verfügung zu stellen – übernimmt dafür jedoch keine Gewähr. Wir schliessen jede Haftung für eventuelle Schäden im Zusammenhang mit der Umsetzung der darin enthaltenen Informationen aus. Für die Leser/innen gelten die in der Schweiz gültigen Gesetze und Vorschriften, die aktuelle Rechtsprechung ist anwendbar.

Inhaltsverzeichnis / Table des matières

1	Merkmale / Critères	5
2	Indexberechnung für Silomais / Calcul de l'indice pour le maïs ensilage	7
3	Meteorologische Daten / Données météorologiques	8
4	Nördlich der Alpen / Nord des Alpes	9
4.1	Serie früh / Série précoce	9
4.1.1	Standortangaben / Informations des lieux.....	9
4.1.2	Sorten und Status / Variétés et statut.....	9
4.1.3	Standorteigenschaften und Bewirtschaftungsmassnahmen / Informations sur les sites et techniques culturales	10
4.1.4	Index / Indice	11
4.1.5	Zusammenfassung / Résumé	12
4.1.6	Details / Détails.....	15
4.2	Serie mittelfrüh / Série mi-précoce	56
4.2.1	Standortangaben / Informations des lieux.....	56
4.2.2	Sorten und Status / Variétés et statut.....	56
4.2.3	Standorteigenschaften und Bewirtschaftungsmassnahmen / Informations sur les sites et techniques culturales	57
4.2.4	Index / Indice	58
4.2.5	Zusammenfassung / Résumé	59
4.2.6	Details / Détails.....	62
4.3	Serie mittelspät / Série mi-tardive	103
4.3.1	Standortangaben / Informations des lieux.....	103
4.3.2	Sorten und Status / Variétés et statut.....	103
4.3.3	Standorteigenschaften und Bewirtschaftungsmassnahmen / Informations sur les sites et techniques culturales	104
4.3.4	Index / Indice	105
4.3.5	Zusammenfassung / Résumé	106
4.3.6	Details / Détails.....	109
4.4	Serie spät / Série tardive	147
4.4.1	Standortangaben / Informations des lieux.....	147
4.4.2	Sorten und Status / Variétés et statut.....	147
4.4.3	Standorteigenschaften und Bewirtschaftungsmassnahmen / Informations sur les sites et techniques culturales	148
4.4.4	Index / Indice	149
4.4.5	Zusammenfassung / Résumé	150
4.4.6	Details / Détails.....	152

Legende / Légende

KM01	Körnermais früh / <i>maïs grain précoce</i>	SM01	Silomais früh / <i>maïs ensilage précoce</i>	STD / T / FS	Standardsorte (STD) weitere Sorte aus Sortenliste (T) oder Füllsorte (FS) / <i>variété de référence (STD) autre variété de la liste recommandée (T=témoin) ou pour compléter l'essai (FS)</i>
KM11	Körnermais mittelfrüh / <i>maïs grain mi-précoce</i>	SM11	Silomais mittelfrüh / <i>maïs ensilage mi-précoce</i>		
KM21	Körnermais mittelspät – spät / <i>maïs grain mi- tardif – tardif</i>	SM21	Silomais mittelspät – spät / <i>maïs ensilage mi-tardif – tardif</i>	e1 / e2 / e3	Neue Sorte 1., 2. bzw. 3. Prüfungsjahr Liste empfohlener Sorten / <i>nouvelle variété 1^{ère}, 2^{ème} ou 3^{ème} année pour liste recommandée</i>
KM31	Körnermais spät / <i>maïs grain tardif</i>	SM31	Silomais spät / <i>maïs ensilage tardif</i>		
KM41	Körnermais mittelfrüh Tessin / <i>maïs grain mi-précoce Tessin</i>	SM41	Silomais mittelfrüh Tessin / <i>maïs ensilage mi- précoce Tessin</i>	1. / 2. / 3.	Neue Sorte 1., 2. bzw. 3. Prüfungsjahr Nationaler Sortenkatalog / <i>nouvelle variété 1^{ère}, 2^{ème} ou 3^{ème} année pour catalogue national</i>
KM42	Körnermais mittelspät – spät Tessin / <i>maïs grain mi-tardif – tardif Tessin</i>	SM42	Silomais mittelspät – spät Tessin / <i>maïs ensilage mi-tardif – tardif Tessin</i>		

Danksagung

Die vorliegenden Ergebnisse sind nur aufgrund dem Mitwirken verschiedener Personen möglich geworden. Wir bedanken uns deshalb ganz besonders bei den Landwirten der verschiedenen Versuchsstandorte, den Personen bei DSP Delley, den Personen, die in den Qualitätslaboren in Changins und Posieux und am Reckenholz mitgearbeitet haben, sowie den zahlreichen Hilfskräften für ihre wertvolle Unterstützung und die angenehme Zusammenarbeit.

1 Merkmale / Critères

Rendement / Ertrag

- Rendement en matière sèche de la plante entière en dt/ha
- Trockensubstanzertrag der ganzen Pflanzen in dt/ha

Précocité / Frühreife

- Teneur en matière sèche de la plante entière à la récolte en %
- Trockensubstanzgehalt der ganzen Pflanzen am Erntetag in %

Vigueur au départ / Jugendentwicklung

- Vigueur au départ de la végétation (note 1 = très bon, note 9 = très mauvais)
- Note 1 = sehr gute, Note 9 = sehr schlechte Jugendentwicklung

Verse en végétation / Wurzellager während Vegetation

- % de plantes versées en cours de végétation
- % gelagerte Pflanzen während der Vegetation

Verse à la récolte / Wurzellager zum Zeitpunkt der Ernte

- % de plantes versées à la récolte
- % gelagerte Pflanzen zum Zeitpunkt der Ernte

Charbon / Beulenbrand

- % de plantes attaquées par le charbon
- % Befall mit Beulenbrand

Hauteur / Pflanzenhöhe

- Hauteur de la plante en cm, du sol jusqu'à la première branche latérale de la panicule
- Pflanzenhöhe in cm, vom Boden bis zum untersten Seitenast der Fahne gemessen

Hauteur de l'épi / Ansatzhöhe des Hauptkolbens

- Hauteur d'insertion de l'épi supérieur en cm
- Ansatzhöhe des obersten Kolbens in cm

Hauteur relative de l'épi / Relative Kolbenansatzhöhe

- Hauteur relative d'insertion de l'épi supérieur par rapport à la hauteur de la plante
- Ansatzhöhe des obersten Kolbens in Relation zur Pflanzenhöhe

Floraison / Blühbeginn

- Nombre de jours du semis à 50% de la floraison femelle / male
- Anzahl Tage zwischen Saat und 50% weiblicher / männlicher Blüte

Pyrale / Maiszünsler

- % de plantes endommagées
- % geschädigte Pflanzen (Maiszünsler)

Densité / Bestandesdichte

- *Densité effective des plantes au m² à la récolte*
- Effektive Bestandesdichte bei der Ernte in Pflanzen pro m²

Digestibilité (NIRS) [ELOS] / Gehalt verdauliche organische Substanz (NIRS) [ELOS]

- *Teneur en matière organique digestible (MOD) en g/kg MS*
- Gehalt an verdaulicher organischer Substanz (VOS) der künstlich getrockneten ganzen Pflanzen in g/kg TS

Teneur en amidon (NIRS) / Stärkegehalt (NIRS)

- *Teneur en amidon de la plante entière en g/kg MS*
- Stärkegehalt der ganzen Pflanze in g/kg TS

Teneur en cellulose brute (NIRS) / Rohfaser (NIRS)

- *Teneur en cellulose brute de la plante entière en g/kg MS*
- Rohfasergehalt der ganzen Pflanzen in g/kg TS

NDF (NIRS) / Zellwandanteil (NIRS)

- *Teneur en fibres de la plante entière (Neutral Detergent Fibre) en g/kg MS*
- Zellwandanteil in der ganzen Pflanze (Neutral Detergent Fibre) in g/kg TS

ADF (NIRS) / ADF (NIRS)

- *Teneur en fibres insoluble dans les détergents acides (Acid Detergent Fibre) en g/kg MS*
- Säure-Detergentien-Faser (Acid Detergent Fibre) in g/kg TS

ADL (NIRS) / ADL (NIRS)

- *Lignine (Acid Detergent Lignin) en g/kg MS*
- Lignin (Acid Detergent Lignin) in g/kg TS

Teneur en protéines (NIRS) / Proteingehalt (NIRS)

- *Teneur en protéines de la plante entière en g/kg MS*
- Rohproteingehalt der ganzen Pflanzen in g/kg TS

NEL / NEL

- *Energie nette pour la lactation en mégajoules par kg MS*
- Nettoenergie Laktation in Megajoules pro kg TS

NEV / NEV

- *Energie nette pour la production de viande en mégajoules par kg MS*
- Nettoenergie für die Fleischproduktion in Megajoules pro kg TS

2 Indexberechnung für Silomais / Calcul de l'indice pour le maïs ensilage

- Le calcul de l'indice est obtenu par les valeurs moyennes de chaque critère des deux meilleures variétés standard (= valeur de base). Les indices partiels pondérés de chaque critère sont encore pondérés d'après le nombre d'observations réalisées (nombre de lieux d'essais).

- Als Basis für die Indexberechnung dienen die Merkmalsmittelwerte der zwei besten mitgeprüften Standardsorten (= Basiswert). Zusätzlich zur nachfolgend beschriebenen Gewichtung der Teilindizes werde diese entsprechend der gemachten Anzahl Beobachtungen (Anzahl Versuchsorte) gewichtet.

Qualité / Qualität:

- Teneur en matière organique digestible (MOD) de la plante entière (g/kg MS) de la variété testée moins la valeur de base; facteur de pondération 0,4
- Gehalt an verdaulicher organischer Substanz der ganzen Pflanzen in g/kg TS der zu beurteilenden Sorte minus Basiswert; Gewichtungsfaktor 0,4

Rendement / Ertrag:

- Rendement en matière sèche (en dt/ha) de la variété testée moins la valeur de base; facteur de pondération 0,5
- TS-Ertrag (in dt/ha) der zu beurteilenden Sorte minus Basiswert; Gewichtungsfaktor 0,5

Précocité / Reife:

- Teneur en matière sèche de la plante entière (en %) de la variété testée moins la valeur de base; facteur de pondération 1,25
- Ganzpflanzen-Trockensubstanzgehalt (in %) der zu beurteilenden Sorte abzüglich Basiswert; Gewichtungsfaktor 1,25

Vigueur au départ / Jugendentwicklung:

- Valeur de base moins la note de la variété testée; facteur de pondération 0,5
- Basiswert minus Note der zu beurteilenden Sorte; Gewichtungsfaktor 0,5.

Verse en végétation / Lagerung während Vegetation:

- Valeur de base moins le pourcentage de plantes versées (en %) de la variété testée; facteur de pondération 0,25
- Basiswert minus Anteil gelagerter Pflanzen (in %) der zu beurteilenden Sorte; Gewichtungsfaktor 0,25.

Verse à la récolte / Lagerung bei Ernte:

- Valeur de base moins le pourcentage de plantes versées (en %) de la variété testée; facteur de pondération 0,75
- Basiswert minus Anteil gelagerter Pflanzen (in %) der zu beurteilenden Sorte; Gewichtungsfaktor 0,75.

Plantes cassées à la récolte / Stängelbruch bei Ernte:

- Valeur de base moins le pourcentage de plantes cassées (en %) de la variété testée; facteur de pondération 0,75
- Basiswert minus Anteil gebrochenen Pflanzen (in %) der zu beurteilenden Sorte; Gewichtungsfaktor 0,75.

Charbon / Beulenbrand:

- Valeur de base moins le pourcentage de plantes attaquées (en %) de la variété testée; facteur de pondération 0,25
- Basiswert minus Anteil befallenen Pflanzen (in %) der zu beurteilenden Sorte; Gewichtungsfaktor 0,25.

Indice global / Gesamtindex:

- Somme de tous les indices partiels
- Summe aller Teilindizes

3 Meteorologische Daten / *Données météorologiques*

Frühling / *Printemps*

Ein Blick zurück auf die Frühlingsmonate März, April und Mai offenbart, dass im Frühling 2024 die Sonnenscheindauer landesweit deutlich tiefer lag als die Norm 1991–2020. Die Alpensüdseite, das Engadin und Teile des Wallis erhielten Niederschlagssummen weit über der Norm. Die Frühlingstemperatur stieg leicht über die Norm.

Sonnenscheindauer / *durée d'ensoleillement*



Abb 1: Räumliche Verteilung der Sonnenscheindauer im Frühling 2024 (März bis Mai), dargestellt in % der Norm 1991-2020.

Niederschlag / *précipitations*

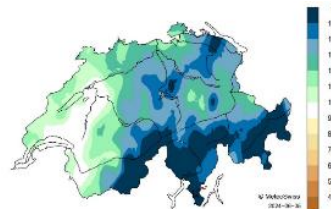


Abb 2: Räumliche Verteilung der Niederschlagssumme im Frühling 2024 (März bis Mai) dargestellt in % der Norm 1991-2020.

Sommer / *Été*

Die Schweiz registrierte den sechstwärmsten Sommer seit Messbeginn 1864. Er brachte einige schwere Unwetter mit grossen Schäden und Verlusten an Menschenleben. Der Sommer begann mit einem trübem und regional nassen Juni. Der Juli erreichte überdurchschnittliche Wärme. Der Sommer endete mit dem landesweit zweitwärmsten August. Lokal gab es neue Augustrekorde. Zudem zeigte sich der August verbreitet sehr sonnig und gebietsweise sehr niederschlagsarm.

Abweichung der Saisontemperatur / *écart à la norme de la température saisonnière*




Abb 3: Abweichung der Saisontemperatur in der Schweiz vom langjährigen Durchschnitt (Norm 1961–1990). Zu warme Saisontemperaturen sind rot, zu kalte blau angegeben. Die schwarze Kurve zeigt den Temperaturverlauf gemittelt über 20 Jahre.

Niederschlag / *précipitations*

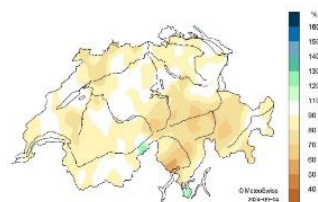


Abb 4: Räumliche Verteilung der Niederschlagssumme im Sommer 2024 (Juni bis August) dargestellt in % der Norm 1991-2020.

Herbst / *Automne*

Die Schweiz registrierte im landesweiten Mittel einen der zehn mildesten Herbste seit Messbeginn 1864. Die Niederschlagssummen lagen verbreitet über dem Durchschnitt, während die Sonnenscheindauer unterdurchschnittlich ausfiel. Der Herbst brachte im September einen kräftigen Wintereinbruch in den Bergen und im November einen Rekordschneefall in den tiefen Lagen beidseits der Alpen.

Herbsttemperatur / *température en automne*

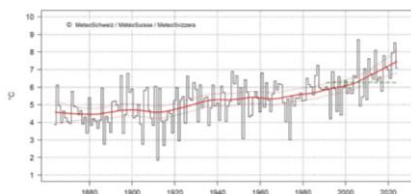


Abb 5: Die Herbsttemperatur in der Schweiz seit Messbeginn 1864. Der Herbst 2024 erreichte 7,1 °C. Das liegt 0,8 °C über der Norm 1991–2020 (grüne unterbrochene Linie). Die rote Linie zeigt den Klimatrend. Die roten unterbrochenen Linien zeigen die Unschärfe des Klimatrends.

Niederschlag / *précipitations*

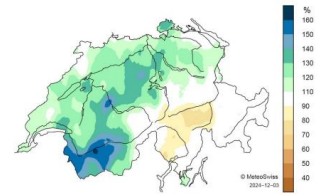


Abb 6: Räumliche Verteilung der Niederschlagssummen im Herbst 2024 (September bis November), dargestellt in % der Norm 1991–2020.

Quelle: MeteoSchweiz 2024: Klimabulletin Frühling/Sommer/Herbst 2024. Zürich.

4 Nördlich der Alpen / Nord des Alpes

4.1 Serie früh / Série précoce

4.1.1 Standortangaben / Informations des lieux

PLZ / N°p.	Ort / Lieu	m.ü.M. / altitude	2024	
			Saattermin / date de semis	Erntetermin / date de récolte
1260	Nyon	430	10.05.2024	03.09.2024
1725	Grangeneuve (Posieux)	650	14.05.2024	nicht geerntet / pas récolté †
3065	Habstetten	690	06.06.2024	07.10.2024
5643	Alikon	490	13.05.2024	16.09.2024
8046	Reckenholz	440	03.05.2024	04.09.2024
8193	Eglisau	390	14.05.2024	06.09.2024 *
8566	Ellighausen	503	06.06.2024	18.09.2024 °

† Keine Daten für Auswertung berücksichtigt / Aucune donnée prise en compte pour l'évaluation.

* Ertragsdaten nicht für Auswertung berücksichtigt / Informations liées au rendement pas prises en compte pour les mises en valeur.

° Qualitätsdaten nicht für Auswertung berücksichtigt / Informations liées à la qualité pas prises en compte pour les mises en valeur.

4.1.2 Sorten und Status / Variétés et statut

Name / Nom	Synonym	Hybrid Typ	Züchter / Obtenteur	Vertreter / Représentant	KM	SM
KWS Papageno	KXB7313	TC	KWS, Einbeck	KWS Suisse SA, Basel		SM01/S
DKC 3218	ET3286	SC	Monsanto, USA	Bayer CropScience Schweiz AG, Basel		SM01/S
LG 31217	LZM168/47	TC	Limagrain, Europe	Fenaco, Moudon		SM01/S
Emeleen	LZM168/49	TC	Advanta (LG)	Schweizer AG, Thun / Hauenstein, Rafz		SM01/S
KWS Glasgo	KXC0111	SC	KWS, Einbeck	KWS Suisse SA, Basel	KM01/S	SM01/S
Wesley	LZM170/52	SC	Limagrain, Europe	Fenaco, Moudon		SM01/S
ES Myrdal	ESZ9001	SC	Lidea, Norderstedt	Fenaco, Moudon / Hauenstein, Rafz		SM01/S
	KXC2049	SC	KWS, Einbeck	KWS Suisse SA, Basel		SM01/e2
KWS Marcopolo	KXC1054	SC	KWS, Einbeck	KWS Suisse SA, Basel	KM01/e1	SM01/e2
	LZM173/74	SC	Limagrain, Europe	Fenaco, Moudon		SM01/e1
	EY3435	SC	Monsanto, USA	Bayer CropScience		SM01/e1
	EX2976	SC	Monsanto, USA	Bayer CropScience		SM01/e1
SU Addition	EX3190	TC	Saaten Union GmbH, D	Hauenstein, Rafz		SM01/e1
Bakersfield	ESZ21106	SC	Lidea, Norderstedt	?		SM01/e1
Fludexxa	EW3297	SC	Monsanto, USA	Fenaco, Moudon	KM11/e1	SM01/e1
Cheerful	SML0310	SC	von Moreau Saatzucht, D	Fenaco, Moudon	KM11/e1	SM01/e1
	SA0083	SC	Syngenta, CH	Syngenta, Stein		SM01/e1
	SB0973	SC	Syngenta, CH	Syngenta, Stein	KM11/e1	SM01/e1
	1077D015-01	SC	Pioneer	Pioneer, Versoix		SM01/e1
	1080D986-01	SC	Pioneer	Pioneer, Versoix		SM01/e1
	KXC3102	SC	KWS, Einbeck	KWS Suisse SA, Basel	KM01/e1	SM01/e1
	KXC3105	TC	KWS, Einbeck	KWS Suisse SA, Basel		SM01/e1
	KXC3134	SC	KWS, Einbeck	KWS Suisse SA, Basel	KM01/e1	SM01/e1
	KXC3337	SC	KWS, Einbeck	KWS Suisse SA, Basel		SM01/e1
	LZM173/33	TC	Limagrain, Europe	Fenaco, Moudon		SM01/e1
SY Broncos	SM1132	SC	Syngenta, CH	Syngenta, Stein		SM01/e1
LG 31207	LZM 167/39	SC	Limagrain, Europe	Fenaco, Moudon		SM01/T
LG 31230	LZM170/73	SC	Limagrain, Europe	Fenaco, Moudon		SM01/T
KWS Chiasso	KXC1122	SC	KWS, Einbeck	KWS Suisse SA, Basel	KM11/S	SM01/T
KWS Milandro	KXC0326	SC	KWS, Einbeck	KWS Suisse SA, Basel		SM11/ FS

4.1.3 Standorteigenschaften und Bewirtschaftungsmassnahmen / Informations sur les sites et techniques culturales

Technische Versuchsausgaben / données techniques / technical information									
Standort / lieu / site:	Nyon (430 m ü.M.)	Deilley (600 m ü.M.)	Grangeneuve (654 m ü.M.)	Habstetten (620 m ü.M.)	Allion (494 m ü.M.)	Reckenholz (384 m ü.M.)	Eglsau (395 m ü.M.)	Ellighausen (603 m ü.M.)	
Bodenart / type de sol / soil type:	Limono sableux	Limon Sableux: 15-20 % argile, pH 7.2	Moyen	Sandiger Lehm, pH 5.5	Schwach humoser Schufflehm	Parabraunerde	sandiger Lehm bis Lehm	Braunerde	
Witterungsbedingungen / données météorologiques / meteorological data: Niede schlagsumme / sommes des précipitations / sum of rainfall (Saat - Ernte/ semis - récolte / seeding - harvest): Temperatursumme 2 m über Boden / somme des températures / sum of temperatures (base 6°C; Saat - Ernte/ semis - récolte / seeding - harvest):	316 mm (Meteostation Changins) 1701 °C (Meteostation Changins) Irrigation: 30.07.2024: 34 mm 06.08.2024: 30 mm 21.08.2024: 38 mm	387.7 mm (Agrometeo, station Deilley) 1474.1 °C (Agrometeo, station Deilley)	- mm (météo Suisse Posieux) - °C (météo Suisse Posieux)	647 mm (Agrometeo station Züsliwil) 1442 °C (Agrometeo station Züsliwil)	529.9 mm (Agrometeo Hohenrain) 1585 °C (Agrometeo Hohenrain)	477.5 mm (Meteostation Reckenholz) 1603.8 °C (Meteostation Reckenholz)	367.3 mm (Agrometeo Steinmaur) 1505.9 °C (Agrometeo Steinmaur)	333.2 mm (Agrometeo Ellighausen) 1459.3 °C (Agrometeo Ellighausen)	
Versuchsanlage / dispositif expérimental / experimental design: Randomisierter Blockanlage mit 3 Wiederholungen / blocs randomisés avec 3 répétitions / randomized block design with 3 replications. Parzellengröße / grandeur d'une parcelle / plot size:	4reihig, mit 1.33m Weg (20 m2 brutto), 10m2 netto	Semé: 17 m2 per single plot (brut, avec chemin d'environ 1.1 m), 14.4 m2 net, 4 rangs Récoltés: 8.5 m2 per single plot (brut, avec chemin), 7.2 m2 net, 2 rangs au milieu	4reihig, mit 1.33m Weg (20 m2 brutto), 10 m2 netto	4reihig, mit 1.33m Weg (20 m2 brutto), 10m2 netto	15m2 pro Plot brutto (4reihig, mit 0.8m Weg), 6.3m2 netto	15m2 pro Plot brutto (4reihig, mit 0.8m Weg), 6.3m2 netto	15m2 pro Plot brutto (4reihig, mit 0.8m Weg), 6.3m2 netto	15m2 pro Plot brutto (4reihig, mit 0.8m Weg), 6.3m2 netto	
Vorfrucht / précédent cultural / previous crop:	luzerne	Soja, Placelle	Prairie temporaire / Kunstwiese / temporary grassland	bis / Weizen / wheat	Wintergerste + Gründüngung (UFA Lephau Express 11) / orge + engrais vert / barley + catch crop	Mischkultur Leguminosen u. Getreide + Öfretich mit Hafer (Gründüngung)	Sonnenblumen + UFA Winter Fit	Prairie temporaire / Kunstwiese / temporary grassland	
Bodenbearbeitung / travail du sol / soil cultivation:	labour 12.03.2024 - herse relative 10.05.2024	06.03.24: Labour: 03.06.24: Chisel 04.06.24: Herse relative	-	Pflug und Kreiselegge / charrue et herse relative / plough and rotary harrow 30.04 et 28.05.2024	12.05.24 Streifenfräsaat	27.03.24 Mulcher, 09.04.24 Grubber, 29.04.24 Kreiselegge	30.03.24 Pflug, 14.05.24 Kreiselegge	10.03.24 Pflug, 16.05.24 Kreiselegge	
Saat / date de semis / sowing date:	10.05.2024 (jour 131)	06.06.2024	14.05.2024	05.06.2024 (jour 158)	13.05.2024	03.05.2024	14.05.2024	06.06.2024	
Ernte / date de récolte / harvest date:	07.09.2024 (jour 251)	25.09.2024	-	21.10.24 (jour 295)	16.09.2024	05.09.2024	07.09.2024	30.09.2024	
Saatdichte / densité de semis / sowing density:	10.0 Körner / grains pro m2	Semés: 11.9 grains pro m2, éclairci à 10 plantes/m2	10.0 Körner / grains pro m2	10.0 Körner / grains pro m2	10.0 Körner / grains pro m2	10.0 Körner / grains pro m2	10.0 Körner / grains pro m2	10.0 Körner / grains pro m2	
Vegetationsdauer / durée de végétation / growing period	120 Tage / jours / days	111 Tage / jours / days	- Tage / jours / days	137 Tage / jours / days	126 Tage / jours / days	125 Tage / jours / days	116 Tage / jours / days	116 Tage / jours / days	
Reihenabstand / interlignes / row distance:	75 cm	80 cm	75 cm	75 cm	75 cm	75 cm	75 cm	75 cm	
Mechanische Unkrautbekämpfung / dés herbage mécanique / mechanical weed control:	-	-	-	-	-	-	-	-	
Chemische Unkrautbekämpfung / dés herbage chimique / chemical weed control:	17.05.2024: Callisto 0.75 l/ha Banvel 0.5 l/ha Monsoon 1.5 l/ha	28.06.2024: Equip Power (1.5 l/ha) + Aspect (1.5 l/ha)	-	30.06.2024 Callisto 1.1 l/ha Equip Power 1.2 l/ha	20.05.24: 0.8 l/ha Equip Power, 06.06.24: 0.7 l/ha Equip Power	13.05.24: 1.2 l/ha Equip Power + 1.2 l/ha Spectrum, 11.07.24: 2kg/ha Lavelis WG + 1l/ha Dash + 0.2kg/ha Arzat	06.06.24: 2.5 l/ha Stomp Aqua BASF W-6880 + 1.4 l/ha Spectrum BASF W-6075 + 1.5 l/ha Lavelis W-6553	02.06.24: 1.5 l/ha Monsoon + 1.0 l/ha Callisto + 1.4 l/ha Spektrum	
Gründüngung / fumure de base / basic fertilisation:	02.08.2023 30 m3 Liser bovins 5 l/ha 10.20.25 kg N 50 kg P2O5 100 kg K2O	05.02.2024: Potasse 0.0.60 (116 kg/ha, 0 U/ha N, 0 U/ha P2O5, 70 U/ha K2O) 06.02.2024: Landor 0.20.30 (370 kg/ha, 0 U/ha N, 74 U/ha P2O5, 111 U/ha K2O)	-	15.05.24 - Granufos 17 %; 300 kg/ha = 51 kg P/ha, Kali 60 %; 150 kg/ha = 90 kg K/ha	10.04.24: 25m3/ha Schweinegülle verdünnt, 02.05.24 25m3/ha Schwg. v., 29.05.24 20m3/ha Schwg. v.	-	14.05.24: 200kg/ha Ammonsalpeter 27% + Mg (54kg N/ha), 13.06.24: 190kg/ha Harnstoff 46% (69kg N/ha)	05.03.24: 25l/ha Stapelmist (112.5 / 32.5 / 127.5 kg NPK/ha)	
N-Düngung / fumure N / N fertilisation:	01.05.2024: 185 kg/ha Nitrate ammoniacale 27.5:0.1 : 51 N 22.05.2024: 212 kg/ha Uree perite 46 % : 98 N	25.04.2024: Sulfamid 30.0.0 (510 kg/ha, 153 U/ha N, 0 U/ha P2O5, 0 U/ha K2O, 15 U/ha Mg)	-	15.05.24 - 180 kg/ha ammonitrate 27.5 % : 49.5 kg N/ha, 18.07.24 : 183 kg/ha ammonitrate 27.5 % : 50.8 kg N/ha	15.05.24: 276kg Harnstoff 46% (127kg N/ha)	-	30.05.24: 260kg Harnstoff 46% (83 kg N/ha)	28.05.24: 165kg Ammonsalpeter (50kg N/ha), 22.06.24: 152kg/ha Harnstoff (70kg N/ha)	
N-Mineralisierung zu Vegetationsbeginn / minéralisation azote au début de la saison / N mineralisation at the beginning of the vegetation period:	-	-	-	-	-	-	-	-	
Ernte / Récolte / harvest:	Baurat Maishäckler / ensileuse expérimentale	Versuchsmaishäckler / Ensileuse expérimentale	-	Baurat Maishäckler / ensileuse expérimentale	-	New Holland Versuchsmaishäckler / ensileuse expérimentale	-	-	

4.1.4 Index / Indice

Sorte	Status	VOS	Ertrag	Reife	Jugend- entwicklung		Wurzellag.:		Stängelbr. Ernte	Beulen- brand	Oekon.		Agron. Index	Gesamt- index
					Veget.	Ernte	Index	Index						
LG 31230	T	2.21	0.63	0.85	0.15	1.12				-0.62	2.84	1.50	4.34	
KWS Papageno	S	4.18	-1.51	0.22	-0.07	-0.26				-0.59	2.67	-0.70	1.97	
SB0973	e1	-0.66	1.08	-0.57	0.35	1.25				0.07	0.42	1.10	1.52	
SY Broncos	e1	1.87	-1.47	0.14	0.15	0.53				-0.21	0.40	0.61	1.01	
EX2976	e1	-0.46	0.17	-0.04	-0.02	0.41				0.44	-0.30	0.80	0.50	
LZM173/33	e1	-2.16	4.20	-1.46	0.04	-1.65				0.02	2.04	-3.05	-1.01	
LZM173/74	e1	-0.31	0.13	-0.13	0.23	-1.31				-0.05	-0.18	-1.26	-1.44	
EY3435	e1	-1.17	-1.21	-0.24	-0.02	0.60				0.09	-2.38	0.43	-1.95	
KWS Glasgo	S	-4.18	1.51	-0.22	0.07	0.26				0.59	-2.67	0.70	-1.97	
KWS Chiasso	T	1.43	-2.47	-1.73	-0.13	0.24				0.39	-1.04	-1.23	-2.27	
Wesley	S	-2.88	-0.59	0.48	0.07	0.24				0.27	-3.47	1.06	-2.41	
LG 31207	T	-2.51	-3.42	0.94	0.15	0.95				-0.12	-5.93	1.92	-4.01	
DKC 3218	S	-5.75	-0.86	0.08	0.35	1.64				0.24	-6.61	2.31	-4.30	
Emeleen	S	-1.89	-3.31	1.01	0.01	-0.44				0.03	-5.20	0.61	-4.59	
Cheerful	e1	-4.77	2.06	-1.94	0.10	-0.61				0.33	-2.71	-2.12	-4.83	
KXC2049	e2	-4.56	1.49	-3.45	0.21	1.30				-0.17	-3.06	-2.12	-5.18	
KWS Milandro	T	-1.56	-2.15	-0.75	-0.04	-0.61				-0.11	-3.71	-1.51	-5.22	
ES Myrdal	S	-4.43	-2.60	0.73	0.15	0.69				0.16	-7.03	1.73	-5.30	
KXC3105	e1	-3.83	-0.79	0.04	-0.02	-0.64				-0.14	-4.62	-0.76	-5.38	
SU Addition	e1	-5.20	-1.58	-0.25	0.18	0.92				0.27	-6.78	1.12	-5.66	
KXC3102	e1	-6.24	-0.85	0.46	0.04	-1.48				0.38	-7.09	-0.60	-7.69	
LG 31217	S	-3.96	-2.33	-0.78	0.07	-0.79				0.04	-6.29	-1.46	-7.75	
KXC3134	e1	-7.51	2.70	-3.43	-0.04	0.05				0.29	-4.81	-3.13	-7.94	
Bakersfield	e1	-1.05	-6.25	-1.28	0.18	-0.26				0.31	-7.30	-1.05	-8.35	
1077D015-01	e1	-9.13	0.28	0.27	0.04	-0.67				0.17	-8.85	-0.19	-9.04	
KXC3337	e1	-3.94	-2.72	-3.41	0.07	0.25				0.41	-6.66	-2.68	-9.34	
SA0083	e1	-4.68	-11.52	4.80	-0.10	1.64				0.42	-16.20	6.76	-9.44	
Fludexxa	e1	-6.75	0.00	-0.14	0.15	-2.48				-0.51	-6.75	-2.98	-9.73	
KWS Marcopolo	e2	-10.54	-3.19	3.32	-0.07	-1.65				0.42	-13.73	2.02	-11.71	
1080D986-01	e1	-13.31	1.75	-2.71	-0.10	0.25				0.18	-11.56	-2.38	-13.94	
Bezugsgrößen		0.00	0.00	0.00	0.00	0.00				0.00	0.00	0.00	0.00	
Anz. Beob.		15	15	18	18	9				18				
Anz. Orte		5	5	6	6	3				6				
Gewichtung		0.40	0.50	1.25	0.50	0.25			0.75	0.75				

4.1.5 Zusammenfassung / Résumé

Sorten Bezeich- nung	Jugend- ent- wicklg. Note	Saat- weibl. Blüte Tage	Saat- männl. Blüte Tage	Pflan- zen- höhe cm	Kolben- ansatz- höhe cm	relat. Kolben- höhe %	Green snapping %	Wurzel- lager Veg. %	Stängel- bruch Veg. %	Beulen- brand %
KWS Papageno	4.7	65.9	66.8	281.7	120.4	42.9	0.1	15.2	0.5	5.1
DKC 3218	3.9	67.7	68.3	276.3	105.8	38.5	0.0	0.0	0.0	1.8
LG 31217	4.4	67.8	67.9	296.7	122.1	41.3	0.1	19.4	1.1	2.6
Emeleen	4.6	66.3	67.3	304.6	120.0	39.4	0.4	16.7	4.6	2.7
KWS Glasgo	4.4	68.1	67.5	280.4	126.7	45.3	0.0	11.1	0.0	0.4
Wesley	4.4	68.1	68.3	290.4	116.7	40.1	0.1	11.3	1.1	1.7
ES Myrdal	4.3	65.8	66.8	292.1	100.4	34.4	0.1	7.7	0.0	2.1
KXC2049	4.2	66.8	67.2	282.5	119.2	42.4	0.0	2.8	0.0	3.5
KWS Marcopolo	4.7	67.1	66.8	281.7	120.8	42.9	0.2	26.4	1.0	1.1
LZM173/74	4.1	67.9	67.9	295.8	129.6	43.8	0.1	23.6	2.6	3.0
EY3435	4.6	68.3	69.5	283.8	107.9	38.0	0.0	8.3	0.0	2.4
EX2976	4.6	68.1	70.1	282.9	108.8	38.5	0.3	9.9	1.1	1.0
SU Addition	4.2	66.9	67.0	288.3	115.0	40.0	0.5	5.8	0.0	1.7
Bakersfield	4.2	67.4	67.3	296.3	107.5	36.3	0.1	15.2	1.3	1.6
Fludexxa	4.3	68.1	68.4	294.6	117.5	40.1	1.0	33.0	16.6	4.8
Cheerful	4.4	66.8	67.0	285.0	120.0	42.2	0.2	18.1	1.1	1.5
SA0083	4.8	68.0	67.8	269.6	110.8	41.1	0.0	0.0	0.0	1.1
SB0973	3.9	67.3	67.6	285.4	124.6	43.8	0.0	3.1	0.0	2.5
1077D015-01	4.5	67.7	68.0	295.8	140.0	47.6	0.4	18.5	0.0	2.1
1080D986-01	4.8	69.7	70.3	289.6	135.4	46.9	0.3	11.1	2.6	2.1
KXC3102	4.5	67.3	67.3	293.3	125.0	42.6	0.0	25.0	0.5	1.3
KXC3105	4.6	67.7	67.3	290.4	130.0	45.0	0.3	18.2	0.5	3.4
KXC3134	4.7	70.4	70.3	291.3	146.7	50.6	0.0	12.7	1.6	1.6
KXC3337	4.4	68.2	68.8	292.5	122.5	41.9	0.6	11.1	3.6	1.1
LZM173/33	4.5	68.2	68.1	305.8	140.4	46.2	0.3	26.4	6.4	2.7
SY Broncos	4.3	67.3	68.1	285.0	127.9	45.0	0.0	8.9	0.0	3.6
LG 31207	4.3	66.3	67.1	293.8	120.8	41.4	0.0	5.6	0.6	3.3
LG 31230	4.3	66.4	67.6	292.1	116.7	40.3	0.2	4.2	0.0	5.3
KWS Chiasso	4.8	67.8	68.1	279.6	120.0	43.1	0.0	11.2	4.3	1.2
KWS Milandro	4.7	67.3	68.4	283.8	118.8	41.8	0.1	18.1	1.0	3.2
Bezugsgrösse(n)	4.6	67.0	67.2	281.0	123.5	44.1	0.1	13.2	0.3	2.8
Versuchs-Mittel	4.4	67.5	68.0	288.7	121.3	42.1	0.2	13.3	1.7	2.4
VK [%]	15.6	1.2	1.3	4.3	9.6	10.1	356.5	89.1	108.8	109.5
KGD (5%)	0.5	0.6	0.7	10.0	9.4	3.4		11.0	3.1	1.7
KGD (1%)	0.6	0.8	0.9	13.2	12.4	4.5		14.5	4.1	2.3
Versuchs-Streuung	0.7	0.8	0.9	12.5	11.7	4.2	0.7	11.8	1.9	2.6
FG Fehlerterm	336.0	226.0	226.0	226.0	230.0	228.0	228.0	172.0	56.0	338.0
Anz. Beob.	18.0	12.0	12.0	12.0	12.0	12.0	12.0	9.0	3.0	18.0
Anz. Orte	6.0	4.0	4.0	4.0	4.0	4.0	4.0	3.0	1.0	6.0
Minimum	3.9	65.8	66.8	269.6	100.4	34.4	0.0	0.0	0.0	0.4
Maximum	4.8	70.4	70.3	305.8	146.7	50.6	1.0	33.0	16.6	5.3

Sorten Bezeichnung	Mais- zünsler %	Effekt. Best. dichte Pfl./m2	Ertrag g.Pfl. frisch dt/ha	TS- Ertrag g.Pfl. dt/ha	TS- Gehalt g.Pfl. %	VOS- Ertrag dt/ha	Stärke- Ertrag dt/ha	VOS Gehalt NIR g/kg TS	Stärke Gehalt NIR g/kg TS	Rohfaser Gehalt NIR g/kg TS
KWS Papageno	2.3	9.1	595.3	207.3	35.1	154.6	82.7	749.9	407.3	172.9
DKC 3218	0.5	9.1	610.5	208.9	34.9	150.4	74.1	720.1	356.1	192.4
LG 31217	0.8	9.5	609.3	205.4	34.3	149.5	77.5	725.5	378.3	193.8
Emeleen	0.7	9.4	580.9	203.0	35.7	149.3	77.9	731.7	386.6	189.4
KWS Glasgo	0.5	9.7	640.6	214.6	34.7	156.4	82.0	724.8	385.7	185.3
Wesley	1.5	9.4	604.7	209.6	35.3	150.0	79.0	728.7	390.5	188.5
ES Myrdal	0.2	9.1	585.0	204.7	35.5	144.3	75.0	724.1	378.9	189.4
KXC2049	2.0	9.8	683.2	214.6	32.1	157.9	82.1	723.7	383.3	187.3
KWS Marcopolo	2.0	9.4	549.6	203.3	37.5	141.2	73.5	705.8	373.1	200.3
LZM173/74	1.9	9.4	620.0	211.3	34.8	155.0	81.1	736.4	387.2	187.6
EY3435	1.4	9.0	615.2	208.1	34.7	151.6	74.7	733.9	365.9	185.1
EX2976	0.2	9.1	613.7	211.4	34.8	157.6	81.1	736.0	381.3	182.6
SU Addition	1.9	8.9	615.3	207.2	34.7	152.7	80.6	721.8	383.1	186.5
Bakersfield	1.4	8.1	591.2	196.0	33.9	144.6	74.0	734.2	381.0	184.4
Fludexxa	2.7	8.6	621.7	211.0	34.8	155.4	77.2	717.1	361.8	194.0
Cheerful	0.7	9.3	659.6	215.9	33.3	154.3	80.9	723.0	381.7	188.8
SA0083	1.9	9.6	472.3	183.3	38.7	131.5	68.5	723.3	380.0	196.9
SB0973	0.9	9.5	636.5	213.6	34.4	157.5	81.3	735.4	386.2	185.6
1077D015-01	2.1	9.0	618.4	211.7	35.1	149.9	76.4	710.0	370.7	194.5
1080D986-01	1.4	9.0	680.1	215.2	32.7	152.8	78.1	697.4	363.6	196.0
KXC3102	1.3	9.6	612.5	208.9	35.3	149.2	77.1	718.6	377.5	192.1
KXC3105	1.0	9.5	613.8	209.1	34.9	151.1	79.2	725.9	388.6	187.2
KXC3134	0.5	9.4	701.8	217.4	32.1	156.2	80.4	714.9	371.9	192.5
KXC3337	1.5	9.5	658.7	204.5	32.2	150.9	82.7	725.6	400.6	184.6
LZM173/33	0.2	9.3	662.4	221.1	33.7	165.0	83.6	730.9	375.2	192.6
SY Broncos	0.8	9.6	606.7	207.4	35.0	153.1	80.8	743.0	394.0	184.9
LG 31207	0.5	9.5	576.8	202.8	35.6	147.3	77.1	729.8	382.0	190.7
LG 31230	0.5	9.5	606.3	212.5	35.6	160.3	86.2	744.0	402.7	180.0
KWS Chiasso	2.1	9.3	627.2	205.1	33.5	152.2	78.8	741.7	392.3	174.3
KWS Milandro	1.5	9.4	612.9	205.8	34.3	152.1	77.7	732.7	383.5	184.3
Bezugsgrösse(n)	1.4	9.4	617.9	211.0	34.9	155.5	82.4	737.4	396.5	179.1
Versuchs-Mittel	1.2	9.3	616.1	208.4	34.6	151.8	78.7	727.0	381.7	188.1
VK [%]	151.7	5.8	6.8	6.8	4.5	7.9	10.9	2.8	7.2	6.8
KGD (5%)		0.4	30.1	10.2	1.0	9.6	6.9	14.6	19.9	9.2
KGD (1%)		0.5	39.6	13.5	1.4	12.7	9.1	19.2	26.2	12.1
Versuchs-Streuung	1.9	0.5	41.8	14.3	1.6	12.0	8.6	20.3	27.7	12.8
FG Fehlerterm	170.0	342.0	279.0	279.0	336.0	219.0	219.0	275.0	277.0	275.0
Anz. Beob.	9.0	18.0	15.0	15.0	18.0	12.0	12.0	15.0	15.0	15.0
Anz. Orte	3.0	6.0	5.0	5.0	6.0	4.0	4.0	5.0	5.0	5.0
Minimum	0.2	8.1	472.3	183.3	32.1	131.5	68.5	697.4	356.1	172.9
Maximum	2.7	9.8	701.8	221.1	38.7	165.0	86.2	749.9	407.3	200.3

Sorten Bezeichnung	NDF Gehalt NIR g/kg TS	ADF Gehalt NIR g/kg TS	ADL Gehalt NIR g/kg TS	Rohprotein Gehalt NIR g/kg TS	NEL Gehalt MJ/kg TS	NEV Gehalt MJ/kg TS	Aschen Gehalt NIR g/kg TS
KWS Papageno	382.9	201.3	19.0	72.1	6.9	7.2	29.3
DKC 3218	430.9	231.6	21.3	70.5	6.6	6.8	32.1
LG 31217	416.4	227.7	21.4	65.1	6.6	6.9	32.4
Emeleen	406.4	221.1	21.6	70.3	6.7	7.0	32.1
KWS Glasgo	412.4	218.9	21.3	68.3	6.6	6.9	30.7
Wesley	416.7	220.8	20.4	66.6	6.7	6.9	31.7
ES Myrdal	414.1	222.6	20.5	72.5	6.6	6.9	32.0
KXC2049	409.8	221.9	21.7	70.3	6.6	6.9	31.0
KWS Marcopolo	436.0	234.5	22.3	65.0	6.4	6.6	33.0
LZM173/74	405.8	217.0	20.6	70.0	6.8	7.1	32.9
EY3435	416.6	221.9	19.9	71.4	6.7	7.0	31.6
EX2976	410.6	218.8	19.8	70.1	6.8	7.1	31.0
SU Addition	416.4	223.4	22.5	71.2	6.6	6.8	32.2
Bakersfield	398.6	217.6	21.4	73.3	6.7	7.0	30.6
Fludexxa	426.5	235.1	22.7	72.5	6.5	6.8	32.3
Cheerful	416.6	226.1	21.8	68.8	6.6	6.9	30.6
SA0083	427.4	229.7	21.7	66.5	6.6	6.9	33.7
SB0973	394.8	218.9	23.0	76.0	6.8	7.0	32.0
1077D015-01	427.7	233.3	23.1	68.6	6.5	6.7	32.1
1080D986-01	433.0	235.1	24.1	71.4	6.3	6.5	33.1
KXC3102	414.0	224.7	21.8	67.6	6.6	6.8	31.4
KXC3105	406.5	219.7	21.5	69.0	6.6	6.9	31.5
KXC3134	419.1	228.7	22.7	70.0	6.5	6.7	32.1
KXC3337	408.2	215.1	22.3	68.3	6.6	6.9	31.5
LZM173/33	422.0	228.8	20.7	65.5	6.7	7.0	31.7
SY Broncos	405.6	216.1	20.3	69.4	6.8	7.2	32.6
LG 31207	413.8	225.6	21.8	69.9	6.7	7.0	33.0
LG 31230	397.3	212.8	20.2	72.4	6.8	7.2	31.7
KWS Chiasso	391.1	209.7	20.3	71.5	6.8	7.1	31.1
KWS Milandro	409.3	218.0	20.7	70.1	6.7	7.0	31.2
Bezugsgrösse(n)	397.7	210.1	20.2	70.2	6.8	7.1	30.0
Versuchs-Mittel	412.9	222.5	21.4	69.8	6.7	6.9	31.8
VK [%]	5.6	7.1	8.4	4.5	3.4	4.2	6.5
KGD (5%)	16.6	11.3	1.3	2.2	0.2	0.2	1.5
KGD (1%)	21.9	14.9	1.7	2.9	0.2	0.3	2.0
Versuchs-Streuung	23.1	15.7	1.8	3.1	0.2	0.3	2.1
FG Fehlerterm	275.0	275.0	275.0	277.0	275.0	275.0	277.0
Anz. Beob.	15.0	15.0	15.0	15.0	15.0	15.0	15.0
Anz. Orte	5.0	5.0	5.0	5.0	5.0	5.0	5.0
Minimum	382.9	201.3	19.0	65.0	6.3	6.5	29.3
Maximum	436.0	235.1	24.1	76.0	6.9	7.2	33.7

4.1.6 Details / Détails

Vigueur au départ [note] / Jugendentwicklung [Note]

Verfahren	Seriemittel	1260 Nyon	3065 Habstetten	5643 Alikon AG	8046 Reckenholz ZH
KWS Papageno	4.7 -----	5.0 ----	3.7 ----	6.3 -----	4.3 -----
DKC 3218	3.9 -	4.3 -	3.0 ---	4.3 ---	3.7 ---
LG 31217	4.4 -----	5.3 -----	2.7 --	5.7 -----	4.0 -----
Emeleen	4.6 -----	5.3 -----	4.3 -----	4.7 ----	4.3 -----
KWS Glasgo	4.4 -----	5.3 -----	4.3 -----	4.3 ---	4.3 -----
Wesley	4.4 -----	5.0 ----	3.7 ----	6.0 -----	4.0 -----
ES Myrdal	4.3 ----	6.0 -----	2.7 --	4.7 ----	3.3 -
KXC2049	4.2 ---	5.7 -----	3.3 ---	3.7 -	4.0 -----
KWS Marcopolo	4.7 -----	5.0 ----	4.7 -----	5.3 -----	4.3 -----
LZM173/74	4.1 ---	5.3 -----	3.3 ---	4.3 ---	4.0 -----
EY3435	4.6 -----	4.3 -	4.0 -----	5.0 -----	4.7 -----
EX2976	4.6 -----	4.3 -	4.3 -----	4.7 ----	4.0 -----
SU Addition	4.2 ---	5.0 ----	3.7 ----	5.0 -----	3.3 -
Bakersfield	4.2 ----	5.0 ----	3.7 ----	4.0 --	4.0 -----
Fludexxa	4.3 ----	5.3 -----	2.7 --	4.7 ----	4.0 -----
Cheerful	4.4 -----	5.7 -----	3.0 ---	6.0 -----	4.0 -----
SA0083	4.8 -----	4.3 -	5.3 -----	4.7 ----	4.7 -----
SB0973	3.9 -	6.0 -----	2.3 -	3.7 -	3.7 ---
1077D015-01	4.5 -----	4.7 ---	4.3 -----	5.7 -----	4.0 -----
1080D986-01	4.8 -----	5.0 ----	5.3 -----	5.3 -----	4.3 -----
KXC3102	4.5 -----	5.3 -----	5.0 -----	3.7 -	4.0 -----
KXC3105	4.6 -----	5.0 ----	4.3 -----	5.3 -----	3.7 ---
KXC3134	4.7 -----	5.3 -----	5.7 -----	5.3 -----	4.0 -----
KXC3337	4.4 -----	5.3 -----	4.3 -----	4.3 ---	4.3 -----
LZM173/33	4.5 -----	5.7 -----	3.3 ---	5.3 -----	4.3 -----
SY Broncos	4.3 ----	6.0 -----	3.0 ---	5.0 -----	3.7 ---
LG 31207	4.3 ----	5.0 ----	3.3 ---	5.3 -----	3.3 -
LG 31230	4.3 ----	5.7 -----	3.3 ---	4.3 ---	3.3 -
KWS Chiasso	4.8 -----	4.7 ---	4.7 -----	5.7 -----	5.0 -----
KWS Milandro	4.7 -----	4.7 ---	5.3 -----	4.0 --	4.7 -----
-Bezugsgrösse(n)	4.6 -----	5.2 -----	4.0 -----	5.3 -----	4.3 -----
Versuchs-Mittel	4.4 -----	5.2 -----	3.9 ----	4.9 ----	4.0 -----
VK [%]	15.6	10.9	20.2	20.9	14.2
KGD (5%)	0.5	0.9	1.3	ns	ns
KGD (1%)	0.6	1.2	1.7	ns	ns
Versuchs-Streuung	0.7	0.6	0.8	1.0	0.6
FG Fehlerterm	336.0	56.0	56.0	56.0	56.0
Anz. Beob.	18.0	3.0	3.0	3.0	3.0

Varianz-Analyse

	S.Q.	FG	F-Wert		F(95%)	P0
Verfahren	32.0	29	2.30 ***		1.50	0.0007
Anbauorte	185.7	5	77.32 ***		2.24	0.0000
WW Verf.*Anb.Orte	153.9	145	2.21 ***		1.25	0.0003
Fehler	161.4	336				
Insgesamt	532.9	515				

Vigueur au départ [note] / Jugendentwicklung [Note]

Verfahren	8193 Eglisau ZH	8566 Ellighausen TG
KWS Papageno	5.3 -----	3.7 -----
DKC 3218	4.3 -	3.7 -----
LG 31217	5.0 -----	4.0 -----
Emeleen	4.7 ---	4.0 -----
KWS Glasgo	5.0 -----	3.3 ----
Wesley	4.3 -	3.7 -----
ES Myrdal	5.3 -----	3.7 -----
KXC2049	5.3 -----	3.0 --
KWS Marcopolo	5.3 -----	3.7 -----
LZM173/74	4.7 ---	3.0 --
EY3435	5.7 -----	4.0 -----
EX2976	5.7 -----	4.7 -----
SU Addition	4.7 ---	3.7 -----
Bakersfield	4.7 ---	4.0 -----
Fludexxa	4.7 ---	4.3 -----
Cheerful	4.7 ---	3.0 --
SA0083	5.3 -----	4.3 -----
SB0973	5.0 -----	2.7 -
1077D015-01	4.7 ---	3.7 -----
1080D986-01	5.0 -----	3.7 -----
KXC3102	5.0 -----	4.0 -----
KXC3105	5.3 -----	4.0 -----
KXC3134	4.7 ---	3.0 --
KXC3337	4.7 ---	3.7 -----
LZM173/33	4.7 ---	3.7 -----
SY Broncos	4.7 ---	3.3 ----
LG 31207	5.3 -----	3.3 ----
LG 31230	5.0 -----	4.0 -----
KWS Chiasso	5.3 -----	3.7 -----
KWS Milandro	5.7 -----	3.7 -----
-Bezugsgrösse(n)	5.2 -----	3.5 -----
Versuchs-Mittel	5.0 -----	3.7 -----
VK [%]	11.9	13.1
KGD (5%)	ns	0.8
KGD (1%)	ns	1.0
Versuchs-Streuung	0.6	0.5
FG Fehlerterm	56.0	56.0
Anz. Beob.	3.0	3.0

Période semis – floraison femelles [jours] / Zeit Saat – weibl. Blüte [Tage]

Verfahren	Seriemittel	1260 Nyon	3065 Habstetten	8046 Reckenholz ZH	8566 Ellighausen TG
KWS Papageno	65.9 -	69.7 --	61.3 -	75.0 -	57.7 --
DKC 3218	67.7 -----	72.0 -----	62.7 ----	76.3 ---	59.7 -----
LG 31217	67.8 -----	72.3 -----	62.7 ----	77.0 ----	59.3 -----
Emeleen	66.3 --	69.0 -	62.0 --	75.7 --	58.3 ----
KWS Glasgo	68.1 -----	72.7 -----	63.0 ----	76.7 ----	60.0 -----
Wesley	68.1 -----	72.3 -----	62.7 ----	77.7 -----	59.7 -----
ES Myrdal	65.8 -	70.0 ---	61.0 -	75.0 -	57.0 -
KXC2049	66.8 ---	71.0 ----	61.7 --	76.0 --	58.3 ----
KWS Marcopolo	67.1 ---	71.7 -----	62.0 --	75.7 --	59.0 ----
LZM173/74	67.9 -----	71.7 -----	63.3 -----	77.3 -----	59.3 -----
EY3435	68.3 -----	71.7 -----	63.3 -----	78.0 -----	60.0 -----
EX2976	68.1 -----	71.7 -----	63.0 ----	77.0 ----	60.7 -----
SU Addition	66.9 ---	71.3 ----	62.3 ---	75.3 -	58.7 ----
Bakersfield	67.4 ----	71.7 -----	63.0 ----	76.7 ----	58.3 ----
Fludexxa	68.1 -----	71.3 ----	62.7 ----	78.7 -----	59.7 -----
Cheerful	66.8 ---	70.3 ---	61.7 --	76.7 ----	58.3 ----
SA0083	68.0 -----	72.7 -----	63.3 -----	76.7 ----	59.3 -----
SB0973	67.3 ----	71.7 -----	62.3 ---	76.7 ----	58.7 ----
1077D015-01	67.7 -----	72.0 -----	62.3 ---	78.3 -----	58.0 ---
1080D986-01	69.7 -----	73.7 -----	63.7 -----	80.3 -----	61.0 -----
KXC3102	67.3 ----	72.0 -----	62.3 ---	76.0 --	59.0 ----
KXC3105	67.7 -----	72.7 -----	62.3 ---	76.7 ----	59.0 ----
KXC3134	70.4 -----	74.0 -----	66.3 -----	80.0 -----	61.3 -----
KXC3337	68.2 -----	72.3 -----	63.3 ----	76.7 ----	60.3 -----
LZM173/33	68.2 -----	71.3 ----	63.7 -----	77.3 ----	60.3 -----
SY Broncos	67.3 ----	71.0 ----	62.7 ----	76.3 ---	59.0 ----
LG 31207	66.3 --	71.0 ----	61.3 -	75.7 --	57.3 -
LG 31230	66.4 --	69.7 --	61.0 -	76.3 ---	58.7 ----
KWS Chiasso	67.8 -----	72.0 -----	62.3 ---	77.3 -----	59.3 -----
KWS Milandro	67.3 ----	71.7 -----	62.7 ----	75.7 --	59.0 ----
-Bezugsgrösse(n)	67.0 ---	71.2 -----	62.2 ---	75.8 --	58.8 -----
Versuchs-Mittel	67.5 ----	71.6 -----	62.6 ----	76.8 ----	59.1 -----
VK [%]	1.2	1.0	1.7	1.0	0.8
KGD (5%)	0.6	1.2	1.7	1.3	0.8
KGD (1%)	0.8	1.6	2.3	1.7	1.1
Versuchs-Streuung	0.8	0.7	1.1	0.8	0.5
FG Fehlerterm	226.0	56.0	58.0	56.0	56.0
Anz. Beob.	12.0	3.0	3.0	3.0	3.0

Varianz-Analyse

	S.Q.	FG	F-Wert		F(95%)	P0
Verfahren	337.6	29	18.29	***	1.52	0.0000
Anbauorte	17777.9	3	9310.53	***	2.65	0.0000
WW Verf.*Anb.Orte	93.2	87	1.68	ns	1.33	
Fehler	143.8	226				
Insgesamt	18352.6	345				

Période semis – floraison mâles [jours] / Zeit Saat – männl. Blüte [Tage]

Verfahren	Seriemittel	1260 Nyon	3065 Habstetten	8046 Reckenholz ZH	8566 Ellighausen TG
KWS Papageno	66.8 -	70.3 --	61.7 -	76.7 --	58.7 -
DKC 3218	68.3 -----	72.0 -----	63.3 ----	77.3 ---	60.3 -----
LG 31217	67.9 ----	70.3 --	63.3 ----	77.7 ----	60.3 -----
Emeleen	67.3 --	69.7 -	63.7 -----	76.3 -	59.3 --
KWS Glasgo	67.5 ---	70.7 ---	63.0 ----	77.0 ---	59.3 --
Wesley	68.3 -----	70.7 ---	63.7 -----	78.7 -----	60.3 -----
ES Myrdal	66.8 -	71.0 ----	61.3 -	76.0 -	59.0 --
KXC2049	67.2 --	70.7 ---	61.7 -	77.3 ---	59.0 --
KWS Marcopolo	66.8 -	70.3 --	61.3 -	76.3 -	59.0 --
LZM173/74	67.9 ----	71.0 ----	63.3 ----	78.3 -----	59.0 --
EY3435	69.5 -----	72.0 -----	66.0 -----	78.3 -----	61.7 -----
EX2976	70.1 -----	72.3 -----	67.0 -----	78.7 -----	62.3 -----
SU Addition	67.0 -	70.7 ---	62.0 --	76.0 -	59.3 --
Bakersfield	67.3 --	70.0 -	63.3 ----	77.0 ---	59.0 --
Fludexxa	68.4 -----	71.0 ----	63.7 -----	79.0 -----	60.0 ----
Cheerful	67.0 -	70.0 -	62.3 --	76.7 --	59.0 --
SA0083	67.8 ---	71.3 -----	63.0 ----	77.3 ---	59.3 --
SB0973	67.6 ---	70.7 ---	63.0 ----	77.0 ---	59.7 ---
1077D015-01	68.0 ----	70.7 ---	63.7 -----	78.3 -----	59.3 --
1080D986-01	70.3 -----	73.7 -----	64.7 -----	81.0 -----	62.0 -----
KXC3102	67.3 --	71.0 ----	62.7 ---	76.7 --	59.0 --
KXC3105	67.3 --	71.0 ----	62.3 --	77.0 ---	59.0 --
KXC3134	70.3 -----	72.7 -----	66.0 -----	80.3 -----	62.3 -----
KXC3337	68.8 -----	71.3 -----	64.7 -----	77.7 ----	61.3 -----
LZM173/33	68.1 ----	70.7 ---	64.3 -----	77.0 ---	60.3 -----
SY Broncos	68.1 ----	70.7 ---	63.3 ----	78.0 -----	60.3 -----
LG 31207	67.1 --	70.0 -	62.3 --	77.0 ---	59.0 --
LG 31230	67.6 ---	70.7 ---	62.7 ---	77.3 ---	59.7 ---
KWS Chiasso	68.1 ----	71.0 ----	62.7 ---	78.3 -----	60.3 -----
KWS Milandro	68.4 -----	71.7 -----	64.3 -----	77.0 ---	60.7 -----
-Bezugsgrösse(n)	67.2 --	70.5 ---	62.3 --	76.8 --	59.0 --
Versuchs-Mittel	68.0 ----	71.0 ----	63.3 ----	77.6 ----	59.9 ----
VK [%]	1.3	0.8	2.1	1.1	0.8
KGD (5%)	0.7	0.9	2.1	1.5	0.8
KGD (1%)	0.9	1.2	2.8	1.9	1.1
Versuchs-Streuung	0.9	0.5	1.3	0.9	0.5
FG Fehlerterm	226.0	58.0	56.0	56.0	56.0
Anz. Beob.	12.0	3.0	3.0	3.0	3.0

Varianz-Analyse

	S.Q.	FG	F-Wert		F(95%)	P0
Verfahren	347.1	29	16.02	***	1.52	0.0000
Anbauorte	16866.6	3	7523.39	***	2.65	0.0000
WW Verf.*Anb.Orte	97.1	87	1.49	ns	1.33	
Fehler	168.9	226				
Insgesamt	17479.7	345				

Hauteur [cm] / Pflanzenhöhe [cm]

Verfahren	Seriemittel	1260 Nyon	3065 Habstetten	8046 Reckenholz ZH	8566 Ellighausen TG
KWS Papageno	281.7 ----	258.3 ----	308.3 -----	286.7 --	273.3 ----
DKC 3218	276.3 --	248.3 --	290.0 -	286.7 --	280.0 -----
LG 31217	296.7 -----	276.7 -----	316.7 -----	306.7 -----	286.7 -----
Emeleen	304.6 -----	290.0 -----	321.7 -----	316.7 -----	290.0 -----
KWS Glasgo	280.4 ----	253.3 ---	295.0 --	290.0 --	283.3 -----
Wesley	290.4 -----	275.0 -----	310.0 -----	300.0 -----	276.7 ----
ES Myrdal	292.1 -----	271.7 -----	310.0 -----	303.3 -----	283.3 -----
KXC2049	282.5 ----	260.0 ----	290.0 -	296.7 ----	283.3 -----
KWS Marcopolo	281.7 ----	260.0 ----	293.3 --	296.7 ----	276.7 ----
LZM173/74	295.8 -----	283.3 -----	320.0 -----	306.7 -----	273.3 ----
EY3435	283.8 ----	251.7 ---	300.0 ----	293.3 ---	290.0 -----
EX2976	282.9 ----	240.0 -	311.7 -----	293.3 ---	286.7 -----
SU Addition	288.3 -----	263.3 ----	300.0 ----	293.3 ---	296.7 -----
Bakersfield	296.3 -----	273.3 -----	311.7 -----	300.0 -----	300.0 -----
Fludexxa	294.6 -----	278.3 -----	320.0 -----	310.0 -----	270.0 ---
Cheerful	285.0 ----	260.0 ----	306.7 ----	290.0 --	283.3 -----
SA0083	269.6 -	246.7 --	288.3 -	283.3 -	260.0 -
SB0973	285.4 ----	263.3 ----	311.7 -----	293.3 ---	273.3 ----
1077D015-01	295.8 -----	286.7 -----	313.3 -----	286.7 --	296.7 -----
1080D986-01	289.6 -----	253.3 ---	315.0 -----	303.3 -----	286.7 -----
KXC3102	293.3 -----	280.0 -----	313.3 -----	296.7 ----	283.3 -----
KXC3105	290.4 -----	266.7 ----	313.3 -----	300.0 ----	281.7 -----
KXC3134	291.3 -----	265.0 ----	310.0 -----	306.7 -----	283.3 -----
KXC3337	292.5 -----	273.3 -----	313.3 -----	293.3 ---	290.0 -----
LZM173/33	305.8 -----	276.7 -----	326.7 -----	320.0 -----	300.0 -----
SY Broncos	285.0 ----	266.7 ----	300.0 ----	293.3 ---	280.0 ----
LG 31207	293.8 -----	276.7 -----	311.7 -----	283.3 -	303.3 -----
LG 31230	292.1 -----	276.7 -----	321.7 -----	283.3 -	286.7 -----
KWS Chiasso	279.6 ---	250.0 ---	301.7 ----	296.7 ----	270.0 ---
KWS Milandro	283.8 ----	256.7 ----	308.3 -----	296.7 ----	273.3 ----
-Bezugsgrösse(n)	281.0 ----	255.8 ----	301.7 ----	288.3 --	278.3 ----
Versuchs-Mittel	288.7 -----	266.1 -----	308.4 -----	296.9 ----	283.4 -----
VK [%]	4.3	4.1	2.3	5.7	4.5
KGD (5%)	10.0	18.0	11.4	ns	21.0
KGD (1%)	13.2	23.9	15.2	ns	ns
Versuchs-Streuung	12.5	11.0	7.0	16.9	12.8
FG Fehlerterm	226.0	56.0	56.0	56.0	58.0
Anz. Beob.	12.0	3.0	3.0	3.0	3.0

Varianz-Analyse

	S.Q.	FG	F-Wert	F(95%)	P0
Verfahren	21965.6	29	4.87 ***	1.52	0.0000
Anbauorte	89809.2	3	192.55 ***	2.65	0.0000
WW Verf.*Anb.Orte	17445.0	87	1.29 ns	1.33	
Fehler	35137.8	226			
Insgesamt	164357.5	345			

Hauteur de l'épi [cm] / Ansatzhöhe des obersten Kolbens [cm]

Verfahren	Seriemittel	1260 Nyon	3065 Habstetten	8046 Reckenholz ZH	8566 Ellighausen TG
KWS Papageno	120.4	121.7	126.7	123.3	110.0
DKC 3218	105.8	108.3	118.3	100.0	96.7
LG 31217	122.1	130.0	128.3	120.0	110.0
Emeleen	120.0	120.0	130.0	120.0	110.0
KWS Glasgo	126.7	128.3	135.0	120.0	123.3
Wesley	116.7	116.7	126.7	120.0	103.3
ES Myrdal	100.4	116.7	125.0	103.3	56.7
KXC2049	119.2	121.7	125.0	116.7	113.3
KWS Marcopolo	120.8	111.7	128.3	126.7	116.7
LZM173/74	129.6	140.0	141.7	126.7	110.0
EY3435	107.9	93.3	128.3	113.3	96.7
EX2976	108.8	100.0	125.0	106.7	103.3
SU Addition	115.0	116.7	126.7	103.3	113.3
Bakersfield	107.5	106.7	130.0	96.7	96.7
Fludexxa	117.5	128.3	131.7	110.0	100.0
Cheerful	120.0	120.0	136.7	113.3	110.0
SA0083	110.8	110.0	120.0	116.7	96.7
SB0973	124.6	128.3	136.7	120.0	113.3
1077D015-01	140.0	140.0	150.0	133.3	136.7
1080D986-01	135.4	138.3	146.7	140.0	116.7
KXC3102	125.0	121.7	141.7	113.3	123.3
KXC3105	130.0	131.7	135.0	130.0	123.3
KXC3134	146.7	150.0	156.7	140.0	140.0
KXC3337	122.5	123.3	133.3	113.3	120.0
LZM173/33	140.4	148.3	150.0	133.3	130.0
SY Broncos	127.9	133.3	131.7	130.0	116.7
LG 31207	120.8	113.3	130.0	133.3	106.7
LG 31230	116.7	120.0	123.3	123.3	100.0
KWS Chiasso	120.0	116.7	126.7	120.0	116.7
KWS Milandro	118.8	118.3	130.0	120.0	106.7
-Bezugsgrösse(n)	123.5	125.0	130.8	121.7	116.7
Versuchs-Mittel	121.3	122.4	132.5	119.6	110.6
VK [%]	9.6	10.0	8.3	9.5	10.9
KGD (5%)	9.4	19.9	18.0	18.6	19.8
KGD (1%)	12.4	26.5	23.9	24.7	26.3
Versuchs-Streuung	11.7	12.2	11.0	11.4	12.1
FG Fehlerterm	230.0	56.0	58.0	58.0	58.0
Anz. Beob.	12.0	3.0	3.0	3.0	3.0

Varianz-Analyse

	S.Q.	FG	F-Wert	F(95%)	P0
Verfahren	38731.2	29	9.80 ***	1.52	0.0000
Anbauorte	22070.8	3	54.00 ***	2.64	0.0000
WW Verf.*Anb.Orte	14531.3	87	1.23 ns	1.33	
Fehler	31337.8	230			
Insgesamt	106671.0	349			

Hauteur relative de l'épi [%] / Relative Kolbenansatzhöhe [%]

Verfahren	Seriemittel	1260 Nyon	3065 Habstetten	8046 Reckenholz ZH	8566 Ellighausen TG
KWS Papageno	42.9 -----	47.1 -----	41.1 ---	43.1 -----	40.3 -----
DKC 3218	38.5 ---	43.8 ----	40.8 ---	34.9 --	34.6 -----
LG 31217	41.3 -----	47.1 -----	40.5 --	39.1 -----	38.3 -----
Emeleen	39.4 ----	41.4 ---	40.4 --	37.9 ---	37.9 -----
KWS Glasgo	45.3 -----	50.3 -----	45.9 -----	41.3 -----	43.6 -----
Wesley	40.1 ----	42.3 ---	40.9 ---	40.0 -----	37.3 -----
ES Myrdal	34.4 -	43.0 ----	40.3 --	34.1 --	20.2 -
KXC2049	42.4 -----	47.0 -----	43.1 -----	39.3 -----	40.0 -----
KWS Marcopolo	42.9 -----	43.0 ----	43.7 -----	42.6 -----	42.2 -----
LZM173/74	43.8 -----	49.5 -----	44.3 -----	41.3 -----	40.3 -----
EY3435	38.0 ---	37.1 -	42.8 ----	38.7 -----	33.3 -----
EX2976	38.5 ---	41.6 ---	40.1 --	36.4 ---	36.0 -----
SU Addition	40.0 ----	44.3 ----	42.2 ----	35.2 --	38.2 -----
Bakersfield	36.3 --	39.0 --	41.7 ---	32.2 -	32.2 ----
Fludexxa	40.1 ----	46.1 ----	41.1 ---	35.6 ---	37.4 -----
Cheerful	42.2 -----	46.2 -----	44.6 -----	39.1 -----	38.9 -----
SA0083	41.1 -----	44.3 ----	41.6 ---	41.2 -----	37.2 -----
SB0973	43.8 -----	48.7 -----	43.8 -----	40.9 -----	41.6 -----
1077D015-01	47.6 -----	48.8 -----	47.9 -----	47.4 -----	46.1 -----
1080D986-01	46.9 -----	54.1 -----	46.6 -----	46.2 -----	40.7 -----
KXC3102	42.6 -----	43.5 ----	45.2 -----	38.2 ----	43.6 -----
KXC3105	45.0 -----	49.4 -----	43.1 ----	43.3 -----	44.0 -----
KXC3134	50.6 -----	56.6 -----	50.5 -----	45.7 -----	49.5 -----
KXC3337	41.9 ----	45.1 ----	42.6 ---	38.7 ----	41.3 -----
LZM173/33	46.2 -----	53.5 -----	45.9 -----	41.7 -----	43.5 -----
SY Broncos	45.0 -----	50.0 -----	43.9 -----	44.3 -----	41.8 -----
LG 31207	41.4 ----	40.9 ---	41.8 ---	47.9 -----	35.1 -----
LG 31230	40.3 ----	43.4 ----	38.3 -	44.3 -----	35.0 -----
KWS Chiasso	43.1 -----	46.6 ----	42.0 ----	40.5 -----	43.2 -----
KWS Milandro	41.8 -----	45.7 ----	42.2 ----	40.5 -----	38.9 -----
-Bezugsgrösse(n)	44.1 -----	48.7 -----	43.5 -----	42.2 -----	41.9 -----
Versuchs-Mittel	42.1 -----	46.0 -----	43.0 -----	40.4 -----	39.1 -----
VK [%]	10.1	9.3	8.3	11.1	11.6
KGD (5%)	3.4	7.0	ns	7.4	7.4
KGD (1%)	4.5	9.3	ns	9.8	9.8
Versuchs-Streuung	4.2	4.3	3.6	4.5	4.5
FG Fehlerterm	228.0	56.0	56.0	58.0	58.0
Anz. Beob.	12.0	3.0	3.0	3.0	3.0

Varianz-Analyse

	S.Q.	FG	F-Wert	F(95%)	P0
Verfahren	4046.0	29	7.77 ***	1.52	0.0000
Anbauorte	2513.1	3	46.68 ***	2.65	0.0000
WW Verf.*Anb.Orte	1988.8	87	1.27 ns	1.33	
Fehler	4091.7	228			
Insgesamt	12639.6	347			

Green snapping [%] / Green snapping [%]

Verfahren	Seriemittel	1260 Nyon	5643 Alikon AG	8046 Reckenholz ZH	8566 Ellighausen TG
KWS Papageno	0.1 --	0.0 -	0.5 -----	0.0 -	0.0 -
DKC 3218	0.0 -	0.0 -	0.0 -	0.0 -	0.0 -
LG 31217	0.1 --	0.0 -	0.0 -	0.5 -----	0.0 -
Emeleen	0.4 ----	0.4 ---	0.0 -	0.0 -	1.1 ----
KWS Glasgo	0.0 -	0.0 -	0.0 -	0.0 -	0.0 -
Wesley	0.1 --	0.0 -	0.0 -	0.0 -	0.5 --
ES Myrdal	0.1 --	0.0 -	0.5 -----	0.0 -	0.0 -
KXC2049	0.0 -	0.0 -	0.0 -	0.0 -	0.0 -
KWS Marcopolo	0.2 ---	0.4 ---	0.5 -----	0.0 -	0.0 -
LZM173/74	0.1 --	0.0 -	0.0 -	0.0 -	0.5 --
EY3435	0.0 -	0.0 -	0.0 -	0.0 -	0.0 -
EX2976	0.3 ----	0.0 -	0.6 -----	0.0 -	0.5 --
SU Addition	0.5 -----	0.8 ----	0.0 -	0.0 -	1.2 ----
Bakersfield	0.1 --	0.5 ---	0.0 -	0.0 -	0.0 -
Fludexxa	1.0 -----	0.4 ---	0.0 -	0.0 -	3.4 -----
Cheerful	0.2 ---	0.4 ---	0.0 -	0.0 -	0.5 --
SA0083	0.0 -	0.0 -	0.0 -	0.0 -	0.0 -
SB0973	0.0 -	0.0 -	0.0 -	0.0 -	0.0 -
1077D015-01	0.4 ----	0.4 ---	0.0 -	0.5 -----	0.6 --
1080D986-01	0.3 ----	0.4 ---	0.0 -	0.0 -	1.0 ----
KXC3102	0.0 -	0.0 -	0.0 -	0.0 -	0.0 -
KXC3105	0.3 ----	0.7 ----	0.0 -	0.5 -----	0.0 -
KXC3134	0.0 -	0.0 -	0.0 -	0.0 -	0.0 -
KXC3337	0.6 -----	1.9 -----	0.0 -	0.0 -	0.5 --
LZM173/33	0.3 ---	0.0 -	0.0 -	0.5 -----	0.5 --
SY Broncos	0.0 -	0.0 -	0.0 -	0.0 -	0.0 -
LG 31207	0.0 -	0.0 -	0.0 -	0.0 -	0.0 -
LG 31230	0.2 ---	0.4 ---	0.0 -	0.0 -	0.5 --
KWS Chiasso	0.0 -	0.0 -	0.0 -	0.0 -	0.0 -
KWS Milandro	0.1 --	0.4 --	0.0 -	0.0 -	0.0 -
-Bezugsgrösse(n)	0.1 -	0.0 -	0.3 ----	0.0 -	0.0 -
Versuchs-Mittel	0.2 ---	0.2 --	0.1 --	0.1 --	0.4 --
VK [%]	356.5	284.1	476.4	480.5	281.5
KGD (5%)	ns	ns	ns	ns	ns
KGD (1%)	ns	ns	ns	ns	ns
Versuchs-Streuung	0.7	0.6	0.3	0.3	1.0
FG Fehlerterm	228.0	56.0	56.0	58.0	58.0
Anz. Beob.	12.0	3.0	3.0	3.0	3.0

Varianz-Analyse

	S.Q.	FG	F-Wert	F(95%)	P0
Verfahren	16.7	29	1.35 ns	1.52	0.1203
Anbauorte	5.4	3	4.22 **	2.65	0.0063
WW Verf.*Anb.Orte	43.3	87	1.16 ns	1.33	
Fehler	97.6	228			
Insgesamt	163.0	347			

Verse en végétation [%] / Wurzellagerung Vegetation [%]

Verfahren	Seriemittel	1260 Nyon	8193 Eglisau ZH	8566 Ellighausen TG
KWS Papageno	15.2 ----	3.9 --	0.0 -	41.7 -----
DKC 3218	0.0 -	0.0 -	0.0 -	0.0 -
LG 31217	19.4 -----	0.0 -	0.0 -	58.3 -----
Emeleen	16.7 -----	4.1 --	0.0 -	45.8 -----
KWS Glasgo	11.1 ----	0.0 -	0.0 -	33.3 -----
Wesley	11.3 ----	0.0 -	0.4 -----	33.3 -----
ES Myrdal	7.7 ---	2.2 -	0.0 -	20.8 ---
KXC2049	2.8 -	0.0 -	0.0 -	8.3 --
KWS Marcopolo	26.4 -----	0.0 -	0.0 -	79.2 -----
LZM173/74	23.6 -----	0.0 -	0.0 -	70.8 -----
EY3435	8.3 ---	0.0 -	0.0 -	25.0 ----
EX2976	9.9 ----	0.4 -	0.0 -	29.2 ----
SU Addition	5.8 --	0.8 -	0.0 -	16.7 ---
Bakersfield	15.2 ----	32.5 -----	0.6 -----	12.5 --
Fludexxa	33.0 -----	27.5 -----	0.6 -----	70.8 -----
Cheerful	18.1 -----	32.4 -----	0.9 -----	20.8 ---
SA0083	0.0 -	0.0 -	0.0 -	0.0 -
SB0973	3.1 --	5.2 --	0.0 -	4.2 -
1077D015-01	18.5 -----	9.6 ----	0.0 -	45.8 -----
1080D986-01	11.1 ----	0.0 -	0.0 -	33.3 -----
KXC3102	25.0 -----	0.0 -	0.0 -	75.0 -----
KXC3105	18.2 -----	0.0 -	0.6 -----	54.2 -----
KXC3134	12.7 ----	0.7 -	0.0 -	37.5 ----
KXC3337	11.1 ----	0.0 -	0.0 -	33.3 ----
LZM173/33	26.4 -----	0.0 -	0.0 -	79.2 -----
SY Broncos	8.9 ---	1.8 -	0.0 -	25.0 ----
LG 31207	5.6 --	0.0 -	0.0 -	16.7 ---
LG 31230	4.2 --	0.0 -	0.0 -	12.5 --
KWS Chiasso	11.2 ----	0.4 -	0.0 -	33.3 -----
KWS Milandro	18.1 -----	0.0 -	0.0 -	54.2 -----
-Bezugsgrösse(n)	13.2 ----	2.0 -	0.0 -	37.5 -----
Versuchs-Mittel	13.3 ----	4.0 --	0.1 --	35.7 -----
VK [%]	89.1	370.1	435.4	39.4
KGD (5%)	11.0	ns	ns	23.0
KGD (1%)	14.5	ns	ns	30.6
Versuchs-Streuung	11.8	15.0	0.4	14.1
FG Fehlerterm	172.0	58.0	58.0	56.0
Anz. Beob.	9.0	3.0	3.0	3.0

Varianz-Analyse

	S.Q.	FG	F-Wert	F(95%)	P0
Verfahren	18030.0	29	4.44 ***	1.53	0.0000
Anbauorte	68514.6	2	244.48 ***	3.04	0.0000
WW Verf.*Anb.Orte	37767.8	58	4.65 ***	1.40	0.0000
Fehler	24101.0	172			
Insgesamt	148413.5	261			

Plantes cassées végétation [%] / Stängelbruch Vegetation [%]

Verfahren	Seriemittel	8566	Ellighausen TG
KWS Papageno	0.5 -	0.5 -	
DKC 3218	0.0 -	0.0 -	
LG 31217	1.1 -	1.1 -	
Emeleen	4.6 ---	4.6 ---	
KWS Glasgo	0.0 -	0.0 -	
Wesley	1.1 -	1.1 -	
ES Myrdal	0.0 -	0.0 -	
KXC2049	0.0 -	0.0 -	
KWS Marcopolo	1.0 -	1.0 -	
LZM173/74	2.6 --	2.6 --	
EY3435	0.0 -	0.0 -	
EX2976	1.1 -	1.1 -	
SU Addition	0.0 -	0.0 -	
Bakersfield	1.3 -	1.3 -	
Fludexxa	16.6 -----	16.6 -----	
Cheerful	1.1 -	1.1 -	
SA0083	0.0 -	0.0 -	
SB0973	0.0 -	0.0 -	
1077D015-01	0.0 -	0.0 -	
1080D986-01	2.6 --	2.6 --	
KXC3102	0.5 -	0.5 -	
KXC3105	0.5 -	0.5 -	
KXC3134	1.6 --	1.6 --	
KXC3337	3.6 ---	3.6 ---	
LZM173/33	6.4 ----	6.4 ----	
SY Broncos	0.0 -	0.0 -	
LG 31207	0.6 -	0.6 -	
LG 31230	0.0 -	0.0 -	
KWS Chiasso	4.3 ---	4.3 ---	
KWS Milandro	1.0 -	1.0 -	
-Bezugsgrösse(n)	0.3 -	0.3 -	
Versuchs-Mittel	1.7 --	1.7 --	
VK [%]	108.8	108.8	
KGD (5%)	3.1	3.1	
KGD (1%)	4.1	4.1	
Versuchs-Streuung	1.9	1.9	
FG Fehlerterm	56.0	56.0	
Anz. Beob.	3.0	3.0	

Charbon [%] / Beulenbrand [%]

Verfahren	Seriemittel	1260 Nyon	3065 Habstetten	5643 Alikon AG	8046 Reckenholz ZH
KWS Papageno	5.1 -----	21.3 -----	2.0 -----	2.1 ----	0.5 --
DKC 3218	1.8 ---	1.5 -	0.0 -	0.0 -	1.0 ----
LG 31217	2.6 ----	11.0 ----	1.8 ----	1.4 ---	0.0 -
Emeleen	2.7 ----	12.6 ----	0.7 --	1.1 --	0.0 -
KWS Glasgo	0.4 -	2.1 -	0.0 -	0.0 -	0.5 --
Wesley	1.7 ---	3.5 --	0.7 ---	1.6 ---	2.0 -----
ES Myrdal	2.1 ----	7.2 ---	0.4 --	4.2 -----	0.0 -
KXC2049	3.5 -----	16.0 -----	1.7 ----	1.0 --	1.5 ----
KWS Marcopolo	1.1 --	5.6 ---	0.0 -	1.0 --	0.0 -
LZM173/74	3.0 ----	9.6 ----	3.1 -----	2.6 ----	0.5 --
EY3435	2.4 ----	6.2 ---	1.8 ----	3.1 ----	0.0 -
EX2976	1.0 --	2.8 -	0.4 --	0.5 -	0.0 -
SU Addition	1.7 ---	3.9 --	0.0 -	1.6 ---	0.0 -
Bakersfield	1.6 ---	6.2 ---	0.7 ---	0.6 --	0.0 -
Fludexxa	4.8 -----	11.7 ----	0.8 ---	4.2 -----	3.2 -----
Cheerful	1.5 ---	4.1 --	1.4 ----	0.0 -	1.1 ----
SA0083	1.1 --	2.6 -	1.6 ----	1.0 --	0.0 -
SB0973	2.5 ----	8.3 ----	0.0 -	2.1 ----	1.5 ----
1077D015-01	2.1 ----	8.5 ----	0.3 --	0.0 -	2.7 -----
1080D986-01	2.1 ----	9.6 ----	1.2 ----	1.1 --	0.0 -
KXC3102	1.3 --	4.6 --	0.3 --	0.0 -	0.0 -
KXC3105	3.4 -----	10.6 ----	0.0 -	0.5 -	0.0 -
KXC3134	1.6 ---	5.5 ---	0.7 ---	0.0 -	0.0 -
KXC3337	1.1 --	5.9 ---	1.0 ----	0.0 -	0.0 -
LZM173/33	2.7 ----	13.0 ----	0.7 ---	0.5 -	0.5 --
SY Broncos	3.6 -----	9.8 ----	2.8 -----	2.1 ----	0.0 -
LG 31207	3.3 ----	13.9 ----	1.3 ----	1.3 ---	2.1 -----
LG 31230	5.3 -----	16.2 ----	3.2 -----	5.7 -----	1.1 ----
KWS Chiasso	1.2 --	6.0 ---	0.3 --	0.5 -	0.0 -
KWS Milandro	3.2 ----	16.3 ----	0.3 --	1.1 ---	0.5 --
-Bezugsgrösse(n)	2.8 ----	11.7 ----	1.0 ----	1.0 --	0.5 --
Versuchs-Mittel	2.4 ----	8.5 ----	1.0 ----	1.4 ---	0.6 ---
VK [%]	109.5	60.9	117.1	147.5	192.2
KGD (5%)	1.7	8.5	1.9	ns	2.0
KGD (1%)	2.3	11.3	ns	ns	ns
Versuchs-Streuung	2.6	5.2	1.1	2.0	1.2
FG Fehlerterm	338.0	56.0	56.0	56.0	58.0
Anz. Beob.	18.0	3.0	3.0	3.0	3.0

Varianz-Analyse

	S.Q.	FG	F-Wert		F(95%)	P0
Verfahren	798.0	29	4.02	***	1.50	0.0000
Anbauorte	4274.3	5	124.98	***	2.24	0.0000
WW Verf.*Anb.Orte	2141.7	145	2.16	***	1.25	0.0003
Fehler	2311.8	338				
Insgesamt	9525.8	517				

Charbon [%] / Beulenbrand [%]

Verfahren	8193 Eglisau ZH	8566 Ellighausen TG
KWS Papageno	1.1 ----	3.8 ----
DKC 3218	1.1 ----	7.3 -----
LG 31217	1.0 ----	0.5 -
Emeleen	0.5 ---	1.0 --
KWS Glasgo	0.0 -	0.0 -
Wesley	0.9 ----	1.6 ---
ES Myrdal	0.0 -	1.1 --
KXC2049	0.0 -	0.5 -
KWS Marcopolo	0.0 -	0.0 -
LZM173/74	0.6 ---	1.6 ---
EY3435	0.0 -	3.4 -----
EX2976	1.0 ----	1.6 ---
SU Addition	0.0 -	4.8 -----
Bakersfield	0.0 -	1.9 ---
Fludexxa	2.6 -----	6.5 -----
Cheerful	0.0 -	2.2 ---
SA0083	0.0 -	1.4 --
SB0973	0.0 -	3.2 -----
1077D015-01	1.2 ----	0.0 -
1080D986-01	0.0 -	0.6 -
KXC3102	0.0 -	2.6 ----
KXC3105	1.1 ----	7.9 -----
KXC3134	0.0 -	3.6 -----
KXC3337	0.0 -	0.0 -
LZM173/33	0.5 ---	1.1 --
SY Broncos	1.9 -----	5.3 -----
LG 31207	0.5 ---	0.5 -
LG 31230	1.0 ----	4.5 -----
KWS Chiasso	0.0 -	0.5 -
KWS Milandro	0.0 -	1.0 --
-Bezugsgrösse(n)	0.6 ---	1.9 ---
Versuchs-Mittel	0.5 ---	2.3 ----
VK [%]	209.5	107.6
KGD (5%)	ns	4.1
KGD (1%)	ns	5.5
Versuchs-Streuung	1.1	2.5
FG Fehlerterm	56.0	56.0
Anz. Beob.	3.0	3.0

Pyrales plantes touchées [%] / mit Maiszünsler befallene Pflanzen [%]

Verfahren	Seriemittel	5643 Alikon AG	8046 Reckenholz ZH	8193 Eglisau ZH
KWS Papageno	2.3 -----	2.6 ----	4.3 -----	0.0 -
DKC 3218	0.5 --	0.5 --	1.1 --	0.0 -
LG 31217	0.8 ---	1.0 --	1.5 ---	0.0 -
Emeleen	0.7 ---	1.5 ---	0.5 -	0.0 -
KWS Glasgo	0.5 --	0.0 -	1.0 --	0.5 -----
Wesley	1.5 -----	2.3 -----	2.1 ----	0.0 -
ES Myrdal	0.2 -	0.5 --	0.0 -	0.0 -
KXC2049	2.0 -----	3.5 -----	2.4 -----	0.0 -
KWS Marcopolo	2.0 -----	5.4 -----	0.5 --	0.0 -
LZM173/74	1.9 -----	2.5 ----	2.1 ----	1.1 -----
EY3435	1.4 -----	1.0 --	3.3 -----	0.0 -
EX2976	0.2 -	0.0 -	0.5 --	0.0 -
SU Addition	1.9 -----	1.6 ----	3.7 -----	0.5 -----
Bakersfield	1.4 -----	0.5 --	3.7 -----	0.0 -
Fludexxa	2.7 -----	1.1 ---	5.9 -----	1.1 -----
Cheerful	0.7 ---	0.5 -	1.6 ---	0.0 -
SA0083	1.9 -----	2.4 -----	2.9 -----	0.5 -----
SB0973	0.9 ---	0.5 --	2.1 ----	0.0 -
1077D015-01	2.1 -----	2.5 -----	3.3 -----	0.6 -----
1080D986-01	1.4 -----	1.5 ---	2.2 ----	0.5 -----
KXC3102	1.3 -----	2.5 -----	1.5 ---	0.0 -
KXC3105	1.0 ----	0.0 -	3.1 -----	0.0 -
KXC3134	0.5 --	0.5 --	1.0 --	0.0 -
KXC3337	1.5 -----	1.0 ---	3.5 -----	0.0 -
LZM173/33	0.2 -	0.5 --	0.0 -	0.0 -
SY Broncos	0.8 ---	1.0 --	1.5 ---	0.0 -
LG 31207	0.5 --	0.0 -	1.5 ---	0.0 -
LG 31230	0.5 --	0.6 --	1.0 --	0.0 -
KWS Chiasso	2.1 -----	2.1 ----	3.7 -----	0.5 -----
KWS Milandro	1.5 -----	1.5 ---	3.0 -----	0.0 -
-Bezugsgrösse(n)	1.4 -----	1.3 ---	2.6 -----	0.2 ---
Versuchs-Mittel	1.2 -----	1.4 ---	2.2 ----	0.2 --
VK [%]	151.7	152.2	112.4	268.1
KGD (5%)	ns	ns	ns	ns
KGD (1%)	ns	ns	ns	ns
Versuchs-Streuung	1.9	2.1	2.4	0.5
FG Fehlerterm	170.0	56.0	58.0	56.0
Anz. Beob.	9.0	3.0	3.0	3.0

Varianz-Analyse

	S.Q.	FG	F-Wert		F(95%)	P0
Verfahren	131.6	29	1.30	ns	1.53	0.1542
Anbauorte	177.8	2	25.50	***	3.05	0.0000
WW Verf.*Anb.Orte	173.2	58	0.86	ns	1.40	0.7500
Fehler	592.9	170				
Insgesamt	1075.5	259				

Densité [plantes/m²] / Bestandesdichte [Pflanzen/m²]

Verfahren	Seriemittel	1260 Nyon	3065 Habstetten	5643 Alikon AG	8046 Reckenholz ZH
KWS Papageno	9.1 -----	8.5 ----	9.9 -----	9.2 ----	9.4 -----
DKC 3218	9.1 -----	9.0 -----	9.4 ----	9.3 ----	9.1 -----
LG 31217	9.5 -----	9.2 -----	9.5 ----	9.6 -----	9.8 -----
Emeleen	9.4 -----	9.2 -----	9.4 ----	9.2 ----	9.3 -----
KWS Glasgo	9.7 -----	9.1 -----	9.9 -----	10.1 -----	9.8 -----
Wesley	9.4 -----	9.2 -----	9.8 -----	9.2 ----	9.3 -----
ES Myrdal	9.1 -----	8.9 -----	8.7 -	9.5 -----	9.4 -----
KXC2049	9.8 -----	9.7 -----	9.8 ----	10.3 -----	9.8 -----
KWS Marcopolo	9.4 -----	8.4 ----	9.9 -----	9.3 ----	9.1 -----
LZM173/74	9.4 -----	9.4 -----	9.6 ----	9.6 -----	9.3 -----
EY3435	9.0 -----	8.1 ----	9.2 ----	9.5 ----	8.9 -----
EX2976	9.1 -----	7.6 --	9.9 -----	9.0 ---	9.2 -----
SU Addition	8.9 -----	8.5 -----	9.4 ----	9.4 ----	8.8 -----
Bakersfield	8.1 -	7.4 -	8.7 -	8.5 -	7.8 -
Fludexxa	8.6 ----	7.9 ---	8.9 --	9.1 ----	8.5 ----
Cheerful	9.3 -----	9.0 -----	9.7 -----	9.6 -----	9.2 -----
SA0083	9.6 -----	8.7 -----	10.1 -----	10.3 -----	9.8 -----
SB0973	9.5 -----	9.6 -----	9.5 ----	9.8 -----	9.6 -----
1077D015-01	9.0 -----	8.6 ----	9.7 ----	9.4 ----	8.9 -----
1080D986-01	9.0 -----	8.3 ----	8.7 -	9.8 -----	9.2 -----
KXC3102	9.6 -----	9.5 -----	10.0 -----	9.7 ----	9.4 -----
KXC3105	9.5 -----	9.0 -----	9.6 ----	10.0 -----	9.3 -----
KXC3134	9.4 -----	9.1 -----	9.7 ----	9.6 ----	9.4 -----
KXC3337	9.5 -----	9.0 -----	9.8 -----	9.7 ----	9.3 -----
LZM173/33	9.3 -----	9.0 -----	8.8 -	10.0 -----	9.6 -----
SY Broncos	9.6 -----	9.2 -----	9.5 ----	9.8 -----	9.5 -----
LG 31207	9.5 -----	8.2 ----	10.1 -----	10.6 -----	9.5 -----
LG 31230	9.5 -----	9.2 -----	10.5 -----	9.0 ---	9.1 -----
KWS Chiasso	9.3 -----	8.8 -----	10.3 -----	9.6 ----	9.1 -----
KWS Milandro	9.4 -----	8.7 ----	10.0 -----	9.3 ----	9.6 -----
-Bezugsgrösse(n)	9.4 -----	8.8 -----	9.9 -----	9.7 -----	9.6 -----
Versuchs-Mittel	9.3 -----	8.8 -----	9.6 -----	9.6 -----	9.3 -----
VK [%]	5.8	5.8	5.9	6.9	4.8
KGD (5%)	0.4	0.8	0.9	ns	0.7
KGD (1%)	0.5	1.1	ns	ns	1.0
Versuchs-Streuung	0.5	0.5	0.6	0.7	0.4
FG Fehlerterm	342.0	56.0	58.0	58.0	58.0
Anz. Beob.	18.0	3.0	3.0	3.0	3.0

Varianz-Analyse

	S.Q.	FG	F-Wert		F(95%)	P0
Verfahren	64.5	29	7.69 ***		1.50	0.0000
Anbauorte	42.1	5	29.14 ***		2.24	0.0000
WW Verf.*Anb.Orte	53.5	145	1.28 ns		1.25	
Fehler	98.9	342				
Insgesamt	259.0	521				

Densité [plantes/m²] / Bestandesdichte [Pflanzen/m²]

Verfahren	8193 Eglisau ZH	8566 Ellighausen TG
KWS Papageno	8.6 --	9.0 -----
DKC 3218	8.8 ---	9.0 -----
LG 31217	10.1 -----	8.8 -----
Emeleen	9.9 -----	9.2 -----
KWS Glasgo	9.9 -----	9.1 -----
Wesley	10.1 -----	9.0 -----
ES Myrdal	9.2 -----	9.0 -----
KXC2049	9.6 -----	9.4 -----
KWS Marcopolo	10.4 -----	9.4 -----
LZM173/74	9.3 -----	9.3 -----
EY3435	9.5 -----	8.8 -----
EX2976	9.4 -----	9.3 -----
SU Addition	9.0 ----	8.4 ----
Bakersfield	8.4 -	7.6 -
Fludexxa	8.8 ---	8.3 ----
Cheerful	9.1 ----	8.9 -----
SA0083	9.1 ----	9.9 -----
SB0973	9.4 -----	9.1 -----
1077D015-01	8.5 -	8.8 -----
1080D986-01	8.7 --	9.0 -----
KXC3102	9.8 -----	9.3 -----
KXC3105	9.6 -----	9.1 -----
KXC3134	9.1 ----	9.3 -----
KXC3337	9.8 -----	9.5 -----
LZM173/33	9.2 ----	9.1 -----
SY Broncos	9.9 -----	9.8 -----
LG 31207	9.8 -----	8.8 -----
LG 31230	9.7 -----	9.5 -----
KWS Chiasso	9.2 ----	9.0 -----
KWS Milandro	9.5 -----	9.6 -----
-Bezugsgrösse(n)	9.2 -----	9.1 -----
Versuchs-Mittel	9.4 -----	9.1 -----
VK [%]	5.9	5.0
KGD (5%)	0.9	0.7
KGD (1%)	1.2	1.0
Versuchs-Streuung	0.6	0.5
FG Fehlerterm	56.0	56.0
Anz. Beob.	3.0	3.0

Rendement brut [dt/ha] / Frischertrag [dt/ha]

Verfahren	Seriemittel		1260 Nyon		3065 Habstetten		5643 Alikon AG		8046 Reckenholz ZH	
KWS Papageno	595.3	-----	517.8	----	655.3	-----	544.6	----	587.0	-----
DKC 3218	610.5	-----	524.1	-----	718.9	-----	570.3	----	580.1	-----
LG 31217	609.3	-----	502.3	----	705.8	-----	610.6	-----	589.8	-----
Emeleen	580.9	----	534.6	----	647.0	-----	554.9	----	550.4	----
KWS Glasgo	640.6	-----	535.8	----	700.0	-----	672.2	-----	593.6	-----
Wesley	604.7	-----	526.2	-----	634.7	-----	583.4	-----	566.9	----
ES Myrdal	585.0	-----	494.6	----	594.3	-----	593.9	-----	585.3	-----
KXC2049	683.2	-----	604.3	-----	739.5	-----	664.6	-----	676.5	-----
KWS Marcopolo	549.6	----	442.5	-	545.0	----	563.6	----	538.9	----
LZM173/74	620.0	-----	539.6	-----	640.6	-----	625.3	-----	632.5	-----
EY3435	615.2	-----	504.5	----	720.4	-----	602.6	-----	569.7	----
EX2976	613.7	-----	476.2	---	704.3	-----	630.6	-----	603.8	-----
SU Addition	615.3	-----	573.8	-----	746.7	-----	566.5	----	562.0	----
Bakersfield	591.2	----	514.8	----	645.9	-----	593.7	-----	551.9	----
Fludexxa	621.7	-----	564.1	-----	708.1	-----	632.0	-----	609.3	-----
Cheerful	659.6	-----	596.5	-----	696.5	-----	644.4	-----	624.7	-----
SA0083	472.3	-	504.2	----	435.6	-	418.5	-	457.7	-
SB0973	636.5	-----	542.2	-----	674.1	-----	636.6	-----	627.3	-----
1077D015-01	618.4	-----	513.2	----	660.4	-----	642.1	-----	615.1	-----
1080D986-01	680.1	-----	557.7	-----	729.6	-----	728.9	-----	667.3	-----
KXC3102	612.5	-----	563.5	-----	597.2	----	569.2	----	603.4	-----
KXC3105	613.8	-----	527.4	----	633.3	-----	589.0	-----	603.4	-----
KXC3134	701.8	-----	597.3	-----	751.5	-----	688.4	-----	697.6	-----
KXC3337	658.7	-----	595.0	-----	724.6	-----	652.6	-----	592.5	----
LZM173/33	662.4	-----	523.6	----	724.6	-----	710.4	-----	669.6	-----
SY Broncos	606.7	-----	554.2	-----	582.2	----	572.2	-----	618.5	-----
LG 31207	576.8	----	461.1	--	631.3	-----	559.9	-----	595.4	-----
LG 31230	606.3	-----	571.8	-----	663.5	-----	544.9	----	618.3	-----
KWS Chiasso	627.2	-----	512.2	----	715.1	-----	636.4	-----	612.7	-----
KWS Milandro	612.9	-----	549.8	-----	613.1	-----	646.6	-----	591.9	-----
-Bezugsgrösse(n)	617.9	-----	526.8	-----	677.6	-----	608.4	-----	590.3	-----
Versuchs-Mittel	616.1	-----	534.2	-----	664.6	-----	608.3	-----	599.8	-----
VK [%]	6.8		9.8		6.6		6.7		5.3	
KGD (5%)	30.1		85.7		72.2		66.6		52.0	
KGD (1%)	39.6		ns		96.0		88.6		69.2	
Versuchs-Streuung	41.8		52.4		44.2		40.7		31.8	
FG Fehlerterm	279.0		56.0		58.0		54.0		56.0	
Anz. Beob.	15.0		3.0		3.0		3.0		3.0	

Varianz-Analyse

	S.Q.	FG	F-Wert	F(95%)	P0
Verfahren	799684.8	29	15.76 ***	1.51	0.0000
Anbauorte	1142173.2	4	163.24 ***	2.41	0.0000
WW Verf.*Anb.Orte	451855.0	116	2.23 ***	1.28	0.0003
Fehler	488024.7	279			
Insgesamt	2881737.7	428			

Rendement brut [dt/ha] / Frischertrag [dt/ha]

Verfahren	8566 Ellighausen TG	8193 Eglisau ZH *
KWS Papageno	671.8	618.9
DKC 3218	659.4	572.1
LG 31217	638.2	583.4
Emeleen	617.5	561.5
KWS Glasgo	701.3	602.9
Wesley	712.3	526.9
ES Myrdal	656.6	668.9
KXC2049	731.4	586.0
KWS Marcopolo	658.2	611.3
LZM173/74	661.9	629.6
EY3435	678.9	630.6
EX2976	653.4	544.0
SU Addition	627.4	614.5
Bakersfield	649.6	601.7
Fludexxa	594.8	621.1
Cheerful	735.8	582.3
SA0083	545.6	578.8
SB0973	702.3	592.9
1077D015-01	661.0	594.9
1080D986-01	716.9	606.7
KXC3102	729.3	635.0
KXC3105	716.0	629.3
KXC3134	774.1	571.2
KXC3337	729.0	600.3
LZM173/33	683.9	670.0
SY Broncos	706.5	581.5
LG 31207	636.1	633.6
LG 31230	632.9	585.5
KWS Chiasso	659.5	659.3
KWS Milandro	663.2	587.8
-Bezugsgrösse(n)	686.5	610.9
Versuchs-Mittel	673.5	602.7
VK [%]	5.5	10.9
KGD (5%)	60.6	
KGD (1%)	80.7	
Versuchs-Streuung	37.0	65.5
FG Fehlerterm	55.0	56.0
Anz. Beob.	3.0	3.0

* Ertragsdaten nicht für Auswertung berücksichtigt / Informations liées au rendement pas prises en compte pour les mises en valeur.

Rendement en matière sèche [dt/ha] / TS Ertrag [dt/ha]

Verfahren	Seriemittel	1260 Nyon	3065 Habstetten	5643 Alikon AG	8046 Reckenholz ZH
KWS Papageno	207.3	198.3	218.5	188.1	225.8
DKC 3218	208.9	188.3	229.1	208.4	215.8
LG 31217	205.4	190.6	208.8	206.9	226.5
Emeleen	203.0	205.5	196.5	202.8	217.5
KWS Glasgo	214.6	193.8	219.0	227.3	229.4
Wesley	209.6	196.6	214.4	198.1	224.8
ES Myrdal	204.7	184.8	212.1	198.8	220.9
KXC2049	214.6	216.9	194.7	214.1	236.5
KWS Marcopolo	203.3	182.8	199.9	198.0	228.9
LZM173/74	211.3	199.2	196.0	211.5	247.3
EY3435	208.1	185.1	217.6	211.5	217.8
EX2976	211.4	183.2	206.8	231.1	236.9
SU Addition	207.2	211.0	212.8	198.3	222.0
Bakersfield	196.0	191.0	191.7	197.8	201.6
Fludexxa	211.0	209.0	215.4	215.0	230.9
Cheerful	215.9	213.6	205.9	214.4	227.3
SA0083	183.3	190.6	160.3	180.0	203.0
SB0973	213.6	203.6	203.5	217.8	235.9
1077D015-01	211.7	191.0	202.2	228.7	234.0
1080D986-01	215.2	191.8	198.5	234.9	247.8
KXC3102	208.9	206.2	178.8	205.9	243.4
KXC3105	209.1	187.7	222.4	198.6	232.1
KXC3134	217.4	200.3	194.1	220.7	256.4
KXC3337	204.5	195.9	206.7	215.6	216.8
LZM173/33	221.1	195.8	221.7	243.0	250.5
SY Broncos	207.4	208.4	182.8	202.6	235.4
LG 31207	202.8	176.3	196.9	203.6	235.2
LG 31230	212.5	212.4	220.9	197.1	234.6
KWS Chiasso	205.1	183.3	206.3	215.3	222.5
KWS Milandro	205.8	194.0	188.1	225.2	227.7
-Bezugsgrösse(n)	211.0	196.1	218.7	207.7	227.6
Versuchs-Mittel	208.4	196.2	204.1	210.4	229.5
VK [%]	6.8	8.4	9.3	5.9	4.7
KGD (5%)	10.2	ns	31.0	20.4	17.8
KGD (1%)	13.5	ns	ns	27.2	23.7
Versuchs-Streuung	14.3	16.5	19.0	12.5	10.9
FG Fehlerterm	279.0	56.0	56.0	54.0	56.0
Anz. Beob.	15.0	3.0	3.0	3.0	3.0

Varianz-Analyse

	S.Q.	FG	F-Wert	F(95%)	P0
Verfahren	21456.3	29	3.64 ***	1.51	0.0001
Anbauorte	59691.8	4	73.47 ***	2.41	0.0000
WW Verf.*Anb.Orte	45732.3	116	1.94 ***	1.28	0.0006
Fehler	56668.3	279			
Insgesamt	183548.8	428			

Rendement en matière sèche [dt/ha] / TS Ertrag [dt/ha]

Verfahren	8566 Ellighausen TG	8193 Eglisau ZH *
KWS Papageno	205.9	215.8
DKC 3218	202.9	211.5
LG 31217	194.1	204.3
Emeleen	193.0	213.1
KWS Glasgo	203.6	234.3
Wesley	214.0	191.6
ES Myrdal	207.1	242.4
KXC2049	210.6	201.7
KWS Marcopolo	206.9	231.1
LZM173/74	202.6	233.3
EY3435	208.4	232.8
EX2976	198.9	189.1
SU Addition	191.7	233.3
Bakersfield	197.8	216.0
Fludexxa	184.5	234.5
Cheerful	218.4	202.9
SA0083	182.6	210.4
SB0973	207.0	219.3
1077D015-01	202.4	228.2
1080D986-01	202.9	222.4
KXC3102	210.2	249.6
KXC3105	204.6	234.6
KXC3134	215.8	208.9
KXC3337	187.2	215.1
LZM173/33	194.3	229.2
SY Broncos	208.0	221.0
LG 31207	201.9	230.4
LG 31230	197.4	219.0
KWS Chiasso	198.0	237.2
KWS Milandro	194.0	215.2
-Bezugsgrösse(n)	204.8	225.1
Versuchs-Mittel	201.6	220.9
VK [%]	5.2	11.9
KGD (5%)	17.2	
KGD (1%)	22.9	
Versuchs-Streuung	10.5	26.3
FG Fehlerterm	57.0	56.0
Anz. Beob.	3.0	3.0

* Ertragsdaten nicht für Auswertung berücksichtigt / *Informations liées au rendement pas prises en compte pour les mises en valeur.*

Précocité [% MS] / Frühreife [% TS]

Verfahren	Seriemittel	1260 Nyon	3065 Habstetten	5643 Alikon AG	8046 Reckenholz ZH
KWS Papageno	35.1	38.4	33.4	34.6	38.5
DKC 3218	34.9	36.2	31.9	36.6	37.2
LG 31217	34.3	38.0	29.7	33.9	38.4
Emeleen	35.7	38.5	30.4	36.6	39.5
KWS Glasgo	34.7	36.5	31.3	33.9	38.7
Wesley	35.3	37.5	33.7	34.1	39.7
ES Myrdal	35.5	37.9	35.7	33.8	37.7
KXC2049	32.1	36.0	26.4	32.2	35.0
KWS Marcopolo	37.5	41.5	36.6	35.1	42.6
LZM173/74	34.8	37.1	30.7	34.2	39.2
EY3435	34.7	37.0	30.2	35.1	38.2
EX2976	34.8	38.5	29.4	36.7	39.3
SU Addition	34.7	36.8	28.5	35.0	39.5
Bakersfield	33.9	37.2	29.7	33.3	36.5
Fludexxa	34.8	37.3	30.4	34.1	37.9
Cheerful	33.3	36.1	29.6	33.3	36.4
SA0083	38.7	37.9	36.9	43.2	44.4
SB0973	34.4	37.8	30.3	34.3	37.6
1077D015-01	35.1	37.2	30.6	35.8	38.0
1080D986-01	32.7	34.7	27.3	32.2	37.2
KXC3102	35.3	36.6	30.3	36.2	40.3
KXC3105	34.9	35.7	35.4	33.7	38.5
KXC3134	32.1	33.7	25.8	32.1	36.7
KXC3337	32.2	33.0	28.6	33.1	36.7
LZM173/33	33.7	37.5	30.6	34.3	37.4
SY Broncos	35.0	37.7	31.3	35.4	38.1
LG 31207	35.6	38.5	31.2	36.5	39.5
LG 31230	35.6	37.3	33.3	36.2	37.9
KWS Chiasso	33.5	35.9	28.9	33.8	36.3
KWS Milandro	34.3	35.5	31.0	34.9	38.5
-Bezugsgrösse(n)	34.9	37.4	32.4	34.2	38.6
Versuchs-Mittel	34.6	37.0	31.0	34.8	38.4
VK [%]	4.5	4.5	8.5	3.2	3.2
KGD (5%)	1.0	2.7	4.3	1.8	2.0
KGD (1%)	1.4	3.7	5.8	2.4	2.6
Versuchs-Streuung	1.6	1.7	2.6	1.1	1.2
FG Fehlerterm	336.0	56.0	56.0	56.0	56.0
Anz. Beob.	18.0	3.0	3.0	3.0	3.0

Varianz-Analyse

	S.Q.	FG	F-Wert	F(95%)	P0
Verfahren	1036.5	29	14.51 ***	1.50	0.0000
Anbauorte	5230.4	5	424.77 ***	2.24	0.0000
WW Verf. *Anb.Orte	842.9	145	2.36 ***	1.25	0.0002
Fehler	827.5	336			
Insgesamt	7937.3	515			

Précocité [% MS] / Frühreife [% TS]

Verfahren	8193 Eglisau ZH		8566 Ellighausen TG	
KWS Papageno	34.8	--	30.7	-----
DKC 3218	37.0	-----	30.8	-----
LG 31217	35.0	--	30.5	-----
Emeleen	37.9	-----	31.2	-----
KWS Glasgo	38.8	-----	29.1	-----
Wesley	36.4	-----	30.1	-----
ES Myrdal	36.2	-----	31.5	-----
KXC2049	34.4	-	28.8	-----
KWS Marcopolo	38.0	-----	31.4	-----
LZM173/74	36.8	-----	30.6	-----
EY3435	36.9	-----	30.7	-----
EX2976	34.8	--	30.5	-----
SU Addition	37.7	-----	30.5	-----
Bakersfield	35.9	----	30.6	-----
Fludexxa	37.9	-----	31.0	-----
Cheerful	34.9	--	29.7	-----
SA0083	36.3	-----	33.5	-----
SB0973	37.1	-----	29.5	-----
1077D015-01	38.4	-----	30.6	-----
1080D986-01	36.6	-----	28.3	-----
KXC3102	39.3	-----	28.8	-----
KXC3105	37.3	-----	28.9	-----
KXC3134	36.6	-----	27.9	----
KXC3337	35.9	----	25.7	-
LZM173/33	34.1	-	28.4	----
SY Broncos	38.0	-----	29.4	-----
LG 31207	36.4	-----	31.7	-----
LG 31230	37.4	-----	31.2	-----
KWS Chiasso	36.0	----	30.0	-----
KWS Milandro	36.5	-----	29.3	-----
-Bezugsgrösse(n)	36.8	-----	29.9	-----
Versuchs-Mittel	36.6	-----	30.0	-----
VK [%]	3.3		3.0	
KGD (5%)	2.0		1.4	
KGD (1%)	2.6		1.9	
Versuchs-Streuung	1.2		0.9	
FG Fehlerterm	56.0		56.0	
Anz. Beob.	3.0		3.0	

Rendement en MOD [dt/ha] / VOS Ertrag [dt/ha]

Verfahren	Seriemittel		1260 Nyon		3065 Habstetten		5643 Alikon AG		8046 Reckenholz ZH	
KWS Papageno	154.6	-----	143.1	-----	162.1	-----	138.4	---	174.7	-----
DKC 3218	150.4	-----	129.8	--	160.7	-----	152.6	-----	158.5	---
LG 31217	149.5	-----	134.8	----	141.2	-----	152.2	-----	169.7	-----
Emeleen	149.3	-----	145.3	-----	136.2	-----	149.7	-----	165.9	-----
KWS Glasgo	156.4	-----	132.5	---	152.3	-----	165.7	-----	175.0	-----
Wesley	150.0	-----	141.7	-----	151.5	-----	143.4	-----	163.4	-----
ES Myrdal	144.3	----	128.2	--	146.8	-----	132.8	-	169.3	-----
KXC2049	157.9	-----	155.4	-----	141.4	-----	157.6	-----	177.4	-----
KWS Marcopolo	141.2	---	124.2	-	133.2	-----	141.7	---	165.6	-----
LZM173/74	155.0	-----	142.3	-----	134.8	-----	153.4	-----	189.4	-----
EY3435	151.6	-----	132.5	---	150.9	-----	158.2	-----	164.8	-----
EX2976	157.6	-----	134.2	----	138.7	-----	172.0	-----	185.5	-----
SU Addition	152.7	-----	149.2	-----	149.4	-----	143.2	-----	168.9	-----
Bakersfield	144.6	-----	137.2	-----	130.9	-----	149.3	-----	161.1	-----
Fludexxa	155.4	-----	151.6	-----	143.6	-----	155.6	-----	170.7	-----
Cheerful	154.3	-----	155.0	-----	137.9	-----	158.7	-----	165.8	-----
SA0083	131.5	-	137.2	-----	111.3	-	128.6	-	148.7	-
SB0973	157.5	-----	147.3	-----	138.9	-----	162.8	-----	180.8	-----
1077D015-01	149.9	-----	134.0	----	134.4	-----	162.5	-----	168.7	-----
1080D986-01	152.8	-----	132.3	---	144.0	-----	161.5	-----	173.4	-----
KXC3102	149.2	-----	148.8	-----	118.3	--	148.0	-----	181.7	-----
KXC3105	151.1	-----	134.8	----	155.8	-----	144.1	-----	169.8	-----
KXC3134	156.2	-----	140.2	-----	134.0	-----	158.6	-----	192.1	-----
KXC3337	150.9	-----	137.4	-----	147.1	-----	156.9	-----	162.2	-----
LZM173/33	165.0	-----	140.3	-----	156.1	-----	178.9	-----	184.8	-----
SY Broncos	153.1	-----	147.9	-----	131.0	----	151.9	-----	181.5	-----
LG 31207	147.3	-----	125.3	-	131.7	-----	154.6	-----	177.6	-----
LG 31230	160.3	-----	152.0	-----	164.3	-----	147.3	-----	177.7	-----
KWS Chiasso	152.2	-----	132.3	---	145.4	-----	161.9	-----	169.4	-----
KWS Milandro	152.1	-----	136.8	-----	128.6	-----	167.1	-----	175.8	-----
-Bezugsgrösse(n)	155.5	-----	137.8	-----	157.2	-----	152.1	-----	174.9	-----
Versuchs-Mittel	151.8	-----	139.5	-----	141.7	-----	153.6	-----	172.3	-----
VK [%]	7.9		9.1		11.1		5.7		5.6	
KGD (5%)	9.6		ns		25.7		14.3		15.7	
KGD (1%)	12.7		ns		ns		19.1		20.9	
Versuchs-Streuung	12.0		12.7		15.7		8.8		9.6	
FG Fehlerterm	219.0		56.0		53.0		55.0		55.0	
Anz. Beob.	12.0		3.0		3.0		3.0		3.0	

Varianz-Analyse

	S.Q.	FG	F-Wert		F(95%)	P0
Verfahren	13379.3	29	3.22	***	1.52	0.0001
Anbauorte	61052.4	3	142.20	***	2.65	0.0000
WW Verf.*Anb.Orte	24880.4	87	2.00	***	1.33	0.0006
Fehler	31343.0	219				
Insgesamt	130655.0	338				

Rendement en amidon [dt/ha] / Stärke Ertrag [dt/ha]

Verfahren	Seriemittel	1260 Nyon	3065 Habstetten	5643 Alikon AG	8046 Reckenholz ZH
KWS Papageno	82.7 -----	74.1 -----	91.0 -----	68.6 -	97.1 -----
DKC 3218	74.1 ----	61.4 -	75.2 -----	78.1 ----	81.8 -
LG 31217	77.5 -----	68.9 ----	69.9 ----	77.7 ----	93.4 -----
Emeleen	77.9 -----	73.8 -----	65.8 ---	77.6 ----	94.3 -----
KWS Glasgo	82.0 -----	64.9 --	80.3 -----	84.1 -----	98.7 -----
Wesley	79.0 -----	75.8 -----	78.1 -----	74.8 ----	87.5 ---
ES Myrdal	75.0 ----	64.7 --	74.9 -----	67.4 -	93.1 -----
KXC2049	82.1 -----	84.3 -----	66.4 ----	83.3 -----	94.3 -----
KWS Marcopolo	73.5 ---	62.5 -	69.1 ----	71.5 --	90.8 ----
LZM173/74	81.1 -----	72.4 -----	70.7 ----	79.7 -----	101.7 -----
EY3435	74.7 ----	66.7 ---	68.5 ----	76.7 ----	86.7 ---
EX2976	81.1 -----	67.7 ---	65.9 ----	87.9 -----	103.1 -----
SU Addition	80.6 -----	77.5 -----	76.3 -----	73.7 ---	95.0 -----
Bakersfield	74.0 ----	68.0 ----	66.0 ----	77.7 ----	84.4 --
Fludexxa	77.2 -----	78.4 -----	66.0 ----	75.3 ----	89.2 ----
Cheerful	80.9 -----	80.7 -----	68.8 ----	84.2 -----	98.8 ----
SA0083	68.5 -	70.4 ----	55.5 -	66.9 -	81.0 -
SB0973	81.3 -----	74.9 -----	67.1 ----	84.8 -----	98.2 -----
1077D015-01	76.4 ----	69.7 ----	66.1 ----	82.1 -----	87.8 ----
1080D986-01	78.1 -----	65.8 ---	75.4 -----	79.3 -----	91.9 ----
KXC3102	77.1 ----	74.3 -----	58.6 -	75.7 ----	99.7 -----
KXC3105	79.2 -----	67.5 ---	81.0 -----	76.0 ----	92.4 ----
KXC3134	80.4 -----	72.2 ----	63.3 ---	82.5 -----	103.3 -----
KXC3337	82.7 -----	70.4 ----	80.2 -----	87.0 -----	93.3 ----
LZM173/33	83.6 -----	70.1 ----	78.5 -----	91.3 -----	94.5 ----
SY Broncos	80.8 -----	70.3 ----	69.1 ----	83.4 -----	100.2 -----
LG 31207	77.1 ----	62.3 -	68.3 ----	82.5 -----	95.5 ----
LG 31230	86.2 -----	78.6 -----	90.7 -----	79.7 ----	95.9 ----
KWS Chiasso	78.8 ----	66.5 ---	73.3 ----	83.6 -----	92.0 ----
KWS Milandro	77.7 ----	64.1 --	64.9 ---	84.4 -----	97.6 -----
-Bezugsgrösse(n)	82.4 -----	69.5 ----	85.7 -----	76.4 ----	97.9 -----
Versuchs-Mittel	78.7 -----	70.6 ----	71.5 ----	79.3 -----	93.5 -----
VK [%]	10.9	12.9	15.5	7.5	7.9
KGD (5%)	6.9	ns	ns	9.7	12.2
KGD (1%)	9.1	ns	ns	12.9	ns
Versuchs-Streuung	8.6	9.1	11.1	5.9	7.4
FG Fehlerterm	219.0	56.0	53.0	55.0	55.0
Anz. Beob.	12.0	3.0	3.0	3.0	3.0

Varianz-Analyse

	S.Q.	FG	F-Wert	F(95%)	P0
Verfahren	4683.7	29	2.20 ***	1.52	0.0010
Anbauorte	30210.9	3	136.99 ***	2.65	0.0000
WW Verf.*Anb.Orte	10000.3	87	1.56 ns	1.33	
Fehler	16098.9	219			
Insgesamt	60993.8	338			

Digestibilität (NIRS) [g./kg MS] / Gehalt verdauliche organische Substanz (NIRS) [g./kg TS]

Verfahren	Seriemittel	1260 Nyon	3065 Habstetten	5643 Alikon AG	8046 Reckenholz ZH
KWS Papageno	749.9	720.9	741.9	736.6	772.7
DKC 3218	720.1	690.1	701.5	732.4	733.7
LG 31217	725.5	707.7	667.3	737.7	748.5
Emeleen	731.7	706.9	692.9	739.7	763.1
KWS Glasgo	724.8	681.2	696.4	730.2	762.5
Wesley	728.7	721.3	704.9	723.0	726.6
ES Myrdal	724.1	691.8	691.5	732.3	765.9
KXC2049	723.7	717.1	661.7	735.7	750.3
KWS Marcopolo	705.8	674.5	666.5	714.9	723.5
LZM173/74	736.4	713.2	687.4	747.5	765.8
EY3435	733.9	716.5	694.3	748.1	756.2
EX2976	736.0	732.3	670.0	745.1	783.2
SU Addition	721.8	706.1	700.3	723.7	760.7
Bakersfield	734.2	714.4	683.2	755.1	761.8
Fludexxa	717.1	725.8	666.7	724.0	739.0
Cheerful	723.0	726.5	669.5	739.9	729.1
SA0083	723.3	718.8	693.8	715.1	733.6
SB0973	735.4	723.7	680.8	747.8	766.1
1077D015-01	710.0	700.7	662.7	710.1	719.7
1080D986-01	697.4	690.0	688.1	687.1	700.0
KXC3102	718.6	721.8	661.1	718.9	746.2
KXC3105	725.9	717.4	700.3	725.6	731.4
KXC3134	714.9	700.0	673.5	719.3	749.3
KXC3337	725.6	700.7	711.6	728.1	747.9
LZM173/33	730.9	716.0	702.7	731.9	736.7
SY Broncos	743.0	708.8	718.4	749.6	770.8
LG 31207	729.8	710.6	668.8	760.7	755.3
LG 31230	744.0	715.1	743.3	747.1	756.8
KWS Chiasso	741.7	721.3	704.8	752.1	761.7
KWS Milandro	732.7	707.6	683.0	742.2	771.6
-Bezugsgrösse(n)	737.4	701.1	719.2	733.4	767.6
Versuchs-Mittel	727.0	710.0	689.6	733.4	749.7
VK [%]	2.8	3.0	4.1	2.0	2.3
KGD (5%)	14.6	ns	46.1	24.1	28.7
KGD (1%)	19.2	ns	ns	32.1	38.2
Versuchs-Streuung	20.3	21.4	28.1	14.7	17.5
FG Fehlerterm	275.0	56.0	53.0	55.0	55.0
Anz. Beob.	15.0	3.0	3.0	3.0	3.0

Varianz-Analyse

	S.Q.	FG	F-Wert	F(95%)	P0
Verfahren	56554.1	29	4.74 ***	1.51	0.0000
Anbauorte	259574.4	4	157.68 ***	2.41	0.0000
WW Verf.*Anb.Orte	70613.0	116	1.48 ns	1.28	
Fehler	113174.8	275			
Insgesamt	499916.3	424			

Digestibilität (NIRS) [g./kg MS] / Gehalt verdauliche organische Substanz (NIRS) [g./kg TS]

Verfahren	8193	
	Eglisau ZH	
KWS Papageno	777.4	-----
DKC 3218	743.0	-----
LG 31217	766.2	-----
Emeleen	756.0	-----
KWS Glasgo	753.9	-----
Wesley	767.8	-----
ES Myrdal	739.0	-----
KXC2049	753.7	-----
KWS Marcopolo	749.4	-----
LZM173/74	768.3	-----
EY3435	754.3	-----
EX2976	749.4	-----
SU Addition	718.0	-
Bakersfield	756.7	-----
Fludexxa	730.1	---
Cheerful	750.2	-----
SA0083	755.4	-----
SB0973	758.5	-----
1077D015-01	756.7	-----
1080D986-01	722.0	-
KXC3102	745.2	-----
KXC3105	754.5	-----
KXC3134	732.2	---
KXC3337	739.5	----
LZM173/33	767.1	-----
SY Broncos	767.3	-----
LG 31207	753.7	-----
LG 31230	757.7	-----
KWS Chiasso	768.5	-----
KWS Milandro	759.0	-----
-Bezugsgrösse(n)	765.7	-----
Versuchs-Mittel	752.4	-----
VK [%]	2.3	
KGD (5%)	28.4	
KGD (1%)	ns	
Versuchs-Streuung	17.3	
FG Fehlerterm	56.0	
Anz. Beob.	3.0	

Teneur en amidon (NIRS) [g./kg MS] / Stärkegehalt (NIRS) [g./kg TS]

Verfahren	Seriemittel		1260 Nyon		3065 Habstetten		5643 Alikon AG		8046 Reckenholz ZH	
KWS Papageno	407.3	-----	373.6	-----	416.5	-----	366.2	-----	429.3	-----
DKC 3218	356.1	-	326.6	-	328.3	---	374.6	-----	378.8	--
LG 31217	378.3	-----	361.9	-----	321.6	--	379.2	-----	411.3	-----
Emeleen	386.6	-----	359.1	-----	334.2	---	384.3	-----	434.0	-----
KWS Glasgo	385.7	-----	330.3	-	367.2	-----	370.8	-----	430.0	-----
Wesley	390.5	-----	385.8	-----	361.8	-----	376.8	-----	388.7	---
ES Myrdal	378.9	-----	346.4	---	352.4	-----	372.9	-----	420.7	-----
KXC2049	383.3	-----	388.1	-----	311.7	-	388.5	-----	399.6	-----
KWS Marcopolo	373.1	---	335.7	--	344.8	---	360.4	---	396.8	---
LZM173/74	387.2	-----	361.3	-----	360.2	-----	388.6	-----	410.9	-----
EY3435	365.9	---	360.9	-----	316.2	-	363.4	---	397.5	-----
EX2976	381.3	-----	369.3	-----	318.0	--	381.7	-----	435.7	-----
SU Addition	383.1	-----	365.6	-----	356.3	-----	373.3	-----	427.8	-----
Bakersfield	381.0	-----	350.3	---	344.5	---	393.2	-----	398.4	-----
Fludexxa	361.8	--	375.7	-----	306.5	-	351.3	---	387.4	---
Cheerful	381.7	-----	379.1	-----	334.3	---	392.8	-----	395.2	---
SA0083	380.0	-----	367.4	-----	346.6	---	372.5	-----	401.4	-----
SB0973	386.2	-----	367.9	-----	329.1	---	389.4	-----	416.4	-----
1077D015-01	370.7	---	358.4	-----	324.9	--	358.8	---	374.0	-
1080D986-01	363.6	--	339.7	---	360.1	-----	337.0	-	371.1	-
KXC3102	377.5	-----	360.6	-----	327.2	--	367.8	-----	409.2	-----
KXC3105	388.6	-----	358.2	-----	364.7	-----	382.5	-----	397.7	-----
KXC3134	371.9	---	360.8	-----	318.3	--	374.3	-----	403.6	-----
KXC3337	400.6	-----	358.5	-----	388.0	-----	404.0	-----	430.3	-----
LZM173/33	375.2	---	357.5	-----	352.6	-----	373.7	-----	376.7	-
SY Broncos	394.0	-----	335.4	--	380.1	-----	411.6	-----	425.3	-----
LG 31207	382.0	-----	353.2	-----	346.8	---	406.4	-----	406.7	-----
LG 31230	402.7	-----	368.2	-----	410.1	-----	403.2	-----	407.8	-----
KWS Chiasso	392.3	-----	362.1	-----	355.7	-----	388.1	-----	413.6	-----
KWS Milandro	383.5	-----	333.8	--	344.1	---	375.3	-----	428.3	-----
-Bezugsgrösse(n)	396.5	-----	352.0	-----	391.8	-----	368.5	-----	429.7	-----
Versuchs-Mittel	381.7	-----	358.4	-----	347.4	---	378.8	-----	406.8	-----
VK [%]	7.2		8.1		10.1		5.6		6.4	
KGD (5%)	19.9		ns		57.8		34.9		ns	
KGD (1%)	26.2		ns		ns		ns		ns	
Versuchs-Streuung	27.7		29.1		35.3		21.3		26.1	
FG Fehlerterm	277.0		56.0		53.0		55.0		57.0	
Anz. Beob.	15.0		3.0		3.0		3.0		3.0	

Varianz-Analyse

	S.Q.	FG	F-Wert		F(95%)	P0
Verfahren	59107.8	29	2.66	***	1.51	0.0004
Anbauorte	324861.3	4	106.15	***	2.41	0.0000
WW Verf.*Anb.Orte	108482.6	116	1.22	ns	1.28	
Fehler	211925.2	277				
Insgesamt	704376.9	426				

Teneur en amidon (NIRS) [g./kg MS] / Stärkegehalt (NIRS) [g./kg TS]

Verfahren	8193	
	Eglisau ZH	
KWS Papageno	450.9	-----
DKC 3218	372.3	-
LG 31217	417.4	-----
Emeleen	421.5	-----
KWS Glasgo	429.9	-----
Wesley	439.4	-----
ES Myrdal	402.1	----
KXC2049	428.6	-----
KWS Marcopolo	427.7	-----
LZM173/74	415.0	-----
EY3435	391.3	---
EX2976	401.9	----
SU Addition	392.5	---
Bakersfield	418.9	-----
Fludexxa	388.2	---
Cheerful	407.3	-----
SA0083	411.9	-----
SB0973	428.2	-----
1077D015-01	437.4	-----
1080D986-01	410.1	-----
KXC3102	422.9	-----
KXC3105	440.0	-----
KXC3134	402.7	----
KXC3337	422.0	-----
LZM173/33	415.5	-----
SY Broncos	417.4	-----
LG 31207	396.9	-----
LG 31230	424.2	-----
KWS Chiasso	442.2	-----
KWS Milandro	436.2	-----
-Bezugsgrösse(n)	440.4	-----
Versuchs-Mittel	417.1	-----
VK [%]	6.0	
KGD (5%)	ns	
KGD (1%)	ns	
Versuchs-Streuung	24.9	
FG Fehlerterm	56.0	
Anz. Beob.	3.0	

Teneur en cellulose brute (NIRS) [g./kg MS] / Rohfasergehalt (NIRS) [g./kg TS]

Verfahren	Seriemittel	1260 Nyon	3065 Habstetten	5643 Alikon AG	8046 Reckenholz ZH
KWS Papageno	172.9 -	178.6 --	170.4 -	185.3 ----	162.7 --
DKC 3218	192.4 -----	196.8 -----	197.6 -----	188.0 -----	187.7 -----
LG 31217	193.8 -----	196.0 -----	223.6 -----	188.4 -----	181.3 -----
Emeleen	189.4 -----	193.9 -----	210.6 -----	187.0 -----	171.4 ----
KWS Glasgo	185.3 -----	201.3 -----	193.2 -----	186.3 -----	167.0 ---
Wesley	188.5 -----	180.1 --	198.0 -----	194.4 -----	195.1 -----
ES Myrdal	189.4 -----	194.8 -----	201.9 -----	189.1 -----	171.7 ----
KXC2049	187.3 -----	176.1 -	219.1 -----	185.7 ----	177.8 -----
KWS Marcopolo	200.3 -----	209.6 -----	216.6 -----	199.7 -----	194.0 -----
LZM173/74	187.6 -----	187.9 -----	211.6 -----	184.8 ----	173.5 -----
EY3435	185.1 -----	180.3 --	204.0 -----	183.2 ---	175.1 -----
EX2976	182.6 ----	174.1 -	214.3 -----	183.1 ---	155.8 -
SU Addition	186.5 -----	178.9 --	195.3 -----	192.7 -----	166.5 ---
Bakersfield	184.4 -----	188.0 -----	204.4 -----	177.3 --	172.6 -----
Fludexxa	194.0 -----	178.3 --	217.9 -----	194.4 -----	183.5 -----
Cheerful	188.8 -----	176.4 -	214.5 -----	181.8 ---	188.9 -----
SA0083	196.9 -----	188.8 -----	210.6 -----	204.8 -----	195.5 -----
SB0973	185.6 -----	182.3 ---	210.2 -----	185.8 ----	168.4 ----
1077D015-01	194.5 -----	189.5 -----	217.1 -----	200.8 -----	191.9 -----
1080D986-01	196.0 -----	191.0 -----	196.0 -----	206.8 -----	197.5 -----
KXC3102	192.1 -----	182.1 ---	222.4 -----	196.8 -----	177.2 -----
KXC3105	187.2 -----	181.2 ---	200.1 -----	191.4 -----	186.9 -----
KXC3134	192.5 -----	193.2 -----	211.6 -----	193.0 -----	174.8 -----
KXC3337	184.6 -----	190.3 -----	182.5 ---	188.1 -----	176.6 -----
LZM173/33	192.6 -----	195.6 -----	201.1 -----	194.9 -----	192.4 -----
SY Broncos	184.9 -----	198.8 -----	191.2 -----	183.2 ---	170.9 ----
LG 31207	190.7 -----	192.7 -----	219.5 -----	178.9 --	177.0 -----
LG 31230	180.0 ---	189.7 -----	173.6 -	182.9 ---	174.9 -----
KWS Chiasso	174.3 -	178.3 --	186.6 ----	173.8 -	168.4 ----
KWS Milandro	184.3 -----	196.3 -----	205.0 -----	182.3 ---	166.5 ---
-Bezugsgrösse(n)	179.1 ---	190.0 -----	181.8 ---	185.8 -----	164.9 ---
Versuchs-Mittel	188.1 -----	188.0 -----	204.0 -----	188.8 -----	178.1 -----
VK [%]	6.8	6.9	8.6	4.8	6.5
KGD (5%)	9.2	ns	28.8	14.9	18.8
KGD (1%)	12.1	ns	ns	19.9	25.1
Versuchs-Streuung	12.8	12.9	17.6	9.1	11.5
FG Fehlerterm	275.0	56.0	53.0	55.0	55.0
Anz. Beob.	15.0	3.0	3.0	3.0	3.0

Varianz-Analyse

	S.Q.	FG	F-Wert		F(95%)	P0
Verfahren	16156.0	29	3.40 ***		1.51	0.0001
Anbauorte	35461.0	4	54.11 ***		2.41	0.0000
WW Verf.*Anb.Orte	27856.2	116	1.47 ns		1.28	
Fehler	45057.2	275				
Insgesamt	124530.3	424				

Teneur en cellulose brute (NIRS) [g./kg MS] / Rohfasergehalt (NIRS) [g./kg TS]

Verfahren	8193	
	Eglisau ZH	
KWS Papageno	167.7	--
DKC 3218	192.0	-----
LG 31217	179.5	----
Emeleen	184.0	----
KWS Glasgo	178.5	----
Wesley	174.9	----
ES Myrdal	189.7	-----
KXC2049	177.5	----
KWS Marcopolo	181.8	-----
LZM173/74	179.9	----
EY3435	182.7	-----
EX2976	185.9	-----
SU Addition	198.9	-----
Bakersfield	179.8	----
Fludexxa	195.9	-----
Cheerful	182.6	----
SA0083	184.7	-----
SB0973	181.5	-----
1077D015-01	173.1	---
1080D986-01	189.0	-----
KXC3102	182.2	-----
KXC3105	176.4	----
KXC3134	189.7	-----
KXC3337	185.4	-----
LZM173/33	179.0	----
SY Broncos	180.2	----
LG 31207	185.3	-----
LG 31230	178.8	----
KWS Chiasso	164.4	-
KWS Milandro	171.7	---
-Bezugsgrösse(n)	173.1	---
Versuchs-Mittel	181.7	-----
VK [%]	6.4	
KGD (5%)	ns	
KGD (1%)	ns	
Versuchs-Streuung	11.6	
FG Fehlerterm	56.0	
Anz. Beob.	3.0	

NDF (NIRS) [g./kg MS] / Zellwandanteil (NIRS) [g./kg TS]

Verfahren	Seriemittel	1260 Nyon	3065 Habstetten	5643 Alikon AG	8046 Reckenholz ZH
KWS Papageno	382.9 -	404.1 -	393.6 -	394.3 ----	355.7 -
DKC 3218	430.9 -----	455.8 -----	446.3 -----	411.0 -----	414.0 -----
LG 31217	416.4 -----	436.7 -----	465.1 -----	401.8 -----	389.7 ----
Emeleen	406.4 ----	427.9 ---	448.0 -----	396.1 ---	372.3 ---
KWS Glasgo	412.4 ----	466.4 -----	433.3 ----	401.0 ----	368.0 --
Wesley	416.7 -----	417.5 ---	435.9 -----	417.6 -----	425.8 -----
ES Myrdal	414.1 -----	441.0 -----	449.2 -----	406.2 -----	368.4 ---
KXC2049	409.8 -----	413.2 --	463.1 -----	394.3 ----	383.1 ----
KWS Marcopolo	436.0 -----	469.8 -----	468.9 -----	425.7 -----	417.6 -----
LZM173/74	405.8 ----	424.4 ----	451.8 -----	392.8 ----	373.5 ---
EY3435	416.6 -----	429.2 -----	453.8 -----	399.1 -----	391.4 -----
EX2976	410.6 -----	417.0 ---	472.9 -----	397.0 ----	354.0 -
SU Addition	416.4 -----	427.8 ---	432.4 ----	412.3 -----	370.5 ---
Bakersfield	398.6 ----	414.7 ---	445.9 -----	369.1 -	373.7 ---
Fludexxa	426.5 -----	409.1 --	482.7 -----	409.6 -----	402.0 -----
Cheerful	416.6 -----	401.9 -	474.3 -----	392.5 ----	409.8 -----
SA0083	427.4 -----	425.1 ----	455.7 -----	432.0 -----	419.4 -----
SB0973	394.8 ---	402.1 -	450.2 -----	378.1 --	355.0 -
1077D015-01	427.7 -----	432.5 -----	467.6 -----	426.8 -----	420.7 -----
1080D986-01	433.0 -----	433.7 -----	437.5 -----	442.7 -----	428.0 -----
KXC3102	414.0 -----	401.2 -	463.5 -----	413.4 -----	393.9 -----
KXC3105	406.5 ----	407.6 --	426.7 ----	404.3 ----	404.6 -----
KXC3134	419.1 -----	433.9 -----	448.1 -----	410.3 -----	386.9 ----
KXC3337	408.2 ----	429.9 -----	417.3 ---	409.2 -----	381.7 ---
LZM173/33	422.0 -----	431.5 -----	449.9 -----	421.0 -----	414.1 -----
SY Broncos	405.6 ----	435.1 -----	422.7 ----	402.9 -----	372.0 ---
LG 31207	413.8 -----	430.6 -----	467.3 -----	382.8 --	384.6 ----
LG 31230	397.3 ---	424.3 ----	387.2 -	394.6 ----	389.7 ----
KWS Chiasso	391.1 --	409.8 --	425.2 ----	379.1 --	375.0 ---
KWS Milandro	409.3 -----	440.7 -----	462.3 -----	395.3 ----	366.3 --
-Bezugsgrösse(n)	397.7 ---	435.2 -----	413.5 ---	397.7 ----	361.9 --
Versuchs-Mittel	412.9 -----	426.5 ----	446.6 -----	403.8 ----	388.7 ----
VK [%]	5.6	5.9	6.2	4.4	5.6
KGD (5%)	16.6	ns	45.6	29.3	35.8
KGD (1%)	21.9	ns	ns	39.0	47.6
Versuchs-Streuung	23.1	25.4	27.9	17.9	21.9
FG Fehlerterm	275.0	56.0	53.0	55.0	55.0
Anz. Beob.	15.0	3.0	3.0	3.0	3.0

Varianz-Analyse

	S.Q.	FG	F-Wert	F(95%)	P0
Verfahren	66772.7	29	4.31 ***	1.51	0.0000
Anbauorte	196716.4	4	92.09 ***	2.41	0.0000
WW Verf.*Anb.Orte	94394.1	116	1.52 ns	1.28	
Fehler	146866.3	275			
Insgesamt	504749.6	424			

NDF (NIRS) [g./kg MS] / Zellwandanteil (NIRS) [g./kg TS]

Verfahren	8193	
	Eglisau ZH	
KWS Papageno	366.9	-
DKC 3218	427.5	-----
LG 31217	389.0	----
Emeleen	387.9	----
KWS Glasgo	393.4	----
Wesley	386.5	---
ES Myrdal	405.9	-----
KXC2049	395.2	-----
KWS Marcopolo	397.9	-----
LZM173/74	386.3	---
EY3435	409.7	-----
EX2976	412.3	-----
SU Addition	438.7	-----
Bakersfield	389.6	----
Fludexxa	429.3	-----
Cheerful	404.4	-----
SA0083	404.7	-----
SB0973	388.5	----
1077D015-01	390.8	----
1080D986-01	423.0	-----
KXC3102	398.2	-----
KXC3105	389.2	----
KXC3134	416.2	-----
KXC3337	403.0	-----
LZM173/33	393.5	----
SY Broncos	395.5	-----
LG 31207	403.5	-----
LG 31230	390.7	----
KWS Chiasso	366.3	-
KWS Milandro	382.1	---
-Bezugsgrösse(n)	380.1	---
Versuchs-Mittel	398.9	-----
VK [%]	5.4	
KGD (5%)	35.1	
KGD (1%)	ns	
Versuchs-Streuung	21.5	
FG Fehlerterm	56.0	
Anz. Beob.	3.0	

ADF (NIRS) [g./kg MS] / ADF (NIRS) [g./kg TS]

Verfahren	Seriemittel	1260 Nyon	3065 Habstetten	5643 Alikon AG	8046 Reckenholz ZH
KWS Papageno	201.3 -	212.2 -	202.3 -	210.1 --	185.3 -
DKC 3218	231.6 -----	238.0 -----	245.2 -----	220.5 ----	222.7 -----
LG 31217	227.7 -----	233.6 -----	267.0 -----	217.2 ----	209.2 -----
Emeleen	221.1 -----	227.4 ----	251.0 -----	214.5 ---	198.0 ----
KWS Glasgo	218.9 -----	239.6 -----	235.7 ----	215.5 ----	192.8 --
Wesley	220.8 -----	213.1 -	234.8 ----	221.9 ----	228.2 -----
ES Myrdal	222.6 -----	229.5 ----	244.5 -----	218.3 ----	196.5 ---
KXC2049	221.9 -----	212.6 -	264.7 -----	214.4 ---	206.8 ----
KWS Marcopolo	234.5 -----	248.6 -----	257.8 -----	228.2 -----	224.7 -----
LZM173/74	217.0 ----	219.4 ---	248.9 -----	208.6 --	200.2 ----
EY3435	221.9 -----	219.2 ---	249.9 -----	212.4 ---	208.6 -----
EX2976	218.8 -----	211.8 -	265.6 -----	211.4 ---	184.1 -
SU Addition	223.4 -----	218.7 --	238.6 ----	222.4 ----	195.3 ---
Bakersfield	217.6 ----	223.1 ----	251.1 -----	201.9 -	199.3 ----
Fludexxa	235.1 -----	218.2 --	272.6 -----	230.9 -----	218.9 -----
Cheerful	226.1 -----	213.8 -	266.6 -----	210.2 --	222.8 -----
SA0083	229.7 -----	226.7 ----	249.1 -----	231.5 -----	224.5 -----
SB0973	218.9 -----	218.8 ---	257.8 -----	211.9 ---	193.4 ---
1077D015-01	233.3 -----	231.8 -----	266.8 -----	236.2 -----	226.2 -----
1080D986-01	235.1 -----	229.9 -----	244.5 -----	246.4 -----	231.6 -----
KXC3102	224.7 -----	216.4 --	262.5 -----	226.7 -----	206.9 ----
KXC3105	219.7 -----	218.4 --	236.5 ----	221.9 ----	217.4 -----
KXC3134	228.7 -----	231.0 ----	256.5 -----	224.8 -----	206.1 ----
KXC3337	215.1 ----	225.9 ----	216.2 ---	215.3 ---	201.9 ----
LZM173/33	228.8 -----	234.9 -----	244.4 -----	228.3 -----	225.9 -----
SY Broncos	216.1 ----	237.4 -----	226.2 ----	210.2 --	197.2 ---
LG 31207	225.6 -----	232.8 -----	262.9 -----	207.2 --	207.0 ----
LG 31230	212.8 ----	227.1 ----	206.7 -	213.0 ---	208.4 -----
KWS Chiasso	209.7 ---	216.7 --	231.7 ----	204.7 -	200.9 ----
KWS Milandro	218.0 -----	232.7 -----	249.4 -----	213.6 ---	192.4 --
-Bezugsgrösse(n)	210.1 ---	225.9 ----	219.0 ---	212.8 ---	189.0 --
Versuchs-Mittel	222.5 -----	225.3 ----	246.9 -----	218.3 ----	207.8 -----
VK [%]	7.1	6.9	8.7	5.0	6.9
KGD (5%)	11.3	ns	35.3	18.0	23.5
KGD (1%)	14.9	ns	ns	24.0	31.2
Versuchs-Streuung	15.7	15.5	21.5	11.0	14.3
FG Fehlerterm	275.0	56.0	53.0	55.0	55.0
Anz. Beob.	15.0	3.0	3.0	3.0	3.0

Varianz-Analyse

	S.Q.	FG	F-Wert		F(95%)	P0
Verfahren	26642.7	29	3.71	***	1.51	0.0001
Anbauorte	81300.2	4	82.06	***	2.41	0.0000
WW Verf.*Anb.Orte	42707.5	116	1.49	ns	1.28	
Fehler	68113.4	275				
Insgesamt	218763.8	424				

ADF (NIRS) [g./kg MS] / ADF (NIRS) [g./kg TS]

Verfahren	8193	
	Eglisau ZH	
KWS Papageno	196.3	-
DKC 3218	231.6	-----
LG 31217	211.5	----
Emeleen	214.4	----
KWS Glasgo	210.6	----
Wesley	205.9	---
ES Myrdal	224.2	-----
KXC2049	211.1	----
KWS Marcopolo	213.0	-----
LZM173/74	208.2	----
EY3435	219.5	-----
EX2976	221.4	-----
SU Addition	241.9	-----
Bakersfield	212.4	----
Fludexxa	234.7	-----
Cheerful	217.0	----
SA0083	216.6	-----
SB0973	212.5	----
1077D015-01	205.5	---
1080D986-01	223.1	-----
KXC3102	211.0	----
KXC3105	204.4	---
KXC3134	225.3	-----
KXC3337	216.4	-----
LZM173/33	210.5	----
SY Broncos	209.5	----
LG 31207	218.3	-----
LG 31230	209.0	----
KWS Chiasso	194.4	-
KWS Milandro	201.7	--
-Bezugsgrösse(n)	203.5	---
Versuchs-Mittel	214.4	-----
VK [%]	6.9	
KGD (5%)	ns	
KGD (1%)	ns	
Versuchs-Streuung	14.7	
FG Fehlerterm	56.0	
Anz. Beob.	3.0	

ADL (NIRS) [g./kg MS] / ADL (NIRS) [g./kg TS]

Verfahren	Seriemittel	1260 Nyon	3065 Habstetten	5643 Alikon AG	8046 Reckenholz ZH
KWS Papageno	19.0 -	22.3 -----	19.9 -	19.5 --	17.1 -
DKC 3218	21.3 -----	23.1 -----	23.8 -----	20.3 ---	20.7 -----
LG 31217	21.4 -----	22.2 -----	27.5 -----	20.4 ---	19.8 -----
Emeleen	21.6 -----	23.2 -----	25.2 -----	20.9 ---	19.8 -----
KWS Glasgo	21.3 -----	24.9 -----	23.7 -----	20.8 -----	19.0 -----
Wesley	20.4 ---	21.1 ---	21.9 ---	20.3 ---	21.6 -----
ES Myrdal	20.5 -----	23.0 -----	22.9 -----	19.3 --	18.6 ---
KXC2049	21.7 -----	23.1 -----	28.1 -----	20.2 ---	19.8 -----
KWS Marcopolo	22.3 -----	23.2 -----	25.7 -----	21.4 -----	22.5 -----
LZM173/74	20.6 -----	21.3 ---	26.6 -----	19.6 --	18.4 ---
EY3435	19.9 --	21.0 --	23.1 -----	18.8 -	18.9 -----
EX2976	19.8 --	20.0 -	25.8 -----	18.8 -	16.7 -
SU Addition	22.5 -----	24.1 -----	25.0 -----	22.0 -----	19.6 -----
Bakersfield	21.4 -----	23.1 -----	26.3 -----	20.0 ---	19.5 -----
Fludexxa	22.7 -----	22.5 -----	27.2 -----	22.6 -----	21.3 -----
Cheerful	21.8 -----	22.5 -----	27.1 -----	20.0 ---	20.9 -----
SA0083	21.7 -----	22.7 -----	23.7 -----	22.3 -----	22.0 -----
SB0973	23.0 -----	24.8 -----	28.4 -----	22.5 -----	20.3 -----
1077D015-01	23.1 -----	23.9 -----	28.2 -----	23.0 -----	21.8 -----
1080D986-01	24.1 -----	25.3 -----	26.0 -----	24.9 -----	23.9 -----
KXC3102	21.8 -----	22.0 -----	26.7 -----	21.4 -----	19.7 -----
KXC3105	21.5 -----	23.1 -----	23.7 -----	21.7 -----	21.1 -----
KXC3134	22.7 -----	24.1 -----	26.7 -----	22.3 -----	20.4 -----
KXC3337	22.3 -----	25.5 -----	22.6 -----	22.0 -----	21.7 -----
LZM173/33	20.7 -----	22.4 -----	23.2 -----	20.5 -----	20.9 -----
SY Broncos	20.3 ---	23.5 -----	21.6 ---	21.3 -----	18.8 ---
LG 31207	21.8 -----	23.4 -----	27.9 -----	19.8 --	20.1 -----
LG 31230	20.2 ---	23.1 -----	19.9 -	20.6 -----	19.8 -----
KWS Chiasso	20.3 ---	21.3 ---	22.8 -----	20.0 ---	20.1 -----
KWS Milandro	20.7 -----	22.2 -----	25.2 -----	19.9 ---	18.6 ---
-Bezugsgrösse(n)	20.2 ---	23.6 -----	21.8 ---	20.1 ---	18.0 --
Versuchs-Mittel	21.4 -----	22.9 -----	24.9 -----	20.9 -----	20.1 -----
VK [%]	8.4	8.8	10.5	5.6	7.1
KGD (5%)	1.3	ns	4.3	1.9	2.4
KGD (1%)	1.7	ns	5.7	2.5	3.1
Versuchs-Streuung	1.8	2.0	2.6	1.2	1.4
FG Fehlerterm	275.0	56.0	53.0	55.0	55.0
Anz. Beob.	15.0	3.0	3.0	3.0	3.0

Varianz-Analyse

	S.Q.	FG	F-Wert		F(95%)	P0
Verfahren	565.3	29	6.06	***	1.51	0.0000
Anbauorte	2391.4	4	185.94	***	2.41	0.0000
WW Verf.*Anb.Orte	596.8	116	1.60	ns	1.28	
Fehler	884.2	275				
Insgesamt	4437.6	424				

ADL (NIRS) [g./kg MS] / ADL (NIRS) [g./kg TS]

Verfahren	8193	
	Eglisau ZH	
KWS Papageno	16.2	-
DKC 3218	18.6	-----
LG 31217	17.1	--
Emeleen	18.7	-----
KWS Glasgo	18.2	----
Wesley	16.8	--
ES Myrdal	18.7	-----
KXC2049	17.4	---
KWS Marcopolo	18.8	-----
LZM173/74	17.4	---
EY3435	17.5	---
EX2976	17.9	----
SU Addition	21.9	-----
Bakersfield	18.2	----
Fludexxa	19.8	-----
Cheerful	18.4	----
SA0083	17.9	----
SB0973	19.0	-----
1077D015-01	18.4	----
1080D986-01	20.4	-----
KXC3102	18.8	-----
KXC3105	17.7	---
KXC3134	20.0	-----
KXC3337	19.7	-----
LZM173/33	16.4	-
SY Broncos	16.4	-
LG 31207	17.9	---
LG 31230	17.5	---
KWS Chiasso	17.4	---
KWS Milandro	17.4	---
-Bezugsgrösse(n)	17.2	--
Versuchs-Mittel	18.2	----
VK [%]	7.6	
KGD (5%)	2.3	
KGD (1%)	3.0	
Versuchs-Streuung	1.4	
FG Fehlerterm	56.0	
Anz. Beob.	3.0	

Teneur en protéines (NIRS) [g./kg MS] / Proteingehalt (NIRS) [g./kg TS]

Verfahren	Seriemittel	1260 Nyon	3065 Habstetten	5643 Alikon AG	8046 Reckenholz ZH
KWS Papageno	72.1	84.4	67.2	74.3	74.1
DKC 3218	70.5	78.7	70.5	70.1	74.3
LG 31217	65.1	68.7	63.8	67.4	68.4
Emeleen	70.3	75.2	70.2	72.4	72.2
KWS Glasgo	68.3	77.8	66.4	69.5	72.4
Wesley	66.6	77.0	67.0	67.6	64.8
ES Myrdal	72.5	84.3	67.7	73.9	75.9
KXC2049	70.3	80.3	68.9	72.1	73.6
KWS Marcopolo	65.0	70.5	65.1	66.3	65.9
LZM173/74	70.0	79.5	68.9	72.3	71.1
EY3435	71.4	80.9	71.9	74.0	73.0
EX2976	70.1	78.5	68.7	71.2	74.1
SU Addition	71.2	85.2	68.3	73.0	73.7
Bakersfield	73.3	85.4	69.6	76.1	76.9
Fludexxa	72.5	80.8	70.6	79.1	75.4
Cheerful	68.8	83.8	65.1	70.3	69.1
SA0083	66.5	75.3	67.5	67.1	66.0
SB0973	76.0	88.0	76.3	79.5	78.6
1077D015-01	68.6	77.9	70.7	70.1	70.8
1080D986-01	71.4	82.4	72.9	75.4	71.3
KXC3102	67.6	80.3	65.7	70.4	66.6
KXC3105	69.0	83.2	67.6	71.2	67.4
KXC3134	70.0	77.3	72.8	73.7	70.3
KXC3337	68.3	80.4	71.6	66.5	68.4
LZM173/33	65.5	72.7	66.1	67.8	65.0
SY Broncos	69.4	79.1	69.0	69.3	72.7
LG 31207	69.9	77.7	68.8	72.2	73.2
LG 31230	72.4	80.1	72.5	76.0	74.8
KWS Chiasso	71.5	79.1	69.3	74.7	73.0
KWS Milandro	70.1	79.1	69.6	72.7	68.5
-Bezugsgrösse(n)	70.2	81.1	66.8	71.9	73.2
Versuchs-Mittel	69.8	79.5	69.0	71.9	71.4
VK [%]	4.5	5.0	4.6	3.6	3.8
KGD (5%)	2.2	6.5	5.1	4.3	4.4
KGD (1%)	2.9	8.7	6.8	5.7	5.9
Versuchs-Streuung	3.1	4.0	3.1	2.6	2.7
FG Fehlerterm	277.0	56.0	55.0	55.0	55.0
Anz. Beob.	15.0	3.0	3.0	3.0	3.0

Varianz-Analyse

	S.Q.	FG	F-Wert	F(95%)	P0
Verfahren	2793.6	29	9.95 ***	1.51	0.0000
Anbauorte	23083.4	4	595.85 ***	2.41	0.0000
WW Verf. *Anb.Orte	2041.7	116	1.82 ***	1.28	0.0008
Fehler	2682.8	277			
Insgesamt	30601.5	426			

Teneur en protéines (NIRS) [g./kg MS] / Proteingehalt (NIRS) [g./kg TS]

Verfahren	8193	
	Eglisau ZH	
KWS Papageno	60.3	-----
DKC 3218	58.7	-----
LG 31217	57.1	-----
Emeleen	61.6	-----
KWS Glasgo	55.1	--
Wesley	56.6	----
ES Myrdal	60.7	-----
KXC2049	56.6	----
KWS Marcopolo	57.3	-----
LZM173/74	58.3	-----
EY3435	57.3	-----
EX2976	57.8	-----
SU Addition	55.7	---
Bakersfield	58.4	-----
Fludexxa	56.9	----
Cheerful	55.6	---
SA0083	56.7	----
SB0973	57.8	-----
1077D015-01	53.8	-
1080D986-01	54.8	--
KXC3102	55.2	--
KXC3105	55.6	---
KXC3134	55.9	---
KXC3337	54.9	--
LZM173/33	55.7	---
SY Broncos	56.9	-----
LG 31207	57.6	-----
LG 31230	58.6	-----
KWS Chiasso	61.4	-----
KWS Milandro	60.5	-----
-Bezugsgrösse(n)	57.7	-----
Versuchs-Mittel	57.3	-----
VK [%]	5.1	
KGD (5%)	ns	
KGD (1%)	ns	
Versuchs-Streuung	2.9	
FG Fehlerterm	56.0	
Anz. Beob.	3.0	

NEL (NIRS) [MJ/kg MS] / NEL (NIRS) [MJ/kg TS]

Verfahren	Seriemittel	1260 Nyon	3065 Habstetten	5643 Alikon AG	8046 Reckenholz ZH
KWS Papageno	6.9 -----	6.6 -----	6.8 -----	6.8 -----	7.2 -----
DKC 3218	6.6 -----	6.2 ---	6.4 -----	6.7 -----	6.7 -----
LG 31217	6.6 -----	6.4 -----	6.0 -	6.8 -----	6.9 -----
Emeleen	6.7 -----	6.4 -----	6.3 ---	6.8 -----	7.1 -----
KWS Glasgo	6.6 -----	6.2 --	6.3 -----	6.7 -----	7.1 -----
Wesley	6.7 -----	6.6 -----	6.4 -----	6.6 -----	6.7 -----
ES Myrdal	6.6 -----	6.3 ---	6.3 -----	6.7 -----	7.1 -----
KXC2049	6.6 -----	6.5 -----	5.9 -	6.8 -----	6.9 -----
KWS Marcopolo	6.4 --	6.1 -	6.0 -	6.5 ---	6.6 ---
LZM173/74	6.8 -----	6.5 -----	6.2 -----	6.9 -----	7.1 -----
EY3435	6.7 -----	6.5 -----	6.3 -----	6.9 -----	7.0 -----
EX2976	6.8 -----	6.7 -----	6.0 --	6.9 -----	7.3 -----
SU Addition	6.6 -----	6.4 -----	6.4 -----	6.6 -----	7.0 -----
Bakersfield	6.7 -----	6.5 -----	6.2 ---	7.0 -----	7.0 -----
Fludexxa	6.5 ---	6.6 -----	6.0 -	6.6 -----	6.8 -----
Cheerful	6.6 -----	6.7 -----	6.0 --	6.8 -----	6.7 -----
SA0083	6.6 -----	6.6 -----	6.3 -----	6.5 ---	6.7 -----
SB0973	6.8 -----	6.6 -----	6.1 ---	6.9 -----	7.1 -----
1077D015-01	6.5 ---	6.4 -----	5.9 -	6.5 ---	6.6 ---
1080D986-01	6.3 -	6.2 ---	6.2 -----	6.2 -	6.4 -
KXC3102	6.6 -----	6.6 -----	5.9 -	6.6 -----	6.9 -----
KXC3105	6.6 -----	6.5 -----	6.4 -----	6.6 -----	6.7 -----
KXC3134	6.5 ---	6.4 -----	6.1 --	6.6 -----	6.9 -----
KXC3337	6.6 -----	6.4 -----	6.5 -----	6.7 -----	6.9 -----
LZM173/33	6.7 -----	6.5 -----	6.4 -----	6.7 -----	6.8 -----
SY Broncos	6.8 -----	6.5 -----	6.6 -----	6.9 -----	7.2 -----
LG 31207	6.7 -----	6.5 -----	6.0 --	7.0 -----	7.0 -----
LG 31230	6.8 -----	6.5 -----	6.8 -----	6.9 -----	7.0 -----
KWS Chiasso	6.8 -----	6.6 -----	6.4 -----	6.9 -----	7.0 -----
KWS Milandro	6.7 -----	6.4 -----	6.2 ---	6.8 -----	7.2 -----
-Bezugsgrösse(n)	6.8 -----	6.4 -----	6.6 -----	6.7 -----	7.1 -----
Versuchs-Mittel	6.7 -----	6.5 -----	6.2 -----	6.7 -----	6.9 -----
VK [%]	3.4	3.6	4.9	2.5	2.9
KGD (5%)	0.2	ns	0.5	0.3	0.3
KGD (1%)	0.2	ns	ns	0.4	0.4
Versuchs-Streuung	0.2	0.2	0.3	0.2	0.2
FG Fehlerterm	275.0	56.0	53.0	55.0	55.0
Anz. Beob.	15.0	3.0	3.0	3.0	3.0

Varianz-Analyse

	S.Q.	FG	F-Wert		F(95%)	P0
Verfahren	7.1	29	4.85	***	1.51	0.0000
Anbauorte	32.0	4	157.31	***	2.41	0.0000
WW Verf.*Anb.Orte	8.8	116	1.49	ns	1.28	
Fehler	14.0	275				
Insgesamt	61.8	424				

NEL (NIRS) [MJ/kg MS] / NEL (NIRS) [MJ/kg TS]

Verfahren	8193	
	Eglisau ZH	
KWS Papageno	7.2	-----
DKC 3218	6.8	----
LG 31217	7.1	-----
Emeleen	7.0	-----
KWS Glasgo	7.0	-----
Wesley	7.1	-----
ES Myrdal	6.8	----
KXC2049	6.9	-----
KWS Marcopolo	6.9	-----
LZM173/74	7.1	-----
EY3435	7.0	-----
EX2976	6.9	-----
SU Addition	6.6	-
Bakersfield	7.0	-----
Fludexxa	6.7	---
Cheerful	6.9	-----
SA0083	7.0	-----
SB0973	7.0	-----
1077D015-01	7.0	-----
1080D986-01	6.6	-
KXC3102	6.9	-----
KXC3105	7.0	-----
KXC3134	6.7	---
KXC3337	6.8	-----
LZM173/33	7.1	-----
SY Broncos	7.1	-----
LG 31207	7.0	-----
LG 31230	7.0	-----
KWS Chiasso	7.1	-----
KWS Milandro	7.0	-----
-Bezugsgrösse(n)	7.1	-----
Versuchs-Mittel	6.9	-----
VK [%]	2.8	
KGD (5%)	0.3	
KGD (1%)	ns	
Versuchs-Streuung	0.2	
FG Fehlerterm	56.0	
Anz. Beob.	3.0	

NEV (NIRS) [MJ/kg MS] / NEV (NIRS) [MJ/kg TS]

Verfahren	Seriemittel	1260 Nyon	3065 Habstetten	5643 Alikon AG	8046 Reckenholz ZH
KWS Papageno	7.2 -----	6.8 -----	7.1 -----	7.1 -----	7.6 -----
DKC 3218	6.8 -----	6.4 ---	6.5 -----	7.0 -----	7.0 -----
LG 31217	6.9 -----	6.6 -----	6.1 -	7.1 -----	7.2 -----
Emeleen	7.0 -----	6.6 -----	6.4 ---	7.1 -----	7.4 -----
KWS Glasgo	6.9 -----	6.3 --	6.5 -----	6.9 -----	7.4 -----
Wesley	6.9 -----	6.8 -----	6.6 -----	6.9 -----	6.9 ---
ES Myrdal	6.9 -----	6.4 ---	6.4 ---	7.0 -----	7.5 -----
KXC2049	6.9 -----	6.8 -----	6.0 -	7.0 -----	7.3 -----
KWS Marcopolo	6.6 --	6.2 -	6.1 -	6.7 ---	6.9 ---
LZM173/74	7.1 -----	6.7 -----	6.4 ---	7.2 -----	7.5 -----
EY3435	7.0 -----	6.8 -----	6.5 -----	7.2 -----	7.3 -----
EX2976	7.1 -----	7.0 -----	6.1 --	7.2 -----	7.7 -----
SU Addition	6.8 -----	6.6 -----	6.5 -----	6.9 -----	7.4 -----
Bakersfield	7.0 -----	6.7 -----	6.3 ---	7.3 -----	7.4 -----
Fludexxa	6.8 ---	6.9 -----	6.1 -	6.9 -----	7.1 ---
Cheerful	6.9 -----	6.9 -----	6.1 -	7.1 -----	6.9 ---
SA0083	6.9 -----	6.8 -----	6.4 -----	6.8 ---	7.0 ---
SB0973	7.0 -----	6.9 -----	6.3 ---	7.2 -----	7.5 -----
1077D015-01	6.7 ---	6.5 ---	6.0 -	6.7 ---	6.8 ---
1080D986-01	6.5 -	6.4 ---	6.4 ---	6.3 -	6.5 -
KXC3102	6.8 -----	6.8 -----	6.0 -	6.8 -----	7.2 -----
KXC3105	6.9 -----	6.8 -----	6.5 -----	6.9 -----	7.0 ---
KXC3134	6.7 ---	6.5 ---	6.2 --	6.8 -----	7.2 -----
KXC3337	6.9 -----	6.5 ---	6.7 -----	6.9 -----	7.2 -----
LZM173/33	7.0 -----	6.8 -----	6.6 -----	7.0 -----	7.1 ---
SY Broncos	7.2 -----	6.7 -----	6.8 -----	7.3 -----	7.6 -----
LG 31207	7.0 -----	6.7 -----	6.1 --	7.4 -----	7.3 -----
LG 31230	7.2 -----	6.7 -----	7.2 -----	7.2 -----	7.4 -----
KWS Chiasso	7.1 -----	6.8 -----	6.6 -----	7.3 -----	7.4 -----
KWS Milandro	7.0 -----	6.6 -----	6.3 ---	7.1 -----	7.6 -----
-Bezugsgrösse(n)	7.1 -----	6.5 -----	6.8 -----	7.0 -----	7.5 -----
Versuchs-Mittel	6.9 -----	6.7 -----	6.4 ---	7.0 -----	7.2 -----
VK [%]	4.2	4.5	6.2	3.1	3.6
KGD (5%)	0.2	ns	0.7	0.4	0.4
KGD (1%)	0.3	ns	ns	0.5	0.6
Versuchs-Streuung	0.3	0.3	0.4	0.2	0.3
FG Fehlerterm	275.0	56.0	53.0	55.0	55.0
Anz. Beob.	15.0	3.0	3.0	3.0	3.0

Varianz-Analyse

	S.Q.	FG	F-Wert		F(95%)	P0
Verfahren	12.2	29	4.93 ***		1.51	0.0000
Anbauorte	53.5	4	156.55 ***		2.41	0.0000
WW Verf.*Anb.Orte	14.8	116	1.49 ns		1.28	
Fehler	23.5	275				
Insgesamt	104.0	424				

NEV (NIRS) [MJ/kg MS] / NEV (NIRS) [MJ/kg TS]

Verfahren	8193	
	Eglisau ZH	
KWS Papageno	7.7	-----
DKC 3218	7.1	-----
LG 31217	7.5	-----
Emeleen	7.3	-----
KWS Glasgo	7.3	-----
Wesley	7.5	-----
ES Myrdal	7.1	-----
KXC2049	7.3	-----
KWS Marcopolo	7.2	-----
LZM173/74	7.5	-----
EY3435	7.3	-----
EX2976	7.2	-----
SU Addition	6.8	-
Bakersfield	7.3	-----
Fludexxa	6.9	---
Cheerful	7.2	-----
SA0083	7.3	-----
SB0973	7.4	-----
1077D015-01	7.3	-----
1080D986-01	6.8	-
KXC3102	7.2	-----
KXC3105	7.3	-----
KXC3134	7.0	---
KXC3337	7.1	-----
LZM173/33	7.5	-----
SY Broncos	7.5	-----
LG 31207	7.3	-----
LG 31230	7.4	-----
KWS Chiasso	7.5	-----
KWS Milandro	7.4	-----
-Bezugsgrösse(n)	7.5	-----
Versuchs-Mittel	7.3	-----
VK [%]	3.5	
KGD (5%)	0.4	
KGD (1%)	ns	
Versuchs-Streuung	0.3	
FG Fehlerterm	56.0	
Anz. Beob.	3.0	

4.2 Serie mittelfrüh / Série mi-précoce

4.2.1 Standortangaben / Informations des lieux

PLZ / N°p.	Ort / Lieu	m.ü.M. / altitude	2024	
			Saattermin / date de semis	Erntetermin / date de récolte
1260	Nyon	430	10.05.2024	07.09.2024
1567	Delley	479	06.06.2024	25.09.2024 °
1725	Grangeneuve	654	14.05.2024	nicht geerntet / pas récolté †
3065	Habstetten	690	06.06.2024	21.10.2024 °
5643	Alikon	494	13.05.2024	16.09.2024
8046	Reckenholz	440	03.05.2024	05.09.2024
8193	Eglisau	395	14.05.2024	07.09.2024 *
8566	Ellighausen	503	06.06.2024	30.09.2024

† Keine Daten für Auswertung berücksichtigt / Aucune donnée prise en compte pour l'évaluation.

* Ertragsdaten nicht für Auswertung berücksichtigt / Informations liées au rendement pas prises en compte pour les mises en valeur.

° Qualitätsdaten nicht für Auswertung berücksichtigt / Informations liées à la qualité pas prises en compte pour les mises en valeur.

4.2.2 Sorten und Status / Variétés et statut

Name / Nom	Synonym	Hybrid Typ	Züchter / Obtenteur	Vertreter / Représentant	KM	SM
LG 31272	LZM 267/54	SC	Limagrain, Europe	Fenaco, Moudon	KM31/S	SM11/S
P8086	X80R603	SC	Pioneer	Pioneer, Versoix		SM11/S
KWS Milandro	KXC0326	SC	KWS, Einbeck	KWS Suisse SA, Basel		SM11/S
Meluseen	LZM170/47	SC	Limagrain, Europe	Fenaco, Moudon		SM11/S
KWS Adorado	KXC0018	TC	KWS, Einbeck	KWS Suisse SA, Basel	KM01/e3	SM11/S
SY Opale	SA1641	SC	Syngenta, CH	Syngenta, Stein		SM11/S
DKC3434	EW3414	SC	Monsanto, USA	Bayer CropScience Schweiz AG, Basel		SM11/e3
Pilgrim	GL187009	SC	SZG, A	E. Schweizer AG, Thun	KM21/T	SM11/e3
LG 31251	LZM272/30	SC	Limagrain, Europe	Fenaco, Moudon		SM11/e2
	EX3428	SC	Monsanto, USA	Bayer CropScience Schweiz AG, Basel		SM11/e2
P8317	1082A195-01	SC	Pioneer	Pioneer, Versoix		SM11/e2
P82703	1082B210-01	SC	Pioneer	Pioneer, Versoix		SM11/e2
(Galismo)	KXC2321	SC	KWS, Einbeck	KWS Suisse SA, Basel		SM11/e2
	KXC3123	SC	KWS, Einbeck	KWS Suisse SA, Basel	KM11/2.	SM11/2.
Farmirella	SG186	TC	SeedGenetic GmbH	Samen Steffen, Wikon	KM11/e1	SM11/e1
	LZM272/34	TC	Limagrain, Europe	Fenaco, Moudon		SM11/e1
	LZM273/63	TC	Limagrain, Europe	Fenaco, Moudon		SM11/e1
LG 31271		TC	Limagrain, Europe	Fenaco, Moudon		SM11/e1
	EY3533	SC	Monsanto, USA	Bayer CropScience		SM11/e1
SU Keldeo	EX3333	SC	Saaten Union	Hauenstein, Rafz		SM11/e1
LID1145C	ESZ21102	SC	Lidea, Norderstedt	?	KM01/e1	SM11/e1
LID1810C	ESZ21107	SC	Lidea, Norderstedt	?		SM11/e1
(RGT Galopixx)	RH22017	TC	RAGT 2n, F	Fenaco, Moudon		SM11/e1
	SA1172	SC	Syngenta, CH	Syngenta, Stein		SM11/e1
	SA1342	SC	Syngenta, CH	Syngenta, Stein		SM11/e1
	SA1362	SC	Syngenta, CH	Syngenta, Stein	KM11/e1	SM11/e1
	SB0793	SC		Syngenta, Stein	KM11/e1	SM11/e1
	1082D244-01	SC	Pioneer	Pioneer, Versoix		SM11/e1
	KXC3339	SC	KWS, Einbeck	KWS Suisse SA, Basel		SM11/e1
	KXC3342	TC	KWS, Einbeck	KWS Suisse SA, Basel		SM11/e1
	KXC3346	SC	KWS, Einbeck	KWS Suisse SA, Basel	KM11/e1	SM11/e1
	KXC3347	SC	KWS, Einbeck	KWS Suisse SA, Basel		SM11/e1
LG 32257	LZM270/58	SC	Limagrain, Europe	Fenaco, Moudon	KM11/T	SM11/T
KWS Chiasso	KXC1122	SC	KWS, Einbeck	KWS Suisse SA, Basel	KM11/S	SM11/T
Angeleen	LZM271/45	TC	Advanta (LG)	Fenaco, Moudon		SM11/T
Qualito	KXC0313	SC	KWS, Einbeck	KWS Suisse SA, Basel		SM11/T

4.2.3 Standorteigenschaften und Bewirtschaftungsmassnahmen / Informations sur les sites et techniques culturales

Technische Versuchsausgaben / données techniques / technical information									
Standort / lieu / site:	Bodenart / type de sol / soil type:	Nyon (430 m ü.M.)	Dolley (500 m ü.M.)	Grangeneuve (654 m ü.M.)	Habstetten (620 m ü.M.)	Allion (494 m ü.M.)	Reckeholz (384 m ü.M.)	Eglgau (395 m ü.M.)	Eilighausen (503 m ü.M.)
	Witterungsbedingungen / données météorologiques / meteorological data: Niederschlagssumme / sommes des précipitations / sum of rainfalls (Saat - Ernte/ semis - récolte / seeding - harvest): Temperatursumme 2m über Boden / somme des températures/ sum of temperatures (base 6°C; Saat - Ernte/ semis - récolte / seeding - harvest):	Limono sableux	Limon, Sableux: 15-20 % argile, pH 7.2	Moyon	Sandiger Lehm, pH 5.5	Schwach humoser Schlufflehm	Parabraunerde	sandiger Lehm bis Lehm	Braunerde
	Versuchsanlage / dispositif expérimental / experimental design: Randomisierte Blockanlage mit 3 Wiederholungen/bllocs randomisés avec 3 répétitions / randomized block design with 3 replications. Parzellengröße / grandeur d'une parcelle / plot size:	316 mm (Meteostation Changins) 1701 °C (Meteostation Changins) Irrigation: 30.07.2024: 34 mm 06.08.2024: 30 mm 21.08.2024: 38 mm	387.7 mm (Agrometeo, station Dolley) 1474.1 °C (Agrometeo, station Dolley)	- mm (météo Suisse Poste) - °C (météo Suisse Poste)	647 mm (Agrometeo station Züzwil) 1442 °C (Agrometeo station Züzwil)	529.9 mm (Agrometeo Hohenrain) 1585 °C (Agrometeo Hohenrain)	477.5 mm (Meteostation Reckeholz) 1603.8 °C (Meteostation Reckeholz)	367.3 mm (Agrometeo Steinmaur) 1459.3 °C (Agrometeo Steinmaur)	333.2 mm (Agrometeo Eilighausen) 1459.3 °C (Agrometeo Eilighausen)
	Vorfrucht / précédent cultural / previous crop:	luzerne	Soja, Phacelie	Prairie temporaire / Kunstwiese / temporary grassland	bis / Weizen / wheat	Wintergerste + Gründüngung (UFA Lelpha u Express 1.1) / orge + engrais vert / barley + catch crop	Mischkultur Leguminosen u. Getreide + Örtlich mit Hafer (Gründüngung)	Somenblumen + UFA Winter Fit	Prairie temporaire / Kunstwiese / temporary grassland
	Bodenbearbeitung / travail du sol / soil cultivation:	labour 12.03.2024, herse relative 10.05.2024	08.03.24: Labour - 03.06.24: Chisel 04.06.24: Herse relative	-	Pflug und Kreiselegge / charrue et herse relative / plough and rotary harrow 30.04 et 28.05.2024	12.05.24 Streifenrässaat	27.03.24 Mulcher, 09.04.24 Grubber, 29.04.24 Kreiselegge	30.03.24 Pflug, 14.05.24 Kreiselegge	10.03.24 Pflug, 16.05.24 Kreiselegge
	Saat / date de semis / sowing date:	10.05.2024 (jour 131)	06.06.2024	14.05.2024	05.06.2024 (jour 158)	13.05.2024	03.05.2024	14.05.2024	06.06.2024
	Ernte / date de récolte / harvest date:	07.09.2024 (jour 251)	25.09.2024	-	21.10.24 (jour 295)	16.09.2024	05.09.2024	07.09.2024	30.09.2024
	Saadichte / densité de semis / sowing density:	10.0 Körner / grains pro m ²	Semis: 11,9 grains pro m ² , éclairci à 10 plantes/m ²	10.0 Körner / grains pro m ²	10.0 Körner / grains pro m ²	10.0 Körner / grains pro m ²	10.0 Körner / grains pro m ²	10.0 Körner / grains pro m ²	10.0 Körner / grains pro m ²
	Vegetationsdauer / durée de végétation / growing period	1.20 Tage / jours / days	111 Tage / jours / days	- Tage / jours / days	137 Tage / jours / days	126 Tage / jours / days	125 Tage / jours / days	116 Tage / jours / days	116 Tage / jours / days
	Reihenabstand / interrignes / row distance:	75 cm	80 cm	75 cm	75 cm	75 cm	75 cm	75 cm	75 cm
	Mechanische Unkrautbekämpfung / désherbage mécanique / mechanical weed control:	-	-	-	-	-	-	-	-
	Chemische Unkrautbekämpfung / désherbage chimique / chemical weed control:	17.05.2024 : Callisto 0.75 l/ha Banvel 0.5 l/ha Monsoon 1.5 l/ha	28.06.2024: Equip Power (1.5 l/ha) + Aspet (1.5 l/ha)	-	30.06.2024 Callisto 1.1 l/ha Equip Power 1.2 l/ha	20.05.24: 0.8 l/ha Equip Power, 06.06.24: 0.7 l/ha Equip Power	13.05.24: 1.2 l/ha Equip Power + 1.2 l/ha Spectrum, 11.07.24: 2kg/ha Laudis WG + 1 l/ha Dash + 0.2 kg/ha Arat	08.06.24: 2.5 l/ha Stomp Aqua BASF W-6880 + 1.4 l/ha Spectrum BASF W-6075 + 1.5 l/ha Laudis W-6653	02.06.24: 1.5 l/ha Monsoon + 1.0 l/ha Callisto + 1.4 l/ha Spektrum
	N-Düngung / fumure N / N fertilisation:	01.05.2024 : 165 kg/ha Nitrate ammoniacale 27.5.0.0 : 51 N 22.05.2024 : 212 kg/ha Urée perille 46 % : 98 N	05.02.2024: Potasse 0.060 (116 kg/ha, 0 U/ha N, 0 U/ha P2O5, 70 U/ha K2O) 06.02.2024: Landor 0.20.30 (370 kg/ha, 0 U/ha N, 74 U/ha P2O5, 111 U/ha K2O)	15.05.24 : Granulphos 17 % : 300 kg/ha = 51 kg P/ha, Kali 60 % : 150 kg/ha = 90 kg K/ha	15.05.24 : 180 kg/ha ammonitrate 27.5 % : 49.5 kg N/ha ; 16.07.24 : 185 kg/ha ammonitrate 27.5 % : 50.8 kg N/ha	10.04.24: 25m ³ ha Schweinegülle verdünnt, 02.05.24 25m ³ ha Schw.g.v., 29.05.24 20m ³ ha Schw.g.v.	14.05.24: 200kg/ha Ammonsalpater 27% + Mg (4kg N/ha), 13.06.24: 190kg/ha Harnstoff 46% (69kg N/ha)	14.05.24: 200kg NPK Dünger Landor 20.10.10 (40 / 20 / 20kg N/P/K/ha)	05.03.24: 25t/ha Stapelmist (112.5 / 32.5 / 127.5 kg N/P/K/ha)
	N-Mineralisierung zu Vegetationsbeginn / minéralisation azote au début de la saison / N mineralisation at the beginning of the vegetation period:	-	-	-	-	-	-	-	-
	Ernte / récolte / harvest:	Baural Maishäcksel / ensilage expérimentale	Versuchsmaishäcksel / ensilage expérimentale	-	Baural Maishäcksel / ensilage expérimentale	-	-	-	-
									New Holland Versuchsmaishäcksel / ensilage expérimentale

4.2.4 Index / Indice

Sorte	Status	VOS	Ertrag	Reife	Jugend- entwi.	Wurzellaag.		Stängelbr. Ernte	Beulen- brand	Oekon. Index	Agron. Index	Gesamt- index
						Veg.	Ernte					
LG 31251	e2	4.14	7.05	-0.55	0.45	-0.60	-0.13	-0.70	11.19	-1.53	9.66	
KXC2321	e2	2.51	8.94	-2.42	0.12	0.45	0.00	-0.94	11.45	-2.79	8.66	
LID1810C	e1	7.62	1.07	-3.69	0.10	1.07	-0.54	-0.08	8.69	-3.14	5.55	
SAI342	e1	1.03	4.93	-2.38	0.03	1.64	-0.13	-0.24	5.95	-1.07	4.88	
Qualito	T	2.06	4.08	-1.77	0.01	0.15	0.00	-0.35	6.14	-1.96	4.18	
SU Keldeo	e1	1.65	2.91	-1.44	0.03	0.28	-0.27	0.13	4.56	-1.27	3.29	
KXC3342	e1	0.07	5.12	-2.00	0.00	-0.15	0.00	-0.28	5.19	-2.43	2.76	
KXC3339	e1	0.40	4.84	-3.99	-0.02	0.60	0.00	0.19	5.24	-3.22	2.02	
LZM27234	e1	-0.47	6.22	-2.68	0.26	-0.74	-0.27	-0.36	5.75	-3.79	1.96	
KXC3347	e1	-0.05	3.70	-2.95	-0.11	1.19	0.00	0.14	3.65	-1.73	1.92	
KWS Milandro	S	0.34	0.88	0.07	0.01	0.30	0.00	-0.16	1.22	0.22	1.44	
SAI172	e1	0.44	3.58	-2.70	0.17	0.74	-0.13	-0.70	4.02	-2.62	1.40	
LG 31271	e1	-0.18	6.86	-4.32	0.04	-0.89	-0.27	-0.12	6.68	-5.56	1.12	
LG 32257	T	5.03	-2.91	-0.93	0.00	0.60	-0.66	-0.02	2.12	-1.01	1.11	
Farmirella	e1	3.27	2.22	-5.17	0.12	0.97	-0.13	-0.32	5.49	-4.53	0.96	
EY3533	e1	-4.36	7.37	-2.69	-0.03	-0.21	-0.13	-0.27	3.01	-3.33	-0.32	
Angeleen	T	-0.88	1.48	-1.64	0.08	0.89	-0.39	-0.21	0.60	-1.27	-0.67	
KXC3123	2	-0.89	-1.38	0.42	-0.09	1.19	0.00	-0.04	-2.27	1.48	-0.79	
KWS Chiasso	T	-0.27	0.25	-1.64	-0.16	1.04	0.00	-0.04	-0.02	-0.80	-0.82	
KWS Adrado	S	-0.34	-0.88	-0.07	-0.01	-0.30	0.00	0.16	-1.22	-0.22	-1.44	
KXC3346	e1	-6.07	5.82	-2.03	0.04	0.60	0.00	-0.19	-0.25	-1.58	-1.83	
LG 31272	S	-4.16	4.21	-3.12	-0.04	0.80	-0.13	0.00	0.05	-2.49	-2.44	
Meluseen	S	0.48	-1.05	-3.54	-0.10	1.04	0.00	0.01	-0.57	-2.59	-3.16	
P8086	S	-5.36	3.56	-2.07	-0.29	1.34	0.00	-0.36	-1.80	-1.38	-3.18	
SAI362	e1	-1.57	2.28	-4.22	0.06	0.60	-0.80	0.27	0.71	-4.09	-3.38	
EX3428	e2	-3.19	1.63	-2.48	-0.11	0.89	0.00	-0.34	-1.56	-2.04	-3.60	
DKC3434	e3	-6.88	3.66	-0.91	-0.03	1.04	0.00	-0.78	-3.22	-0.68	-3.90	
SY Opale	S	-1.18	0.81	-3.88	0.07	0.89	0.00	-1.01	-0.37	-3.93	-4.30	
SB0793	e1	-3.85	0.46	-1.33	-0.31	0.15	0.00	0.37	-3.39	-1.12	-4.51	
LZM27363	e1	-4.18	4.74	-4.11	0.06	0.89	-1.88	-0.08	0.56	-5.12	-4.56	
1082D244-01	e1	-6.93	5.48	-3.22	-0.28	0.15	-0.66	-0.23	-1.45	-4.24	-5.69	
LID1145C	e1	-0.31	-2.05	-4.45	-0.25	1.19	0.00	0.09	-2.36	-3.42	-5.78	
P82703	e2	-7.19	5.82	-4.54	-0.40	0.74	0.00	-0.87	-1.37	-5.07	-6.44	
Pilgrim	e3	1.13	-1.34	-6.38	-0.24	0.21	0.00	-0.10	-0.21	-6.51	-6.72	
(RGT Galopixx)	e1	-2.85	-1.13	-3.58	-0.04	0.60	-0.13	-0.92	-3.98	-4.07	-8.05	
P8317	e2	-8.42	4.44	-4.11	-0.34	1.04	-0.13	-1.44	-3.98	-4.98	-8.96	
Bezugsgrößen		0.00	0.00	0.00	0.00	0.00	0.00	0.00	0.00	0.00	0.00	
Anz. Beob.		14	17	20	20	5	3	20				
Anz. Orte		5	6	7	7	2	1	7				
Gewichtung		0.40	0.50	1.25	0.50	0.25	0.75	0.75				

4.2.5 Zusammenfassung / Résumé

Sorten Bezeichnung	Jugend- ent- wicklg. Note	Saat- weibl. Blüte Tage	Saat- männl. Blüte Tage	Pflan- zen- höhe cm	Kolben- ansatz- höhe cm	relat. Kolben- höhe %	Green snap. %	Wurzel- lager Veg. %	Wurzel- lager Ernte %	Beul- brand %
LG 31272	4.3	68.9	69.3	301.5	144.0	48.2	0.0	13.8	1.2	1.8
P8086	4.8	69.5	69.7	297.9	112.3	38.1	0.4	6.3	0.0	3.2
KWS Milandro	4.2	66.9	67.5	292.5	117.9	40.4	0.0	20.8	0.0	2.4
Meluseen	4.4	68.7	69.3	292.9	120.8	41.5	0.2	10.4	0.0	1.8
KWS Adorado	4.2	67.6	67.3	289.8	121.7	42.1	0.0	29.2	0.0	1.2
SY Opale	4.1	68.0	67.6	290.8	116.7	40.3	0.0	12.5	0.0	5.8
DKC3434	4.3	68.7	68.4	307.7	118.5	38.7	0.0	10.4	0.0	4.9
Pilgrim	4.7	69.0	69.5	269.2	118.1	44.0	0.0	22.1	0.0	2.2
LG 31251	3.3	67.3	67.0	296.3	128.5	43.4	0.5	33.3	1.2	4.6
EX3428	4.5	69.3	69.9	290.0	120.8	41.9	0.0	12.5	0.0	3.2
P8317	4.9	70.8	71.2	299.6	139.2	46.8	0.0	10.4	1.2	7.6
P82703	5.0	70.7	70.4	311.0	131.5	42.6	0.0	14.6	0.0	5.3
KXC2321	4.0	68.9	68.5	301.7	126.9	42.2	0.3	18.8	0.0	5.6
KXC3123	4.4	66.6	67.6	284.6	115.8	40.7	0.0	8.3	0.0	2.0
Farmirella	4.0	68.4	68.4	279.6	125.2	45.1	0.0	11.4	1.2	3.1
LZM272/34	3.7	68.3	68.4	294.2	125.6	42.8	0.0	35.4	2.5	3.3
LZM273/63	4.1	70.3	69.8	305.8	129.6	42.8	0.0	12.5	17.5	2.1
LG 31271	4.1	69.4	69.1	294.2	132.5	45.3	0.2	37.5	2.5	2.3
EY3533	4.3	68.9	70.7	305.0	140.2	46.5	0.0	27.9	1.2	2.9
SU Keldeo	4.2	69.5	70.4	293.8	121.3	41.5	0.0	21.1	2.5	1.3
LID1145C	4.7	69.8	69.9	283.1	126.3	45.1	0.4	8.3	0.0	1.4
LID1810C	4.0	65.9	66.8	297.3	119.0	40.0	0.0	10.1	5.0	2.1
(RGT Galopixx)	4.3	68.3	67.8	289.6	120.4	41.9	0.0	16.7	1.2	5.5
SA1172	3.9	67.9	67.9	300.0	141.5	47.4	0.0	14.6	1.2	4.6
SA1342	4.2	68.6	68.9	292.1	117.3	40.3	0.0	2.1	1.2	2.8
SA1362	4.1	70.4	69.8	297.5	132.3	44.6	0.0	16.7	7.5	0.7
SB0793	4.9	70.7	70.7	295.2	129.8	44.2	0.2	22.9	0.0	0.3
1082D244-01	4.8	70.9	70.5	305.8	140.4	46.1	0.4	22.9	6.2	2.7
KXC3339	4.3	68.6	69.6	297.1	135.0	45.8	0.3	16.7	0.0	1.1
KXC3342	4.2	68.6	67.9	302.9	120.4	39.8	0.0	27.1	0.0	2.9
KXC3346	4.1	68.8	69.0	313.3	123.1	39.6	0.0	16.7	0.0	2.6
KXC3347	4.5	69.6	69.3	294.0	129.4	44.1	0.3	8.3	0.0	1.2
LG 32257	4.2	67.5	67.5	285.6	113.3	39.9	0.0	16.7	6.2	1.9
KWS Chiasso	4.5	68.0	68.1	274.4	114.2	41.8	0.3	10.4	0.0	2.0
Angeleen	4.1	68.5	68.3	298.3	122.3	41.1	0.0	12.5	3.7	2.6
Qualito	4.2	68.0	67.5	297.5	109.8	36.8	0.0	22.9	0.0	3.2
Bezugsgrösse(n)	4.2	67.3	67.4	291.1	119.8	41.3	0.0	25.0	0.0	1.8
Versuchs-Mittel	4.3	68.8	68.9	295.0	125.0	42.6	0.1	17.1	1.7	2.9
VK [%]	12.8	1.2	1.3	3.4	9.3	9.2	406.2	76.2	259.7	98.0
KGD (5%)	0.3	0.7	0.7	8.4	9.7	3.3		16.3	7.4	1.8
KGD (1%)	0.4	0.9	1.0	11.1	12.8	4.3		21.6		2.3
Versuchs-Streuung	0.5	0.8	0.9	10.0	11.6	3.9	0.4	13.0	4.5	2.8
FG Fehlerterm	445.0	239.0	239.0	241.0	241.0	241.0	103.0	103.0	68.0	447.0
Anz. Beob.	20.0	11.0	11.0	11.0	11.0	11.0	5.0	5.0	3.0	20.0
Anz. Orte	7.0	4.0	4.0	4.0	4.0	4.0	2.0	2.0	1.0	7.0
Minimum	3.3	65.9	66.8	269.2	109.8	36.8	0.0	2.1	0.0	0.3
Maximum	5.0	70.9	71.2	313.3	144.0	48.2	0.5	37.5	17.5	7.6

Sorten Bezeichnung	Mais- zünsler %	Effekt. Best. dichte Pfl./m2	Ertrag g.Pfl. frisch dt/ha	TS- Ertrag g.Pfl. dt/ha	TS- Gehalt g.Pfl. %	VOS- Ertrag dt/ha	Stärke- Ertrag dt/ha	VOS Gehalt NIR g/kg TS	Stärke Gehalt NIR g/kg TS
LG 31272	0.0	8.7	645.5	208.2	32.4	150.6	78.1	703.0	367.9
P8086	0.6	8.3	624.0	206.7	33.2	147.2	69.5	698.8	338.5
KWS Milandro	1.1	8.9	574.6	200.4	35.0	150.1	78.1	718.7	379.1
Meluseen	0.4	8.7	619.4	195.9	32.1	147.8	74.3	719.2	365.4
KWS Adorado	0.6	8.6	569.5	196.3	34.8	147.4	77.3	716.3	381.0
SY Opale	0.5	8.8	637.3	200.3	31.8	150.1	74.0	713.4	353.0
DKC3434	0.9	8.8	609.9	206.9	34.2	144.9	71.9	693.4	351.0
Pilgrim	1.4	8.1	647.4	195.3	29.8	145.9	75.8	721.5	372.4
LG 31251	0.7	8.8	623.3	214.8	34.4	162.5	77.7	732.0	355.5
EX3428	1.4	8.5	616.1	202.2	32.9	144.9	69.0	706.4	347.1
P8317	0.2	8.7	671.9	208.7	31.6	147.1	69.2	688.1	331.8
P82703	0.4	8.1	684.6	212.0	31.3	154.3	71.6	692.4	326.8
KXC2321	2.1	8.8	670.3	219.2	33.0	165.6	86.0	726.3	380.9
KXC3123	1.6	8.9	558.6	195.2	35.2	142.7	73.5	714.4	377.1
Farmirella	0.4	8.6	649.7	203.6	30.8	158.2	82.0	729.0	378.1
LZM272/34	1.2	8.9	652.9	212.9	32.7	156.6	73.8	715.9	340.2
LZM273/63	0.4	8.6	667.1	209.5	31.6	156.3	76.6	702.9	352.9
LG 31271	1.1	8.5	687.2	214.4	31.4	161.4	78.1	716.9	354.0
EY3533	1.3	8.7	659.3	215.6	32.7	156.1	78.4	702.3	360.1
SU Keldeo	1.1	8.4	610.5	205.2	33.7	154.1	75.3	723.3	358.0
LID1145C	0.9	8.8	625.5	193.6	31.3	146.7	76.8	716.4	378.3
LID1810C	0.5	8.4	625.0	200.9	31.9	156.7	78.6	744.2	376.2
(RGT Galopixx)	1.2	8.6	614.7	195.8	32.0	145.5	70.5	707.6	355.3
SA1172	0.3	8.9	635.1	206.7	32.7	153.4	75.2	719.1	362.4
SA1342	0.7	8.8	633.6	209.9	33.0	154.9	76.8	721.1	358.5
SA1362	0.2	8.7	651.0	203.7	31.5	149.8	72.9	712.1	349.0
SB0793	0.7	8.1	599.2	199.5	33.8	143.9	73.3	704.1	361.6
1082D244-01	1.5	8.4	661.3	211.2	32.3	150.0	71.8	693.3	339.2
KXC3339	1.2	8.8	671.7	209.7	31.7	159.7	80.6	718.9	364.6
KXC3342	0.7	8.9	636.6	210.3	33.3	157.1	82.0	717.8	381.8
KXC3346	0.7	8.6	644.9	212.0	33.3	153.8	78.7	696.3	363.0
KXC3347	0.9	8.9	646.2	207.0	32.5	152.4	78.3	717.3	376.6
LG 32257	0.9	8.6	566.3	191.6	34.1	145.9	77.3	735.2	393.8
KWS Chiasso	1.6	8.9	598.2	199.0	33.6	146.2	70.5	716.6	353.0
Angeleen	0.9	8.7	604.0	201.8	33.6	151.3	76.7	714.4	365.4
Qualito	0.2	8.8	623.2	207.9	33.5	157.0	81.5	724.7	381.0
Bezugsgrösse(n)	0.8	8.8	572.1	198.4	34.9	148.7	77.7	717.5	380.0
Versuchs-Mittel	0.8	8.6	631.0	205.1	32.7	151.9	75.9	713.7	362.0
VK [%]	173.0	4.6	6.4	6.5	5.5	7.1	9.7	2.5	6.3
KGD (5%)		0.2	27.4	9.0	1.1	9.0	6.2	13.0	17.1
KGD (1%)		0.3	36.1	11.8	1.5	11.9	8.1	17.1	22.5
Versuchs-Streuung	1.5	0.4	40.7	13.3	1.8	10.8	7.3	17.5	22.9
FG Fehlerterm	204.0	447.0	377.0	375.0	443.0	238.0	238.0	308.0	308.0
Anz. Beob.	9.0	20.0	17.0	17.0	20.0	11.0	11.0	14.0	14.0
Anz. Orte	3.0	7.0	6.0	6.0	7.0	4.0	4.0	5.0	5.0
Minimum	0.0	8.1	558.6	191.6	29.8	142.7	69.0	688.1	326.8
Maximum	2.1	8.9	687.2	219.2	35.2	165.6	86.0	744.2	393.8

Sorten Bezeichnung	Rohfaser Gehalt NIR g/kg TS	NDF Gehalt NIR g/kg TS	ADF Gehalt NIR g/kg TS	ADL Gehalt NIR g/kg TS	Rohprotein Gehalt NIR g/kg TS	NEL Gehalt MJ/kg TS	NEV Gehalt MJ/kg TS	Aschen Gehalt NIR g/kg TS
LG 31272	196.6	427.6	231.0	23.6	68.6	6.4	6.6	32.9
P8086	198.0	432.0	235.5	24.6	75.1	6.3	6.5	33.2
KWS Milandro	186.4	414.1	218.7	21.9	68.8	6.6	6.8	30.9
Meluseen	193.8	419.5	225.3	22.2	68.4	6.6	6.8	33.3
KWS Adorado	185.6	408.5	219.0	22.5	68.6	6.5	6.7	30.3
SY Opale	193.9	421.0	227.0	22.7	72.9	6.5	6.7	33.3
DKC3434	206.5	443.5	244.0	24.5	67.3	6.3	6.4	34.0
Pilgrim	181.2	398.2	214.0	21.9	74.5	6.6	6.8	32.8
LG 31251	188.8	411.6	221.6	21.3	67.6	6.7	7.0	31.3
EX3428	195.0	434.6	233.8	23.1	74.1	6.4	6.6	33.8
P8317	204.7	441.3	243.6	25.4	70.7	6.2	6.4	33.3
P82703	203.2	438.4	241.9	24.4	73.2	6.3	6.4	34.4
KXC2321	181.2	399.5	212.3	21.0	71.7	6.6	6.9	32.5
KXC3123	183.3	406.7	218.5	22.2	72.6	6.5	6.7	33.0
Farmirella	178.5	387.2	208.3	21.1	75.5	6.7	6.9	33.4
LZM272/34	196.2	420.7	230.2	22.3	68.9	6.5	6.8	32.8
LZM273/63	197.9	436.4	237.1	22.7	70.5	6.4	6.6	34.2
LG 31271	192.7	416.5	226.9	22.3	69.3	6.5	6.8	32.2
EY3533	194.2	422.7	230.9	23.5	72.6	6.4	6.6	34.1
SU Keldeo	188.1	416.8	221.9	21.1	71.4	6.6	6.9	32.9
LID1145C	186.6	410.2	219.5	22.7	76.1	6.5	6.8	35.3
LID1810C	174.9	383.4	206.8	20.0	72.7	6.8	7.2	31.0
(RGT Galopixx)	196.8	422.5	231.1	23.3	70.9	6.4	6.6	34.4
SA1172	192.0	417.7	226.1	22.6	74.8	6.6	6.8	34.4
SA1342	190.7	414.4	223.5	22.3	73.1	6.6	6.8	33.2
SA1362	196.3	422.5	230.3	23.3	72.2	6.5	6.7	33.6
SB0793	198.0	438.6	235.8	23.1	68.9	6.4	6.6	35.0
1082D244-01	196.0	429.2	233.7	23.7	72.3	6.3	6.4	34.8
KXC3339	182.8	401.5	218.0	22.6	71.1	6.6	6.8	31.3
KXC3342	185.1	403.4	216.9	22.5	72.3	6.6	6.8	32.8
KXC3346	195.6	434.1	234.2	23.3	69.5	6.3	6.5	33.4
KXC3347	185.1	403.5	217.6	22.2	73.8	6.5	6.8	33.5
LG 32257	179.7	391.3	209.1	20.6	74.7	6.8	7.0	34.4
KWS Chiasso	184.8	411.7	219.9	21.9	73.2	6.5	6.8	33.0
Angeleen	195.8	424.4	231.6	22.5	70.0	6.5	6.7	33.7
Qualito	181.5	401.9	214.8	21.6	70.6	6.6	6.9	31.1
Bezugsgrösse(n)	186.0	411.3	218.9	22.2	68.7	6.5	6.8	30.6
Versuchs-Mittel	190.8	416.9	225.3	22.6	71.6	6.5	6.7	33.2
VK [%]	5.8	4.8	6.0	6.9	5.6	3.0	3.7	6.6
KGD (5%)	8.2	15.0	10.1	1.2	3.0	0.1	0.2	1.6
KGD (1%)	10.8	19.8	13.3	1.5	3.9	0.2	0.2	2.1
Versuchs-Streuung	11.0	20.2	13.5	1.6	4.0	0.2	0.3	2.2
FG Fehlerterm	308.0	308.0	306.0	306.0	308.0	308.0	308.0	308.0
Anz. Beob.	14.0	14.0	14.0	14.0	14.0	14.0	14.0	14.0
Anz. Orte	5.0	5.0	5.0	5.0	5.0	5.0	5.0	5.0
Minimum	174.9	383.4	206.8	20.0	67.3	6.2	6.4	30.3
Maximum	206.5	443.5	244.0	25.4	76.1	6.8	7.2	35.3

4.2.6 Details / Détails

Vigueur au départ [note] / Jugendentwicklung [Note]

Verfahren	Seriemittel	1260 Nyon	1567 Delley FR	3065 Habstetten	5643 Alikon AG
LG 31272	4.3 -----	5.5 -----	2.3 -----	3.7 ----	5.3 -----
P8086	4.8 -----	5.0 -----	3.0 -----	5.3 -----	5.0 -----
KWS Milandro	4.2 -----	4.5 ---	1.3 --	5.3 -----	4.0 ----
Meluseen	4.4 -----	5.0 -----	1.7 ---	4.3 -----	5.3 -----
KWS Adorado	4.2 -----	5.0 -----	1.0 -	4.7 -----	5.7 -----
SY Opale	4.1 -----	5.0 -----	1.7 ---	4.0 -----	5.0 -----
DKC3434	4.3 -----	6.0 -----	2.3 -----	4.7 -----	4.0 ----
Pilgrim	4.7 -----	5.0 -----	2.0 ---	5.3 -----	5.7 -----
LG 31251	3.3 -	5.0 -----	1.0 -	2.7 -	3.0 -
EX3428	4.5 -----	5.5 -----	2.7 -----	3.7 ----	4.7 -----
P8317	4.9 -----	5.0 -----	3.3 -----	5.7 -----	5.3 -----
P82703	5.0 -----	4.5 ---	3.3 -----	5.7 -----	5.7 -----
KXC2321	4.0 -----	5.0 -----	1.0 -	4.3 -----	4.3 -----
KXC3123	4.4 -----	5.5 -----	2.7 -----	4.7 -----	4.0 ----
Farmirella	4.0 -----	6.0 -----	1.0 -	4.3 -----	4.3 -----
LZM272/34	3.7 ---	5.0 -----	1.0 -	3.3 ---	4.3 -----
LZM273/63	4.1 -----	5.5 -----	2.0 ---	3.7 ----	4.3 -----
LG 31271	4.1 -----	5.0 -----	2.0 ---	4.0 -----	4.0 ----
EY3533	4.3 -----	5.0 -----	2.3 -----	4.7 -----	4.7 -----
SU Keldeo	4.2 -----	5.5 -----	1.7 ---	4.3 -----	4.0 ----
LID1145C	4.7 -----	4.5 ---	3.7 -----	5.0 -----	5.3 -----
LID1810C	4.0 -----	5.5 -----	1.3 --	3.7 ----	3.7 ---
(RGT Galopixx)	4.3 -----	5.5 -----	1.7 ---	5.0 -----	4.3 -----
SA1172	3.9 ----	5.5 -----	1.3 --	4.0 -----	4.3 -----
SA1342	4.2 -----	5.5 -----	1.7 ---	4.7 -----	4.3 -----
SA1362	4.1 -----	4.5 ---	1.3 --	4.3 -----	4.7 -----
SB0793	4.9 -----	4.0 -	3.3 -----	5.3 -----	6.0 -----
1082D244-01	4.8 -----	5.5 -----	2.0 ---	5.7 -----	5.3 -----
KXC3339	4.3 -----	5.5 -----	1.3 --	4.7 -----	4.7 -----
KXC3342	4.2 -----	5.0 -----	1.3 --	5.0 -----	5.3 -----
KXC3346	4.1 -----	5.0 -----	2.0 ---	3.7 ----	5.3 -----
KXC3347	4.5 -----	5.5 -----	1.7 ---	5.3 -----	4.7 -----
LG 32257	4.2 -----	5.0 -----	2.0 ---	5.0 -----	4.7 -----
KWS Chiasso	4.5 -----	5.5 -----	2.3 -----	4.7 -----	5.0 -----
Angeleen	4.1 -----	4.5 ---	2.0 ---	4.3 -----	4.0 ----
Qualito	4.2 -----	4.5 ---	1.7 ---	5.0 -----	4.7 -----
-Bezugsgrösse(n)	4.2 -----	4.8 ----	1.2 -	5.0 -----	4.8 -----
Versuchs-Mittel	4.3 -----	5.1 -----	1.9 ----	4.5 -----	4.7 -----
VK [%]	12.8	9.5	26.2	10.7	13.5
KGD (5%)	0.3	ns	0.8	0.8	1.0
KGD (1%)	0.4	ns	1.1	1.1	1.4
Versuchs-Streuung	0.5	0.5	0.5	0.5	0.6
FG Fehlerterm	445.0	35.0	68.0	68.0	68.0
Anz. Beob.	20.0	2.0	3.0	3.0	3.0

Varianz-Analyse

	S.Q.	FG	F-Wert	F(95%)	P0
Verfahren	83.5	35	7.90 ***	1.45	0.0000
Anbauorte	765.1	6	422.35 ***	2.12	0.0000
WW Verf.*Anb.Orte	145.6	210	2.30 ***	1.21	0.0002
Fehler	134.4	445			
Insgesamt	1128.6	696			

Vigueur au départ [note] / Jugendentwicklung [Note]

Verfahren	8046		8193		8566	
	Reckenholz ZH		Eglisau ZH		Ellighausen TG	
LG 31272	4.7	----	4.7	----	4.0	----
P8086	5.7	-----	5.0	-----	4.7	-----
KWS Milandro	5.7	-----	5.0	-----	3.7	---
Meluseen	5.7	-----	5.0	-----	4.0	----
KWS Adorado	5.3	-----	4.7	----	3.3	-
SY Opale	4.7	----	5.0	-----	3.3	-
DKC3434	4.3	--	4.7	----	4.0	----
Pilgrim	5.7	-----	5.3	-----	4.0	----
LG 31251	4.0	-	4.3	---	3.3	-
EX3428	4.7	----	5.7	-----	4.3	-----
P8317	5.7	-----	4.7	----	4.7	-----
P82703	6.0	-----	5.3	-----	4.7	-----
KXC2321	5.0	-----	5.0	-----	3.3	-
KXC3123	5.7	-----	4.7	----	3.7	---
Farmirella	4.3	--	4.7	----	3.3	-
LZM272/34	4.3	--	4.3	---	3.7	---
LZM273/63	5.0	-----	4.7	----	3.7	---
LG 31271	5.3	-----	4.3	---	4.3	-----
EY3533	4.7	----	5.0	-----	3.7	---
SU Keldeo	4.3	--	4.7	----	4.7	-----
LID1145C	5.0	-----	5.3	-----	4.3	-----
LID1810C	5.0	-----	5.3	-----	3.7	---
(RGT Galopixx)	5.3	-----	4.7	----	3.7	---
SA1172	4.3	--	4.0	-	3.7	---
SA1342	4.7	----	5.0	-----	3.3	-
SA1362	5.0	-----	4.7	----	4.3	-----
SB0793	5.3	-----	5.0	-----	5.0	-----
1082D244-01	6.0	-----	5.0	-----	4.0	----
KXC3339	5.0	-----	5.0	-----	3.7	---
KXC3342	5.0	-----	4.3	---	3.7	---
KXC3346	4.7	----	4.7	----	3.7	---
KXC3347	5.0	-----	5.0	-----	4.0	-----
LG 32257	5.0	-----	4.3	---	3.7	---
KWS Chiasso	5.7	-----	5.0	-----	3.7	---
Angeleen	5.0	-----	4.7	----	4.0	-----
Qualito	5.0	-----	5.0	-----	3.7	---
-Bezugsgrösse(n)	5.5	-----	4.8	-----	3.5	--
Versuchs-Mittel	5.0	-----	4.8	-----	3.9	----
VK [%]	11.6		9.4		16.2	
KGD (5%)	1.0		0.7		ns	
KGD (1%)	1.3		ns		ns	
Versuchs-Streuung	0.6		0.5		0.6	
FG Fehlerterm	68.0		70.0		68.0	
Anz. Beob.	3.0		3.0		3.0	

Période semis – floraison femelles [jours] / Zeit Saat – weibl. Blüte [Tage]

Verfahren	Seriemittel	1260 Nyon	3065 Habstetten	8046 Reckenholz ZH	8566 Ellighausen TG
LG 31272	68.9	72.0	64.3	78.0	61.3
P8086	69.5	74.5	64.3	78.3	61.0
KWS Milandro	66.9	71.0	62.3	76.0	58.3
Meluseen	68.7	71.5	64.3	77.7	61.3
KWS Adorado	67.6	72.5	62.7	76.7	58.7
SY Opale	68.0	71.5	62.7	77.7	60.0
DKC3434	68.7	72.0	64.3	76.7	61.7
Pilgrim	69.0	73.0	64.7	78.3	60.0
LG 31251	67.3	71.0	62.0	77.3	58.7
EX3428	69.3	73.0	64.7	78.7	60.7
P8317	70.8	74.5	65.7	80.0	63.0
P82703	70.7	75.0	65.0	80.0	62.7
KXC2321	68.9	71.5	64.7	78.7	60.7
KXC3123	66.6	70.5	61.3	76.3	58.3
Farmirella	68.4	72.0	64.0	77.3	60.3
LZM272/34	68.3	72.0	63.7	77.7	60.0
LZM273/63	70.3	74.0	65.7	79.7	61.7
LG 31271	69.4	73.5	64.3	78.3	61.3
EY3533	68.9	72.0	64.7	78.7	60.3
SU Keldeo	69.5	73.0	64.7	78.7	61.7
LID1145C	69.8	74.0	65.0	79.3	61.0
LID1810C	65.9	70.5	61.0	74.7	57.3
(RGT Galopixx)	68.3	72.5	63.3	77.7	59.7
SA1172	67.9	72.0	63.3	77.0	59.3
SA1342	68.6	71.5	64.0	78.0	61.0
SA1362	70.4	74.0	66.3	79.0	62.3
SB0793	70.7	75.0	66.3	79.0	62.3
1082D244-01	70.9	75.0	67.0	79.3	62.3
KXC3339	68.6	71.5	64.7	77.7	60.7
KXC3342	68.6	72.0	63.7	77.7	61.0
KXC3346	68.8	71.5	64.3	78.3	61.0
KXC3347	69.6	72.5	65.7	79.7	60.7
LG 32257	67.5	71.5	63.3	77.0	58.0
KWS Chiasso	68.0	71.5	64.0	77.7	58.7
Angeleen	68.5	72.5	63.3	77.3	60.7
Qualito	68.0	71.5	63.7	76.7	60.0
-Bezugsgrösse(n)	67.3	71.8	62.5	76.3	58.5
Versuchs-Mittel	68.8	72.5	64.1	78.0	60.5
VK [%]	1.2	0.9	1.5	1.1	1.1
KGD (5%)	0.7	1.4	1.6	1.4	1.1
KGD (1%)	0.9	1.8	2.1	1.9	1.5
Versuchs-Streuung	0.8	0.7	1.0	0.9	0.7
FG Fehlerterm	239.0	35.0	68.0	68.0	68.0
Anz. Beob.	11.0	2.0	3.0	3.0	3.0

Varianz-Analyse

	S.Q.	FG	F-Wert	F(95%)	P0
Verfahren	546.5	35	23.07 ***	1.47	0.0000
Anbauorte	18632.8	3	9176.69 ***	2.64	0.0000
WW Verf.*Anb.Orte	102.4	105	1.44 ns	1.30	
Fehler	161.8	239			
Insgesamt	19443.4	382			

Période semis – floraison mâles [jours] / Zeit Saat – männl. Blüte [Tage]

Verfahren	Seriemittel	1260 Nyon	3065 Habstetten	8046 Reckenholz ZH	8566 Ellighausen TG
LG 31272	69.3	71.0	65.3	79.0	62.0
P8086	69.7	73.0	64.7	79.0	62.0
KWS Milandro	67.5	70.5	62.7	77.7	59.3
Meluseen	69.3	70.5	65.7	78.7	62.3
KWS Adorado	67.3	71.0	62.3	76.7	59.3
SY Opale	67.6	70.5	62.3	77.7	60.0
DKC3434	68.4	70.5	64.7	77.3	61.0
Pilgrim	69.5	71.0	66.3	79.3	61.3
LG 31251	67.0	70.5	61.3	77.0	59.0
EX3428	69.9	71.5	66.3	79.7	62.0
P8317	71.2	74.0	67.0	80.0	63.7
P82703	70.4	73.5	65.3	80.3	62.3
KXC2321	68.5	70.5	65.0	78.3	60.0
KXC3123	67.6	70.5	62.3	77.7	60.0
Farmirella	68.4	71.0	64.3	78.3	60.0
LZM272/34	68.4	70.5	64.0	78.3	60.7
LZM273/63	69.8	72.0	65.7	79.7	62.0
LG 31271	69.1	71.5	64.3	79.3	61.3
EY3533	70.7	73.5	66.3	80.3	62.7
SU Keldeo	70.4	73.0	66.3	79.0	63.3
LID1145C	69.9	72.0	66.0	80.0	61.7
LID1810C	66.8	71.0	61.0	76.3	59.0
(RGT Galopixx)	67.8	71.0	63.3	77.3	59.7
SA1172	67.9	71.0	63.3	77.7	59.7
SA1342	68.9	70.5	65.3	78.7	61.0
SA1362	69.8	72.5	66.0	79.0	61.7
SB0793	70.7	73.5	66.7	79.3	63.3
1082D244-01	70.5	73.5	66.3	79.3	62.7
KXC3339	69.6	72.0	66.3	78.3	61.7
KXC3342	67.9	70.5	63.3	77.0	60.7
KXC3346	69.0	71.0	64.7	79.0	61.3
KXC3347	69.3	70.5	66.7	79.7	60.3
LG 32257	67.5	70.5	63.0	77.7	58.7
KWS Chiasso	68.1	70.5	64.0	78.0	60.0
Angeleen	68.3	70.5	63.3	78.3	61.0
Qualito	67.5	70.5	63.3	77.0	59.3
-Bezugsgrösse(n)	67.4	70.8	62.5	77.2	59.3
Versuchs-Mittel	68.9	71.4	64.6	78.5	61.0
VK [%]	1.3	1.0	1.6	1.1	1.1
KGD (5%)	0.7	1.4	1.7	1.5	1.1
KGD (1%)	1.0	1.9	2.3	1.9	1.4
Versuchs-Streuung	0.9	0.7	1.1	0.9	0.7
FG Fehlerterm	239.0	35.0	68.0	68.0	68.0
Anz. Beob.	11.0	2.0	3.0	3.0	3.0

Varianz-Analyse

	S.Q.	FG	F-Wert	F(95%)	P0
Verfahren	536.8	35	20.64 ***	1.47	0.0000
Anbauorte	17773.9	3	7972.42 ***	2.64	0.0000
WW Verf.*Anb.Orte	135.1	105	1.73 ns	1.30	
Fehler	177.6	239			
Insgesamt	18623.5	382			

Hauteur [cm] / Pflanzenhöhe [cm]

Verfahren	Seriemittel	1260 Nyon	3065 Habstetten	8046 Reckenholz ZH	8566 Ellighausen TG
LG 31272	301.5	267.5	311.7	326.7	300.0
P8086	297.9	240.0	318.3	336.7	296.7
KWS Milandro	292.5	260.0	311.7	311.7	286.7
Meluseen	292.9	260.0	305.0	313.3	293.3
KWS Adorado	289.8	262.5	306.7	313.3	276.7
SY Opale	290.8	265.0	308.3	306.7	283.3
DKC3434	307.7	272.5	325.0	326.7	306.7
Pilgrim	269.2	245.0	278.3	290.0	263.3
LG 31251	296.3	275.0	306.7	323.3	280.0
EX3428	290.0	255.0	295.0	310.0	300.0
P8317	299.6	260.0	315.0	316.7	306.7
P82703	311.0	277.5	318.3	335.0	313.3
KXC2321	301.7	265.0	320.0	321.7	300.0
KXC3123	284.6	250.0	295.0	310.0	283.3
Farmirella	279.6	255.0	286.7	306.7	270.0
LZM272/34	294.2	265.0	306.7	318.3	286.7
LZM273/63	305.8	260.0	320.0	333.3	310.0
LG 31271	294.2	260.0	318.3	325.0	273.3
EY3533	305.0	255.0	321.7	340.0	303.3
SU Keldeo	293.8	260.0	313.3	318.3	283.3
LID1145C	283.1	237.5	290.0	308.3	296.7
LID1810C	297.3	282.5	303.3	313.3	290.0
(RGT Galopixx)	289.6	250.0	305.0	306.7	296.7
SA1172	300.0	275.0	301.7	330.0	293.3
SA1342	292.1	255.0	303.3	316.7	293.3
SA1362	297.5	250.0	315.0	318.3	306.7
SB0793	295.2	257.5	316.7	313.3	293.3
1082D244-01	305.8	270.0	323.3	333.3	296.7
KXC3339	297.1	250.0	320.0	328.3	290.0
KXC3342	302.9	275.0	320.0	316.7	300.0
KXC3346	313.3	280.0	326.7	343.3	303.3
KXC3347	294.0	272.5	310.0	306.7	286.7
LG 32257	285.6	257.5	298.3	313.3	273.3
KWS Chiasso	274.4	252.5	291.7	290.0	263.3
Angeleen	298.3	260.0	313.3	320.0	300.0
Qualito	297.5	265.0	318.3	320.0	286.7
-Bezugsgrösse(n)	291.1	261.3	309.2	312.5	281.7
Versuchs-Mittel	295.0	261.1	309.4	318.4	291.3
VK [%]	3.4	4.1	2.5	3.3	3.9
KGD (5%)	8.4	21.6	12.6	16.9	18.3
KGD (1%)	11.1	ns	16.7	22.4	24.3
Versuchs-Streuung	10.0	10.6	7.7	10.4	11.3
FG Fehlerterm	241.0	35.0	68.0	68.0	70.0
Anz. Beob.	11.0	2.0	3.0	3.0	3.0

Varianz-Analyse

	S.Q.	FG	F-Wert	F(95%)	P0
Verfahren	34293.0	35	9.77 ***	1.47	0.0000
Anbauorte	189691.9	3	630.62 ***	2.64	0.0000
WW Verf.*Anb.Orte	19744.5	105	1.88 ***	1.30	0.0007
Fehler	24164.4	241			
Insgesamt	267893.7	384			

Hauteur de l'épi [cm] / Ansatzhöhe des obersten Kolbens [cm]

Verfahren	Seriemittel	1260 Nyon	3065 Habstetten	8046 Reckenholz ZH	8566 Ellighausen TG
LG 31272	144.0 -----	157.5 -----	146.7 -----	141.7 -----	130.0 -----
P8086	112.3 -	107.5 ---	128.3 ----	113.3 -	100.0 --
KWS Milandro	117.9 ---	115.0 ----	125.0 ---	128.3 ----	103.3 ---
Meluseen	120.8 ----	120.0 ----	123.3 ---	123.3 ---	116.7 ----
KWS Adorado	121.7 ----	120.0 ----	130.0 ----	130.0 ----	106.7 ----
SY Opale	116.7 ---	120.0 ----	120.0 --	120.0 ---	106.7 ----
DKC3434	118.5 ---	117.5 ----	126.7 ----	126.7 ----	103.3 ---
Pilgrim	118.1 ---	127.5 ----	126.7 ----	125.0 ----	93.3 -
LG 31251	128.5 ----	117.5 ----	138.3 ----	135.0 ----	123.3 ----
EX3428	120.8 ----	120.0 ----	126.7 ----	130.0 ----	106.7 ----
P8317	139.2 -----	145.0 -----	145.0 -----	136.7 -----	130.0 -----
P82703	131.5 -----	142.5 -----	130.0 ----	133.3 -----	120.0 -----
KXC2321	126.9 -----	122.5 ----	136.7 -----	125.0 ----	123.3 -----
KXC3123	115.8 --	105.0 ---	118.3 -	133.3 -----	106.7 ----
Farmirella	125.2 ----	137.5 -----	125.0 ---	128.3 ----	110.0 ----
LZM272/34	125.6 ----	127.5 ----	130.0 ----	135.0 ----	110.0 ----
LZM273/63	129.6 ----	135.0 ----	125.0 ---	131.7 ----	126.7 ----
LG 31271	132.5 ----	135.0 ----	138.3 ----	140.0 ----	116.7 ----
EY3533	140.2 -----	142.5 -----	146.7 -----	145.0 -----	126.7 ----
SU Keldeo	121.3 ----	120.0 ----	126.7 ----	125.0 ----	113.3 ----
LID1145C	126.3 ----	130.0 ----	131.7 ----	130.0 ----	113.3 ----
LID1810C	119.0 ---	137.5 -----	120.0 --	125.0 ----	93.3 -
(RGT Galopixx)	120.4 ----	120.0 ----	131.7 ----	123.3 ---	106.7 ----
SA1172	141.5 -----	147.5 -----	136.7 ----	145.0 -----	136.7 -----
SA1342	117.3 ---	115.0 ----	128.3 ---	122.7 ---	103.3 ---
SA1362	132.3 -----	117.5 ----	145.0 -----	143.3 -----	123.3 -----
SB0793	129.8 ----	127.5 ----	135.0 ----	133.3 ----	123.3 -----
1082D244-01	140.4 -----	130.0 ----	155.0 -----	143.3 -----	133.3 -----
KXC3339	135.0 -----	130.0 ----	136.7 ----	146.7 -----	126.7 ----
KXC3342	120.4 ----	110.0 ---	136.7 ----	121.7 ---	113.3 ----
KXC3346	123.1 ----	132.5 -----	123.3 ---	123.3 ----	113.3 ----
KXC3347	129.4 ----	127.5 ----	140.0 ----	130.0 ----	120.0 ----
LG 32257	113.3 --	125.0 ----	115.0 -	120.0 ---	93.3 -
KWS Chiasso	114.2 --	125.0 ----	115.0 -	116.7 --	100.0 --
Angeleen	122.3 ----	112.5 ----	135.0 ----	125.0 ----	116.7 ----
Qualito	109.8 -	92.5 -	123.3 ---	116.7 --	106.7 ----
-Bezugsgrösse(n)	119.8 ----	117.5 ----	127.5 ----	129.2 ----	105.0 ---
Versuchs-Mittel	125.0 ----	125.4 ----	131.2 ----	129.8 ----	113.8 ----
VK [%]	9.3	9.3	9.6	7.3	10.9
KGD (5%)	9.7	23.6	20.6	15.4	20.2
KGD (1%)	12.8	31.6	ns	20.5	26.8
Versuchs-Streuung	11.6	11.6	12.6	9.5	12.4
FG Fehlerterm	241.0	35.0	68.0	68.0	70.0
Anz. Beob.	11.0	2.0	3.0	3.0	3.0

Varianz-Analyse

	S.Q.	FG	F-Wert	F(95%)	P0
Verfahren	30570.3	35	6.50 ***	1.47	0.0000
Anbauorte	18474.2	3	45.86 ***	2.64	0.0000
WW Verf.*Anb.Orte	14468.1	105	1.03 ns	1.30	
Fehler	32364.2	241			
Insgesamt	95876.7	384			

Hauteur relative de l'épi [%] / Relative Kolbenansatzhöhe [%]

Verfahren	Seriemittel	1260 Nyon	3065 Habstetten	8046 Reckenholz ZH	8566 Ellighausen TG
LG 31272	48.2 -----	59.0 -----	46.9 -----	43.4 -----	43.4 -----
P8086	38.1 --	44.7 ----	40.3 ---	33.6 -	33.7 --
KWS Milandro	40.4 ----	44.4 ----	40.1 ---	41.2 -----	36.1 ---
Meluseen	41.5 -----	46.2 -----	40.5 ---	39.4 -----	39.8 -----
KWS Adorado	42.1 -----	45.9 -----	42.4 -----	41.5 -----	38.5 -----
SY Opale	40.3 ----	45.3 ----	39.0 --	39.2 ----	37.7 ----
DKC3434	38.7 --	43.3 ----	38.9 --	38.9 ----	33.7 --
Pilgrim	44.0 -----	52.0 -----	45.5 -----	43.1 -----	35.3 ---
LG 31251	43.4 -----	42.7 ----	45.2 -----	41.7 -----	44.0 -----
EX3428	41.9 -----	47.2 -----	42.9 -----	42.0 -----	35.5 ---
P8317	46.8 -----	55.8 -----	46.1 -----	43.3 -----	42.2 -----
P82703	42.6 -----	51.3 -----	40.8 ----	39.8 -----	38.4 -----
KXC2321	42.2 -----	46.2 ----	42.7 ----	38.9 ----	41.1 -----
KXC3123	40.7 ----	42.0 ----	40.2 ---	43.0 -----	37.6 ----
Farmirella	45.1 -----	53.9 -----	43.6 -----	42.0 -----	40.7 -----
LZM272/34	42.8 -----	48.0 -----	42.4 ----	42.5 -----	38.4 ----
LZM273/63	42.8 -----	51.8 -----	39.1 --	39.5 -----	40.8 -----
LG 31271	45.3 -----	51.9 -----	43.4 ----	43.1 -----	42.7 -----
EY3533	46.5 -----	55.8 -----	45.6 -----	42.7 -----	41.8 -----
SU Keldeo	41.5 ----	46.2 ----	40.4 ---	39.2 ----	40.1 ----
LID1145C	45.1 -----	54.8 -----	45.4 -----	42.2 -----	38.2 ----
LID1810C	40.0 ---	48.7 ----	39.5 --	39.9 ----	32.1 -
(RGT Galopixx)	41.9 ----	48.0 ----	43.2 ----	40.5 ----	35.9 ---
SA1172	47.4 -----	53.6 -----	45.3 -----	43.9 -----	46.6 -----
SA1342	40.3 ----	44.9 ----	42.3 ----	38.7 ----	35.2 ---
SA1362	44.6 -----	47.0 ----	46.0 -----	45.0 -----	40.2 ----
SB0793	44.2 -----	49.5 -----	42.6 ----	42.6 -----	42.1 -----
1082D244-01	46.1 -----	48.4 ----	47.9 -----	43.0 -----	44.9 -----
KXC3339	45.8 -----	51.9 -----	42.8 ----	44.7 -----	43.7 -----
KXC3342	39.8 ---	40.0 ---	42.7 ----	38.5 ----	37.8 ----
KXC3346	39.6 ---	47.3 -----	37.8 -	35.9 ---	37.4 ----
KXC3347	44.1 -----	46.8 ----	45.1 -----	42.5 -----	41.8 -----
LG 32257	39.9 ---	48.5 ----	38.5 -	38.3 ----	34.2 --
KWS Chiasso	41.8 ----	49.5 -----	39.5 --	40.2 ----	38.0 ----
Angeleen	41.1 ----	43.3 ----	43.1 -----	39.1 ----	38.9 ----
Qualito	36.8 -	34.9 -	38.8 --	36.5 ---	37.1 ----
-Bezugsgrösse(n)	41.3 ----	45.1 ----	41.3 ----	41.3 -----	37.3 ----
Versuchs-Mittel	42.6 -----	48.1 -----	42.4 -----	40.8 -----	39.1 -----
VK [%]	9.2	8.9	9.5	8.4	10.4
KGD (5%)	3.3	8.6	ns	5.6	6.6
KGD (1%)	4.3	11.6	ns	ns	8.8
Versuchs-Streuung	3.9	4.3	4.0	3.4	4.1
FG Fehlerterm	241.0	35.0	68.0	68.0	70.0
Anz. Beob.	11.0	2.0	3.0	3.0	3.0

Varianz-Analyse

	S.Q.	FG	F-Wert	F(95%)	P0
Verfahren	2918.5	35	5.43 ***	1.47	0.0000
Anbauorte	4522.3	3	98.23 ***	2.64	0.0000
WW Verf.*Anb.Orte	1874.6	105	1.16 ns	1.30	
Fehler	3698.5	241			
Insgesamt	13013.9	384			

Green snapping [%] / Green snapping [%]

Verfahren	Seriemittel	1260 Nyon	3065 Habstetten
LG 31272	0.0 -	0.0 -	0.0 -
P8086	0.4 -----	0.0 -	0.8 -----
KWS Milandro	0.0 -	0.0 -	0.0 -
Meluseen	0.2 ----	0.0 -	0.4 ----
KWS Adorado	0.0 -	0.0 -	0.0 -
SY Opale	0.0 -	0.0 -	0.0 -
DKC3434	0.0 -	0.0 -	0.0 -
Pilgrim	0.0 -	0.0 -	0.0 -
LG 31251	0.5 -----	0.6 -----	0.4 ----
EX3428	0.0 -	0.0 -	0.0 -
P8317	0.0 -	0.0 -	0.0 -
P82703	0.0 -	0.0 -	0.0 -
KXC2321	0.3 -----	0.6 -----	0.0 -
KXC3123	0.0 -	0.0 -	0.0 -
Farmirella	0.0 -	0.0 -	0.0 -
LZM272/34	0.0 -	0.0 -	0.0 -
LZM273/63	0.0 -	0.0 -	0.0 -
LG 31271	0.2 ----	0.0 -	0.4 ----
EY3533	0.0 -	0.0 -	0.0 -
SU Keldeo	0.0 -	0.0 -	0.0 -
LID1145C	0.4 -----	0.7 -----	0.0 -
LID1810C	0.0 -	0.0 -	0.0 -
(RGT Galopixx)	0.0 -	0.0 -	0.0 -
SA1172	0.0 -	0.0 -	0.0 -
SA1342	0.0 -	0.0 -	0.0 -
SA1362	0.0 -	0.0 -	0.0 -
SB0793	0.2 ----	0.0 -	0.5 -----
1082D244-01	0.4 -----	0.0 -	0.9 -----
KXC3339	0.3 -----	0.6 -----	0.0 -
KXC3342	0.0 -	0.0 -	0.0 -
KXC3346	0.0 -	0.0 -	0.0 -
KXC3347	0.3 -----	0.6 -----	0.0 -
LG 32257	0.0 -	0.0 -	0.0 -
KWS Chiasso	0.3 -----	0.6 -----	0.0 -
Angeleen	0.0 -	0.0 -	0.0 -
Qualito	0.0 -	0.0 -	0.0 -
-Bezugsgrösse(n)	0.0 -	0.0 -	0.0 -
Versuchs-Mittel	0.1 ---	0.1 --	0.1 --
VK [%]	406.2	352.2	444.5
KGD (5%)	ns	ns	ns
KGD (1%)	ns	ns	ns
Versuchs-Streuung	0.4	0.4	0.4
FG Fehlerterm	103.0	35.0	68.0
Anz. Beob.	5.0	2.0	3.0

Varianz-Analyse

	S.Q.	FG	F-Wert	F(95%)	P0
Verfahren	4.3	35	0.80 ns	1.54	0.7761
Anbauorte	0.0	1	0.02 ns	3.93	0.8815
WW Verf.*Anb.Orte	4.9	35	0.90 ns	1.54	0.6322
Fehler	16.0	103			
Insgesamt	25.2	174			

Verse en végétation [%] / Wurzellagerung Vegetation [%]

Verfahren	Seriemittel	1260 Nyon	8566 Ellighausen TG
LG 31272	13.8 ----	2.5 --	25.0 ----
P8086	6.3 --	0.0 -	12.5 --
KWS Milandro	20.8 -----	0.0 -	41.7 -----
Meluseen	10.4 ---	0.0 -	20.8 ---
KWS Adorado	29.2 -----	0.0 -	58.3 -----
SY Opale	12.5 ----	0.0 -	25.0 ----
DKC3434	10.4 ---	0.0 -	20.8 ---
Pilgrim	22.1 -----	27.5 -----	16.7 --
LG 31251	33.3 -----	0.0 -	66.7 -----
EX3428	12.5 ----	0.0 -	25.0 ----
P8317	10.4 ---	0.0 -	20.8 ---
P82703	14.6 ----	0.0 -	29.2 ----
KXC2321	18.8 ----	0.0 -	37.5 ----
KXC3123	8.3 --	0.0 -	16.7 --
Farmirella	11.4 ---	2.0 -	20.8 ---
LZM272/34	35.4 -----	0.0 -	70.8 -----
LZM273/63	12.5 ----	0.0 -	25.0 ----
LG 31271	37.5 -----	0.0 -	75.0 -----
EY3533	27.9 -----	22.5 -----	33.3 ----
SU Keldeo	21.1 -----	0.5 -	41.7 -----
LID1145C	8.3 --	0.0 -	16.7 --
LID1810C	10.1 ---	3.5 --	16.7 --
(RGT Galopixx)	16.7 ----	0.0 -	33.3 ----
SA1172	14.6 ----	0.0 -	29.2 ----
SA1342	2.1 -	0.0 -	4.2 -
SA1362	16.7 ----	0.0 -	33.3 ----
SB0793	22.9 -----	0.0 -	45.8 -----
1082D244-01	22.9 -----	0.0 -	45.8 -----
KXC3339	16.7 ----	0.0 -	33.3 ----
KXC3342	27.1 -----	0.0 -	54.2 -----
KXC3346	16.7 ----	0.0 -	33.3 ----
KXC3347	8.3 --	0.0 -	16.7 --
LG 32257	16.7 ----	0.0 -	33.3 ----
KWS Chiasso	10.4 ---	0.0 -	20.8 ---
Angeleen	12.5 ---	0.0 -	25.0 ----
Qualito	22.9 -----	0.0 -	45.8 -----
-Bezugsgrösse(n)	25.0 -----	0.0 -	50.0 -----
Versuchs-Mittel	17.1 ----	1.6 -	32.5 ----
VK [%]	76.2	507.6	45.8
KGD (5%)	16.3	ns	24.3
KGD (1%)	21.6	ns	32.2
Versuchs-Streuung	13.0	8.2	14.9
FG Fehlerterm	103.0	35.0	68.0
Anz. Beob.	5.0	2.0	3.0

Varianz-Analyse

	S.Q.	FG	F-Wert	F(95%)	P0
Verfahren	12400.3	35	2.09 **	1.54	0.0022
Anbauorte	42962.6	1	253.55 ***	3.93	0.0000
WW Verf.*Anb.Orte	14951.5	35	2.52 ***	1.54	0.0005
Fehler	17452.4	103			
Insgesamt	87766.8	174			

Verse à la récolte [%] / Wurzellagerung Ernte [%]

Verfahren	Seriemittel	1567 Delley FR
LG 31272	1.2 -	1.2 -
P8086	0.0 -	0.0 -
KWS Milandro	0.0 -	0.0 -
Meluseen	0.0 -	0.0 -
KWS Adorado	0.0 -	0.0 -
SY Opale	0.0 -	0.0 -
DKC3434	0.0 -	0.0 -
Pilgrim	0.0 -	0.0 -
LG 31251	1.2 -	1.2 -
EX3428	0.0 -	0.0 -
P8317	1.2 -	1.2 -
P82703	0.0 -	0.0 -
KXC2321	0.0 -	0.0 -
KXC3123	0.0 -	0.0 -
Farmirella	1.2 -	1.2 -
LZM272/34	2.5 --	2.5 --
LZM273/63	17.5 -----	17.5 -----
LG 31271	2.5 --	2.5 --
EY3533	1.2 -	1.2 -
SU Keldeo	2.5 --	2.5 --
LID1145C	0.0 -	0.0 -
LID1810C	5.0 ---	5.0 ---
(RGT Galopixx)	1.2 -	1.2 -
SA1172	1.2 -	1.2 -
SA1342	1.2 -	1.2 -
SA1362	7.5 -----	7.5 -----
SB0793	0.0 -	0.0 -
1082D244-01	6.2 ----	6.2 ----
KXC3339	0.0 -	0.0 -
KXC3342	0.0 -	0.0 -
KXC3346	0.0 -	0.0 -
KXC3347	0.0 -	0.0 -
LG 32257	6.2 ----	6.2 ----
KWS Chiasso	0.0 -	0.0 -
Angeleen	3.7 ---	3.7 ---
Qualito	0.0 -	0.0 -
-Bezugsgrösse(n)	0.0 -	0.0 -
Versuchs-Mittel	1.7 --	1.7 --
VK [%]	259.7	259.7
KGD (5%)	7.4	7.4
KGD (1%)	ns	ns
Versuchs-Streuung	4.5	4.5
FG Fehlerterm	68.0	68.0
Anz. Beob.	3.0	3.0

Charbon [%] / Beulenbrand [%]

Verfahren	Seriemittel	1260 Nyon	1567 Delley FR	3065 Habstetten	5643 Alikon AG
LG 31272	1.8 ---	9.7 ---	1.5 -	0.0 -	1.0 --
P8086	3.2 -----	7.6 ---	7.4 ----	1.8 ----	1.6 ---
KWS Milandro	2.4 ----	5.3 --	6.9 ---	0.3 -	4.0 -----
Meluseen	1.8 ---	5.6 --	3.7 --	0.8 --	1.7 ---
KWS Adorado	1.2 --	1.2 -	3.7 --	0.4 -	1.6 ---
SY Opale	5.8 -----	11.5 ----	18.5 -----	0.0 -	6.8 -----
DKC3434	4.9 -----	13.1 ----	9.7 ----	4.4 -----	1.0 --
Pilgrim	2.2 ---	7.8 ---	2.1 -	0.9 --	1.7 ---
LG 31251	4.6 -----	2.4 -	20.8 -----	4.3 -----	2.7 ----
EX3428	3.2 ----	6.7 ---	10.3 ----	1.2 ---	1.6 ---
P8317	7.6 -----	33.7 -----	11.1 ----	5.3 -----	0.0 -
P82703	5.3 ----	13.9 ----	19.9 -----	1.3 ---	0.6 -
KXC2321	5.6 -----	15.8 ----	12.0 ----	4.8 -----	3.6 ----
KXC3123	2.0 ---	5.9 --	6.0 ---	0.7 --	0.5 -
Farmirella	3.1 ----	11.5 ----	6.5 ---	0.4 -	1.0 --
LZM272/34	3.3 ----	5.3 --	11.1 ----	1.5 ---	3.3 ----
LZM273/63	2.1 ---	4.7 --	5.1 --	1.2 ---	0.5 -
LG 31271	2.3 ---	6.6 ---	6.6 ---	0.8 --	2.2 ----
EY3533	2.9 ----	13.4 -----	5.3 ---	0.0 -	0.0 -
SU Keldeo	1.3 --	2.5 -	5.6 ---	0.4 -	0.0 -
LID1145C	1.4 --	1.9 -	6.9 ---	0.0 -	0.0 -
LID1810C	2.1 ---	0.6 -	7.5 ----	0.0 -	2.1 ----
(RGT Galopixx)	5.5 -----	12.8 ----	14.2 -----	2.1 ----	3.9 -----
SA1172	4.6 -----	15.0 ----	12.0 ----	0.0 -	1.5 ---
SA1342	2.8 ----	13.8 ----	4.6 --	0.0 -	0.5 -
SA1362	0.7 -	1.3 -	2.8 -	0.0 -	0.5 -
SB0793	0.3 -	0.0 -	2.3 -	0.0 -	0.0 -
1082D244-01	2.7 ----	8.8 ---	8.8 ----	0.4 -	1.1 --
KXC3339	1.1 --	1.2 -	5.1 --	0.0 -	0.0 -
KXC3342	2.9 ----	7.6 ---	9.7 ----	2.1 ----	0.6 -
KXC3346	2.6 ----	2.5 -	9.7 ----	1.1 ---	1.5 ---
KXC3347	1.2 --	3.4 --	4.2 --	0.4 -	0.0 -
LG 32257	1.9 ---	8.3 ---	3.7 --	0.0 -	0.0 -
KWS Chiasso	2.0 ---	4.6 --	4.8 --	0.8 --	0.5 -
Angeleen	2.6 ----	1.2 -	9.4 ----	0.4 -	0.5 -
Qualito	3.2 ----	4.7 --	8.3 ----	1.2 ---	3.1 ----
-Bezugsgrösse(n)	1.8 ---	3.3 --	5.3 ---	0.4 -	2.8 ----
Versuchs-Mittel	2.9 ----	7.6 ---	8.0 ----	1.1 ---	1.4 ---
VK [%]	98.0	67.0	66.4	120.1	149.4
KGD (5%)	1.8	10.3	8.7	2.1	ns
KGD (1%)	2.3	13.8	11.5	2.8	ns
Versuchs-Streuung	2.8	5.1	5.3	1.3	2.1
FG Fehlerterm	447.0	35.0	68.0	70.0	68.0
Anz. Beob.	20.0	2.0	3.0	3.0	3.0

Varianz-Analyse

	S.Q.	FG	F-Wert	F(95%)	P0
Verfahren	1867.5	35	6.62 ***	1.45	0.0000
Anbauorte	7031.8	6	145.48 ***	2.12	0.0000
WW Verf.*Anb.Orte	5298.2	210	3.13 ***	1.21	0.0000
Fehler	3600.9	447			
Insgesamt	17798.5	698			

Charbon [%] / Beulenbrand [%]

Verfahren	8046 Reckenholz ZH	8193 Eglisau ZH	8566 Ellighausen TG
LG 31272	0.0 -	0.0 -	0.6 -
P8086	0.0 -	1.7 -----	2.5 ----
KWS Milandro	0.0 -	0.5 ---	0.0 -
Meluseen	0.0 -	0.5 ---	0.0 -
KWS Adorado	0.0 -	0.0 -	1.3 --
SY Opale	1.1 -----	0.0 -	2.9 ----
DKC3434	0.0 -	1.1 -----	5.0 -----
Pilgrim	0.6 -----	0.0 -	2.4 ----
LG 31251	0.0 -	1.1 -----	1.1 --
EX3428	0.0 -	0.6 ---	1.8 ---
P8317	0.0 -	0.5 ---	2.4 ----
P82703	0.0 -	0.0 -	1.4 ---
KXC2321	0.0 -	0.0 -	2.8 ----
KXC3123	0.6 -----	0.0 -	0.0 -
Farmirella	0.0 -	2.2 -----	0.0 -
LZM272/34	0.5 -----	0.0 -	1.1 --
LZM273/63	0.5 -----	1.0 -----	1.7 ---
LG 31271	0.0 -	0.0 -	0.0 -
EY3533	1.0 -----	0.0 -	0.6 -
SU Keldeo	0.0 -	0.0 -	0.6 -
LID1145C	0.0 -	0.0 -	1.1 --
LID1810C	0.0 -	2.3 -----	2.5 ----
(RGT Galopixx)	1.1 -----	0.5 ---	3.7 -----
SA1172	0.0 -	2.1 -----	1.7 ---
SA1342	0.0 -	0.0 -	0.6 -
SA1362	0.0 -	0.0 -	0.5 -
SB0793	0.0 -	0.0 -	0.0 -
1082D244-01	0.0 -	0.0 -	0.0 -
KXC3339	0.0 -	0.0 -	1.1 --
KXC3342	0.0 -	0.0 -	0.6 -
KXC3346	0.0 -	0.6 ---	2.5 ----
KXC3347	0.0 -	0.0 -	0.6 -
LG 32257	0.5 -----	0.0 -	0.6 --
KWS Chiasso	1.1 -----	0.0 -	2.2 ----
Angeleen	0.0 -	0.0 -	6.9 -----
Qualito	0.5 -----	0.0 -	4.6 -----
-Bezugsgrösse(n)	0.0 -	0.3 --	0.6 --
Versuchs-Mittel	0.2 ---	0.4 --	1.6 ---
VK [%]	345.0	217.5	124.0
KGD (5%)	ns	1.5	3.2
KGD (1%)	ns	ns	4.3
Versuchs-Streuung	0.7	0.9	2.0
FG Fehlerterm	68.0	70.0	68.0
Anz. Beob.	3.0	3.0	3.0

Pyrales plantes touchées [%] / mit Maiszünsler befallene Pflanzen [%]

Verfahren	Seriemittel	5643		8046		8193		
		Alikon AG		Reckenholz ZH		Eglisau ZH		
LG 31272	0.0	-	0.0	-	0.0	-	0.0	-
P8086	0.6	---	0.0	-	1.1	---	0.6	-----
KWS Milandro	1.1	-----	1.0	---	1.6	----	0.6	-----
Meluseen	0.4	--	0.0	-	0.5	--	0.5	-----
KWS Adorado	0.6	---	0.6	--	1.1	---	0.0	-
SY Opale	0.5	---	1.0	---	0.0	-	0.6	-----
DKC3434	0.9	-----	0.0	-	2.1	-----	0.6	-----
Pilgrim	1.4	-----	0.0	-	4.2	-----	0.0	-
LG 31251	0.7	----	0.6	--	1.1	---	0.5	-----
EX3428	1.4	-----	0.5	--	3.1	-----	0.6	-----
P8317	0.2	-	0.0	-	0.5	--	0.0	-
P82703	0.4	--	1.1	----	0.0	-	0.0	-
KXC2321	2.1	-----	2.1	-----	4.4	-----	0.0	-
KXC3123	1.6	-----	0.5	--	3.1	-----	1.1	-----
Farmirella	0.4	--	0.0	-	1.1	---	0.0	-
LZM272/34	1.2	-----	0.5	--	3.2	-----	0.0	-
LZM273/63	0.4	--	0.0	-	1.1	---	0.0	-
LG 31271	1.1	-----	1.0	---	2.1	-----	0.0	-
EY3533	1.3	-----	0.0	-	3.2	-----	0.6	-----
SU Keldeo	1.1	-----	0.5	--	2.9	-----	0.0	-
LID1145C	0.9	-----	0.0	-	2.6	-----	0.0	-
LID1810C	0.5	---	0.5	--	1.1	---	0.0	-
(RGT Galopixx)	1.2	-----	1.4	----	2.2	-----	0.0	-
SA1172	0.3	--	0.0	-	1.0	---	0.0	-
SA1342	0.7	----	0.0	-	1.1	---	1.1	-----
SA1362	0.2	-	0.0	-	0.5	--	0.0	-
SB0793	0.7	----	0.0	-	2.2	-----	0.0	-
1082D244-01	1.5	-----	1.1	----	3.3	-----	0.0	-
KXC3339	1.2	-----	0.5	--	2.7	-----	0.5	-----
KXC3342	0.7	----	1.0	---	1.0	---	0.0	-
KXC3346	0.7	----	1.0	---	1.1	---	0.0	-
KXC3347	0.9	-----	0.0	-	2.1	-----	0.5	-----
LG 32257	0.9	-----	0.5	--	2.2	-----	0.0	-
KWS Chiasso	1.6	-----	3.7	-----	1.0	---	0.0	-
Angeleen	0.9	-----	0.5	--	2.1	-----	0.0	-
Qualito	0.2	-	0.0	-	0.5	--	0.0	-
-Bezugsgrösse(n)	0.8	----	0.8	---	1.4	----	0.3	---
Versuchs-Mittel	0.8	-----	0.6	--	1.8	-----	0.2	---
VK [%]	173.0		231.9		119.7		251.1	
KGD (5%)	ns		ns		ns		ns	
KGD (1%)	ns		ns		ns		ns	
Versuchs-Streuung	1.5		1.3		2.1		0.5	
FG Fehlerterm	204.0		68.0		68.0		68.0	
Anz. Beob.	9.0		3.0		3.0		3.0	

Varianz-Analyse

	S.Q.	FG	F-Wert		F(95%)	P0
Verfahren	74.2	35	1.00	ns	1.48	0.4751
Anbauorte	141.7	2	33.43	***	3.04	0.0000
WW Verf.*Anb.Orte	138.4	70	0.93	ns	1.36	0.6263
Fehler	432.5	204				
Insgesamt	786.8	311				

Densité [plantes/m²] / Bestandesdichte [Pflanzen/m²]

Verfahren	Seriemittel	1260 Nyon	1567 Delley FR	3065 Habstetten	5643 Alikon AG
LG 31272	8.7 -----	8.5 -----	8.1 -----	8.7 -----	9.3 -----
P8086	8.3 ----	8.2 -----	8.5 -----	7.8 ---	9.1 ----
KWS Milandro	8.9 -----	8.7 -----	8.5 -----	9.3 -----	9.7 -----
Meluseen	8.7 -----	8.4 -----	8.5 -----	8.5 -----	8.7 --
KWS Adorado	8.6 -----	8.2 -----	8.5 -----	9.0 -----	8.9 ---
SY Opale	8.8 -----	8.3 -----	8.5 -----	9.1 -----	9.1 ----
DKC3434	8.8 -----	9.0 -----	8.1 ----	8.8 -----	9.4 -----
Pilgrim	8.1 --	8.4 -----	7.5 -	7.6 --	8.6 -
LG 31251	8.8 -----	8.5 -----	8.5 -----	9.3 -----	8.8 ---
EX3428	8.5 ----	7.9 ----	8.4 -----	8.2 ----	9.3 -----
P8317	8.7 -----	8.9 -----	8.5 -----	8.2 ----	9.1 ----
P82703	8.1 -	7.8 ----	8.5 -----	7.3 -	8.6 -
KXC2321	8.8 -----	8.2 -----	8.5 -----	9.1 -----	9.4 -----
KXC3123	8.9 -----	8.4 -----	8.5 -----	9.2 -----	9.3 -----
Farmirella	8.6 -----	8.3 -----	8.5 -----	8.1 ----	9.4 -----
LZM272/34	8.9 -----	8.5 -----	8.5 -----	8.9 -----	8.9 ----
LZM273/63	8.6 -----	8.4 -----	8.4 -----	8.2 ----	8.8 ---
LG 31271	8.5 ----	8.1 ----	8.3 ----	8.2 ----	9.0 ----
EY3533	8.7 -----	8.4 -----	8.3 -----	8.2 ----	9.2 ----
SU Keldeo	8.4 ----	8.0 ----	8.4 -----	8.1 ----	9.0 ----
LID1145C	8.8 -----	7.7 ----	8.5 -----	8.5 -----	9.6 -----
LID1810C	8.4 ----	8.1 ----	8.5 -----	8.2 ----	8.8 ---
(RGT Galopixx)	8.6 -----	8.2 -----	8.1 ----	8.2 ----	9.8 -----
SA1172	8.9 -----	9.0 -----	8.5 -----	8.6 -----	9.3 -----
SA1342	8.8 -----	8.3 -----	8.5 -----	8.9 -----	9.1 ----
SA1362	8.7 -----	7.7 ----	8.5 -----	8.5 -----	9.4 -----
SB0793	8.1 -	6.4 -	8.5 -----	7.9 ---	8.8 ---
1082D244-01	8.4 ----	8.4 -----	8.4 -----	8.1 ----	8.9 ---
KXC3339	8.8 -----	8.7 -----	8.5 -----	8.7 -----	9.1 ----
KXC3342	8.9 -----	8.8 -----	8.5 -----	9.0 -----	8.7 --
KXC3346	8.6 -----	8.3 -----	8.5 -----	9.0 -----	9.3 -----
KXC3347	8.9 -----	8.6 -----	8.5 -----	8.9 -----	9.7 -----
LG 32257	8.6 -----	8.3 -----	8.5 -----	8.8 -----	9.0 ----
KWS Chiasso	8.9 -----	8.7 -----	8.4 -----	8.8 -----	9.2 -----
Angeleen	8.7 -----	8.2 -----	8.4 -----	8.5 -----	9.4 -----
Qualito	8.8 -----	8.0 ----	8.5 -----	8.8 -----	9.4 -----
-Bezugsgrösse(n)	8.8 -----	8.4 -----	8.5 -----	9.1 -----	9.3 ----
Versuchs-Mittel	8.6 -----	8.3 -----	8.4 -----	8.5 -----	9.1 ----
VK [%]	4.6	6.5	3.7	6.0	4.2
KGD (5%)	0.2	ns	ns	0.8	0.6
KGD (1%)	0.3	ns	ns	1.1	0.8
Versuchs-Streuung	0.4	0.5	0.3	0.5	0.4
FG Fehlerterm	447.0	35.0	68.0	68.0	70.0
Anz. Beob.	20.0	2.0	3.0	3.0	3.0

Varianz-Analyse

	S.Q.	FG	F-Wert		F(95%)	P0
Verfahren	37.3	35	6.63 ***		1.45	0.0000
Anbauorte	72.9	6	75.57 ***		2.12	0.0000
WW Verf.*Anb.Orte	47.0	210	1.39 ns		1.21	
Fehler	71.8	447				
Insgesamt	229.0	698				

Densité [plantes/m²] / Bestandesdichte [Pflanzen/m²]

Verfahren	8046 Reckenholz ZH	8193 Eglisau ZH	8566 Ellighausen TG
LG 31272	9.0 -----	9.1 -----	8.2 ----
P8086	8.5 --	8.6 ----	7.7 -
KWS Milandro	8.9 -----	9.0 -----	8.5 -----
Meluseen	9.0 -----	9.1 -----	8.7 -----
KWS Adorado	8.8 ----	8.8 ----	8.2 ----
SY Opale	9.1 -----	9.0 -----	8.3 ----
DKC3434	9.0 -----	8.6 ----	8.6 -----
Pilgrim	8.5 --	8.3 --	8.2 ----
LG 31251	9.2 -----	9.0 -----	8.6 -----
EX3428	9.0 -----	8.5 ----	8.1 ----
P8317	9.0 -----	8.9 -----	8.1 ----
P82703	8.3 -	8.1 -	7.8 -
KXC2321	8.9 ----	8.7 ----	8.7 -----
KXC3123	9.2 -----	9.0 -----	8.5 -----
Farmirella	8.8 ----	8.9 ----	8.4 ----
LZM272/34	9.2 -----	9.1 -----	8.9 -----
LZM273/63	8.8 ----	9.1 -----	8.4 ----
LG 31271	9.0 -----	8.9 -----	8.1 ----
EY3533	9.1 -----	8.7 ----	8.7 -----
SU Keldeo	8.7 ----	8.6 ----	7.9 --
LID1145C	9.4 -----	9.3 -----	8.8 -----
LID1810C	8.6 ---	8.6 ----	8.0 ---
(RGT Galopixx)	8.9 ----	8.8 ----	8.3 ----
SA1172	9.2 -----	8.8 ----	8.7 -----
SA1342	9.1 -----	9.1 -----	8.7 -----
SA1362	9.2 -----	9.3 -----	8.2 ----
SB0793	8.8 ----	8.4 ---	7.8 -
1082D244-01	8.6 ----	8.5 ----	8.1 ---
KXC3339	9.2 -----	9.2 -----	8.3 ----
KXC3342	9.2 -----	9.1 -----	8.6 -----
KXC3346	8.8 ----	8.5 ----	8.0 ---
KXC3347	9.3 -----	9.1 -----	8.2 ----
LG 32257	9.0 -----	8.7 ----	7.9 --
KWS Chiasso	9.1 -----	9.2 -----	8.8 -----
Angeleen	9.1 -----	8.9 -----	8.4 ----
Qualito	9.1 -----	9.2 -----	8.5 -----
-Bezugsgrösse(n)	8.8 ----	8.9 -----	8.3 ----
Versuchs-Mittel	9.0 -----	8.9 -----	8.3 ----
VK [%]	3.8	3.9	4.8
KGD (5%)	0.6	0.6	0.6
KGD (1%)	ns	0.7	0.9
Versuchs-Streuung	0.3	0.3	0.4
FG Fehlerterm	68.0	70.0	68.0
Anz. Beob.	3.0	3.0	3.0

Rendement brut [dt/ha] / Frischertrag [dt/ha]

Verfahren	Seriemittel	1260 Nyon	1567 Delley FR	3065 Habstetten	5643 Alikon AG
LG 31272	645.5	561.5	622.8	676.9	671.2
P8086	624.0	547.2	605.0	683.6	678.1
KWS Milandro	574.6	541.4	577.7	535.4	640.0
Meluseen	619.4	570.0	595.1	690.4	626.5
KWS Adorado	569.5	526.4	534.0	590.2	576.2
SY Opale	637.3	636.0	610.0	692.1	637.9
DKC3434	609.9	561.3	628.7	599.7	595.4
Pilgrim	647.4	657.4	635.6	628.3	684.1
LG 31251	623.3	557.9	575.5	636.3	687.1
EX3428	616.1	542.1	579.2	670.7	637.6
P8317	671.9	647.3	636.2	753.3	695.1
P82703	684.6	593.6	634.1	752.1	733.7
KXC2321	670.3	586.4	652.2	718.2	713.8
KXC3123	558.6	488.1	522.2	590.3	596.8
Farmirella	649.7	602.2	594.1	646.7	688.4
LZM272/34	652.9	610.2	652.1	664.0	711.9
LZM273/63	667.1	594.8	579.6	716.3	715.0
LG 31271	687.2	605.9	632.2	740.3	751.0
EY3533	659.3	603.3	624.6	685.5	722.7
SU Keldeo	610.5	569.6	597.5	615.0	600.0
LID1145C	625.5	585.1	592.3	662.3	629.9
LID1810C	625.0	615.0	596.2	622.6	662.6
(RGT Galopixx)	614.7	569.2	584.3	592.3	667.4
SA1172	635.1	630.0	579.1	647.1	659.0
SA1342	633.6	556.0	591.2	652.3	669.4
SA1362	651.0	565.2	644.1	681.7	673.0
SB0793	599.2	503.0	594.6	636.1	629.0
1082D244-01	661.3	582.0	650.5	724.4	721.7
KXC3339	671.7	599.5	683.1	697.2	731.3
KXC3342	636.6	601.4	644.0	585.3	665.6
KXC3346	644.9	586.3	599.0	681.2	685.6
KXC3347	646.2	548.1	684.8	606.7	719.3
LG 32257	566.3	523.4	580.4	542.3	611.7
KWS Chiasso	598.2	539.9	576.6	646.4	594.5
Angeleen	604.0	572.4	578.2	635.3	625.8
Qualito	623.2	553.0	590.7	625.5	684.6
-Bezugsgrösse(n)	572.1	533.9	555.9	562.8	608.1
Versuchs-Mittel	631.0	575.9	607.1	653.4	666.5
VK [%]	6.4	6.2	4.7	7.8	5.1
KGD (5%)	27.4	72.5	46.1	83.2	55.2
KGD (1%)	36.1	97.2	61.2	110.5	73.3
Versuchs-Streuung	40.7	35.7	28.3	51.1	33.9
FG Fehlerterm	377.0	35.0	70.0	68.0	68.0
Anz. Beob.	17.0	2.0	3.0	3.0	3.0

Varianz-Analyse

	S.Q.	FG	F-Wert	F(95%)	P0
Verfahren	630662.0	35	10.90 ***	1.45	0.0000
Anbauorte	665418.8	5	80.49 ***	2.24	0.0000
WW Verf.*Anb.Orte	429804.2	175	1.49 ns	1.23	
Fehler	623375.9	377			
Insgesamt	2349260.	592			

9

Rendement brut [dt/ha] / Frischertrag [dt/ha]

Verfahren	8046 Reckenholz ZH	8566 Ellighausen TG	8193 Eglisau ZH *
LG 31272	647.8 -----	692.7 -----	491.9
P8086	585.4 ---	644.6 ----	528.5
KWS Milandro	532.6 -	620.8 ---	548.4
Meluseen	572.7 ---	661.9 -----	578.6
KWS Adorado	572.3 ---	618.1 ---	525.9
SY Opale	594.9 ----	652.7 -----	559.4
DKC3434	596.3 ----	677.7 -----	572.1
Pilgrim	605.7 ----	673.2 -----	553.6
LG 31251	614.6 -----	668.5 -----	578.9
EX3428	594.4 ----	672.8 -----	591.3
P8317	602.3 ----	697.5 -----	577.2
P82703	721.5 -----	672.9 -----	592.6
KXC2321	667.1 -----	684.2 -----	482.4
KXC3123	560.3 --	593.7 -	466.0
Farmirella	691.0 -----	675.9 -----	555.9
LZM272/34	618.5 ----	660.7 -----	576.2
LZM273/63	682.7 -----	714.0 -----	596.2
LG 31271	710.3 -----	683.7 -----	576.6
EY3533	625.9 -----	693.9 -----	558.4
SU Keldeo	621.5 ----	659.2 -----	541.8
LID1145C	610.7 ----	672.6 -----	504.6
LID1810C	603.2 ----	650.4 ----	573.3
(RGT Galopixx)	594.5 ----	680.4 -----	567.4
SA1172	604.5 ---	691.3 -----	533.6
SA1342	648.8 -----	683.7 -----	518.5
SA1362	669.7 -----	672.1 -----	587.4
SB0793	558.1 --	674.5 -----	565.6
1082D244-01	622.0 ----	667.0 -----	542.6
KXC3339	641.0 ----	678.3 -----	560.1
KXC3342	667.3 -----	655.6 -----	508.5
KXC3346	683.2 -----	633.8 ----	576.2
KXC3347	608.6 ----	709.5 -----	597.7
LG 32257	550.1 --	589.9 -	573.3
KWS Chiasso	596.9 ----	634.9 ----	489.2
Angeleen	600.0 ---	612.1 --	533.2
Qualito	637.9 -----	647.4 ----	495.9
-Bezugsgrösse(n)	552.4 --	619.5 ---	537.2
Versuchs-Mittel	619.8 ----	663.1 -----	549.4
VK [%]	7.1	6.7	10.6
KGD (5%)	71.6	ns	
KGD (1%)	95.1	ns	
Versuchs-Streuung	43.9	44.8	58.2
FG Fehlerterm	68.0	68.0	35.0
Anz. Beob.	3.0	3.0	2.0

* Ertragsdaten nicht für Auswertung berücksichtigt / Informations liées au rendement pas prises en compte pour les mises en valeur.

Rendement en matière sèche [dt/ha] / TS Ertrag [dt/ha]

Verfahren	Seriemittel	1260 Nyon	1567 Delley FR	3065 Habstetten	5643 Alikon AG
LG 31272	208.2	194.9	173.8	215.6	210.3
P8086	206.7	197.4	186.4	211.1	218.6
KWS Milandro	200.4	205.5	180.1	187.2	215.4
Meluseen	195.9	194.1	174.5	183.7	202.3
KWS Adorado	196.3	207.2	171.1	181.7	192.3
SY Opale	200.3	212.2	178.8	180.4	204.5
DKC3434	206.9	208.0	192.3	212.6	191.2
Pilgrim	195.3	204.6	166.0	198.6	198.2
LG 31251	214.8	220.6	183.3	214.6	230.6
EX3428	202.2	188.2	176.3	209.9	205.7
P8317	208.7	209.4	181.9	207.6	214.8
P82703	212.0	209.1	182.1	199.2	230.9
KXC2321	219.2	220.9	191.8	212.4	233.0
KXC3123	195.2	184.3	164.6	203.3	202.9
Farmirella	203.6	203.9	159.0	198.1	218.1
LZM272/34	212.9	216.4	195.5	204.5	226.8
LZM273/63	209.5	207.2	172.0	189.3	224.8
LG 31271	214.4	221.1	184.6	200.7	228.8
EY3533	215.6	206.3	186.6	214.4	226.2
SU Keldeo	205.2	202.8	174.3	201.5	205.9
LID1145C	193.6	186.2	169.4	176.6	199.4
LID1810C	200.9	218.7	171.6	191.8	209.1
(RGT Galopixx)	195.8	185.7	168.7	179.6	209.2
SA1172	206.7	207.9	175.5	208.1	206.0
SA1342	209.9	196.8	183.3	216.4	217.8
SA1362	203.7	200.5	182.1	193.9	214.8
SB0793	199.5	176.9	177.8	200.8	209.4
1082D244-01	211.2	205.5	187.6	215.4	227.5
KXC3339	209.7	209.3	186.7	185.7	220.2
KXC3342	210.3	214.7	184.4	202.5	222.2
KXC3346	212.0	206.5	181.4	201.7	221.0
KXC3347	207.0	198.5	193.1	196.7	217.1
LG 32257	191.6	184.1	177.0	178.3	207.5
KWS Chiasso	199.0	196.2	174.0	206.4	197.1
Angeleen	201.8	215.8	181.6	182.6	207.2
Qualito	207.9	207.9	172.9	208.8	219.9
-Bezugsgrösse(n)	198.4	206.3	175.6	184.4	203.8
Versuchs-Mittel	205.1	203.5	178.9	199.2	213.5
VK [%]	6.5	6.6	4.8	8.2	5.1
KGD (5%)	9.0	ns	14.0	26.7	17.9
KGD (1%)	11.8	ns	18.6	ns	23.7
Versuchs-Streuung	13.3	13.4	8.6	16.4	11.0
FG Fehlerterm	375.0	35.0	68.0	68.0	68.0
Anz. Beob.	17.0	2.0	3.0	3.0	3.0

Varianz-Analyse

	S.Q.	FG	F-Wert	F(95%)	P0
Verfahren	29405.7	35	4.77 ***	1.46	0.0000
Anbauorte	127133.6	5	144.25 ***	2.24	0.0000
WW Verf.*Anb.Orte	37098.3	175	1.20 ns	1.23	
Fehler	66099.5	375			
Insgesamt	259737.1	590			

Rendement en matière sèche [dt/ha] / TS Ertrag [dt/ha]

Verfahren	8046 Reckenholz ZH	8566 Ellighausen TG	8193 Eglisau ZH *
LG 31272	244.2 -----	210.5 -----	156.6
P8086	223.2 -----	203.4 ----	170.9
KWS Milandro	209.3 --	205.1 ----	189.1
Meluseen	213.4 ---	207.5 -----	183.7
KWS Adorado	217.7 ----	208.1 -----	193.5
SY Opale	222.4 -----	203.2 ----	176.6
DKC3434	223.2 -----	214.3 -----	193.8
Pilgrim	202.9 -	201.3 ---	147.1
LG 31251	227.0 -----	212.8 -----	191.1
EX3428	217.5 ----	215.5 -----	201.4
P8317	226.1 -----	212.6 -----	186.7
P82703	243.8 -----	206.7 -----	190.1
KXC2321	236.6 -----	220.8 -----	161.7
KXC3123	215.2 ---	200.7 ---	164.3
Farmirella	234.2 -----	208.0 -----	150.0
LZM272/34	230.6 -----	203.5 ----	188.3
LZM273/63	238.1 -----	225.4 -----	190.6
LG 31271	247.4 -----	203.8 ----	177.2
EY3533	237.9 -----	222.0 -----	178.8
SU Keldeo	234.9 -----	211.7 -----	190.5
LID1145C	219.3 ----	210.8 -----	156.6
LID1810C	206.3 -	207.8 -----	175.2
(RGT Galopixx)	219.8 ----	211.5 -----	188.3
SA1172	220.6 ----	222.4 -----	169.1
SA1342	233.5 -----	211.6 -----	168.9
SA1362	229.9 -----	201.2 ---	183.5
SB0793	222.5 -----	209.3 -----	196.8
1082D244-01	223.7 ----	207.3 ----	181.9
KXC3339	241.7 -----	214.5 -----	181.5
KXC3342	229.3 -----	208.9 -----	171.6
KXC3346	250.6 -----	210.5 -----	196.3
KXC3347	214.7 ---	222.1 -----	194.7
LG 32257	209.6 --	193.1 -	202.3
KWS Chiasso	213.4 ---	206.6 -----	168.2
Angeleen	225.5 -----	198.3 --	177.3
Qualito	228.0 -----	210.0 -----	167.3
-Bezugsgrösse(n)	213.5 ---	206.6 ----	191.3
Versuchs-Mittel	225.9 -----	209.5 -----	179.5
VK [%]	5.9	7.4	13.4
KGD (5%)	21.6	ns	
KGD (1%)	28.7	ns	
Versuchs-Streuung	13.3	15.5	24.1
FG Fehlerterm	68.0	68.0	35.0
Anz. Beob.	3.0	3.0	2.0

* Ertragsdaten nicht für Auswertung berücksichtigt / Informations liées au rendement pas prises en compte pour les mises en valeur.

Précocité [% MS] / Frühreife [% TS]

Verfahren	Seriemittel	1260 Nyon	1567 Delley FR	3065 Habstetten	5643 Alikon AG
LG 31272	32.4	34.8	27.9	31.8	31.4
P8086	33.2	36.1	30.8	30.9	32.2
KWS Milandro	35.0	38.0	31.2	35.0	33.6
Meluseen	32.1	34.4	29.4	27.0	32.3
KWS Adorado	34.8	39.3	32.0	31.7	33.3
SY Opale	31.8	33.4	29.3	27.2	32.1
DKC3434	34.2	37.0	30.6	35.5	32.2
Pilgrim	29.8	31.1	26.1	31.7	29.0
LG 31251	34.4	39.5	31.9	33.7	33.6
EX3428	32.9	34.7	30.4	31.3	32.3
P8317	31.6	32.4	28.6	27.6	30.9
P82703	31.3	35.2	28.7	26.7	31.5
KXC2321	33.0	37.6	29.4	29.7	32.6
KXC3123	35.2	37.9	31.5	34.5	34.1
Farmirella	30.8	33.9	26.8	30.6	31.7
LZM272/34	32.7	35.7	30.0	30.9	31.9
LZM273/63	31.6	34.8	29.7	26.9	31.4
LG 31271	31.4	36.4	29.2	27.4	30.5
EY3533	32.7	34.3	29.9	31.4	31.3
SU Keldeo	33.7	35.7	29.2	33.0	34.3
LID1145C	31.3	31.8	28.6	27.2	31.6
LID1810C	31.9	35.5	28.8	30.8	31.6
(RGT Galopixx)	32.0	32.6	28.9	30.7	31.4
SA1172	32.7	33.1	30.3	32.2	31.3
SA1342	33.0	35.4	31.0	33.3	32.5
SA1362	31.5	35.5	28.3	28.9	31.9
SB0793	33.8	35.2	29.9	31.7	33.3
1082D244-01	32.3	35.3	28.9	29.7	31.5
KXC3339	31.7	34.9	27.3	27.6	30.1
KXC3342	33.3	35.7	28.7	34.7	33.4
KXC3346	33.3	35.3	30.3	30.3	32.2
KXC3347	32.5	36.2	28.2	32.4	30.2
LG 32257	34.1	35.3	30.5	33.0	33.9
KWS Chiasso	33.6	36.3	30.2	32.0	33.2
Angeleen	33.6	37.7	31.4	29.5	33.2
Qualito	33.5	37.6	29.3	33.4	32.1
-Bezugsgrösse(n)	34.9	38.6	31.6	33.3	33.5
Versuchs-Mittel	32.7	35.4	29.5	30.9	32.1
VK [%]	5.5	4.4	2.4	10.7	2.5
KGD (5%)	1.1	3.2	1.1	5.4	1.3
KGD (1%)	1.5	4.3	1.5	ns	1.7
Versuchs-Streuung	1.8	1.6	0.7	3.3	0.8
FG Fehlerterm	443.0	35.0	68.0	68.0	68.0
Anz. Beob.	20.0	2.0	3.0	3.0	3.0

Varianz-Analyse

	S.Q.	FG	F-Wert	F(95%)	P0
Verfahren	1080.4	35	9.67 ***	1.45	0.0000
Anbauorte	4003.6	6	209.00 ***	2.12	0.0000
WW Verf.*Anb.Orte	987.1	210	1.47 ns	1.21	
Fehler	1414.3	443			
Insgesamt	7485.4	694			

Précocité [% MS] / Frühreife [% TS]

Verfahren	8046 Reckenholz ZH	8193 Eglisau ZH	8566 Ellighausen TG
LG 31272	37.8 -----	32.6 -----	30.4 --
P8086	38.4 -----	32.6 -----	31.5 ----
KWS Milandro	39.8 -----	34.1 -----	33.1 -----
Meluseen	37.4 -----	32.6 -----	31.4 ----
KWS Adorado	37.9 -----	36.0 -----	33.6 -----
SY Opale	37.9 -----	31.4 ----	31.2 ----
DKC3434	37.6 -----	34.7 -----	31.6 ----
Pilgrim	33.7 -	27.2 -	29.9 -
LG 31251	37.3 -----	33.3 -----	31.9 -----
EX3428	36.8 ----	32.8 -----	32.1 -----
P8317	37.8 -----	33.6 -----	30.5 --
P82703	33.9 -	32.2 -----	30.7 ---
KXC2321	35.5 ---	33.5 -----	32.2 -----
KXC3123	38.6 -----	36.2 -----	33.8 -----
Farmirella	33.9 -	27.7 -	30.8 ---
LZM272/34	37.3 -----	32.6 -----	30.9 ---
LZM273/63	35.5 ---	31.2 ----	31.6 ----
LG 31271	34.8 --	31.9 -----	29.8 -
EY3533	38.4 -----	31.9 -----	32.0 -----
SU Keldeo	38.0 -----	33.8 -----	32.1 -----
LID1145C	35.9 ----	32.8 -----	31.3 ----
LID1810C	34.4 --	30.4 ----	32.0 -----
(RGT Galopixx)	37.2 -----	32.3 -----	31.1 ----
SA1172	36.8 -----	33.2 -----	32.2 -----
SA1342	36.1 ----	31.7 -----	30.9 ---
SA1362	34.9 ---	31.1 -----	30.0 -
SB0793	40.3 -----	35.4 -----	31.0 ----
1082D244-01	36.7 ----	33.0 -----	31.0 ----
KXC3339	38.0 -----	32.3 -----	31.6 ----
KXC3342	34.3 --	34.4 -----	31.9 -----
KXC3346	36.8 ----	34.8 -----	33.2 -----
KXC3347	36.2 ----	33.0 -----	31.3 ----
LG 32257	38.8 -----	34.7 -----	32.8 -----
KWS Chiasso	35.8 ---	35.0 -----	32.6 -----
Angeleen	37.6 -----	33.2 -----	32.4 -----
Qualito	35.7 ----	33.7 -----	32.4 -----
-Bezugsgrösse(n)	38.8 -----	35.0 -----	33.3 -----
Versuchs-Mittel	36.8 ----	32.9 -----	31.6 ----
VK [%]	5.6	4.6	2.9
KGD (5%)	3.4	2.4	1.5
KGD (1%)	ns	3.2	2.0
Versuchs-Streuung	2.1	1.5	0.9
FG Fehlerterm	68.0	68.0	68.0
Anz. Beob.	3.0	3.0	3.0

Rendement en MOD [dt/ha] / VOS Ertrag [dt/ha]

Verfahren	Seriemittel		1260 Nyon		5643 Alikon AG		8046 Reckenholz ZH		8566 Ellighausen TG	
LG 31272	150.6	----	132.7	---	150.9	----	174.1	-----	144.7	--
P8086	147.2	---	132.1	---	156.6	-----	159.7	-----	140.3	-
KWS Milandro	150.1	----	142.6	-----	160.2	-----	150.9	----	146.7	---
Meluseen	147.8	---	135.0	---	148.8	---	158.1	-----	149.5	---
KWS Adorado	147.4	---	148.2	-----	141.7	--	152.6	----	147.1	---
SY Opale	150.1	----	147.7	-----	150.2	----	156.4	-----	146.2	---
DKC3434	144.9	--	142.7	-----	136.5	-	153.9	-----	146.3	---
Pilgrim	145.9	--	147.5	-----	146.0	---	140.2	-	150.0	-----
LG 31251	162.5	-----	155.1	-----	173.8	-----	166.4	-----	154.8	-----
EX3428	144.9	--	127.8	--	151.1	----	147.6	---	153.2	-----
P8317	147.1	---	138.2	-----	150.8	----	152.0	----	147.5	----
P82703	154.3	-----	141.8	-----	164.2	-----	167.9	-----	143.3	--
KXC2321	165.6	-----	157.9	-----	174.4	-----	170.1	-----	160.0	-----
KXC3123	142.7	-	126.0	-	150.3	----	151.4	----	143.3	--
Farmirella	158.2	-----	145.3	-----	165.2	-----	170.9	-----	151.6	-----
LZM272/34	156.6	-----	150.0	-----	166.3	-----	166.0	-----	144.2	--
LZM273/63	156.3	-----	144.5	-----	159.8	-----	163.3	-----	157.7	-----
LG 31271	161.4	-----	154.8	-----	171.5	-----	172.7	-----	146.5	---
EY3533	156.1	-----	141.1	-----	164.9	-----	159.2	-----	159.2	-----
SU Keldeo	154.1	-----	145.8	-----	148.4	----	168.6	-----	153.8	-----
LID1145C	146.7	--	129.2	--	147.6	----	157.2	-----	152.9	-----
LID1810C	156.7	-----	159.7	-----	156.3	-----	154.8	-----	156.1	-----
(RGT Galopixx)	145.5	--	129.2	--	150.9	----	149.3	---	152.8	-----
SA1172	153.4	-----	143.3	-----	153.6	-----	152.3	----	164.7	-----
SA1342	154.9	-----	138.3	-----	160.4	-----	167.5	-----	153.5	-----
SA1362	149.8	----	143.8	-----	156.5	-----	156.2	-----	142.9	--
SB0793	143.9	-	123.0	-	151.6	----	153.3	----	147.8	----
1082D244-01	150.0	----	139.3	-----	163.4	-----	154.8	-----	142.5	--
KXC3339	159.7	-----	149.2	-----	159.0	-----	174.4	-----	156.4	-----
KXC3342	157.1	-----	150.5	-----	164.6	-----	163.3	-----	149.9	-----
KXC3346	153.8	-----	138.7	-----	153.8	-----	171.0	-----	151.7	-----
KXC3347	152.4	-----	143.1	-----	156.0	-----	150.0	---	160.6	-----
LG 32257	145.9	--	132.0	---	156.9	-----	151.4	----	143.3	--
KWS Chiasso	146.2	--	136.2	----	144.8	---	154.8	-----	149.0	----
Angeleen	151.3	----	154.8	-----	149.8	----	160.2	-----	140.3	-
Qualito	157.0	-----	149.6	-----	159.6	-----	166.2	-----	152.6	-----
-Bezugsgrösse(n)	148.7	---	145.4	-----	150.9	----	151.8	----	146.9	---
Versuchs-Mittel	151.9	-----	142.1	-----	156.0	-----	159.4	-----	150.1	-----
VK [%]	7.1		7.5		5.6		6.8		8.2	
KGD (5%)	9.0		ns		14.4		17.8		ns	
KGD (1%)	11.9		ns		19.1		ns		ns	
Versuchs-Streuung	10.8		10.7		8.8		10.9		12.4	
FG Fehlerterm	238.0		35.0		68.0		67.0		68.0	
Anz. Beob.	11.0		2.0		3.0		3.0		3.0	

Varianz-Analyse

	S.Q.	FG	F-Wert		F(95%)	P0
Verfahren	12857.5	35	3.17 ***		1.47	0.0001
Anbauorte	17034.1	3	48.93 ***		2.64	0.0000
WW Verf.*Anb.Orte	13464.0	105	1.10 ns		1.30	
Fehler	27618.6	238				
Insgesamt	70974.3	381				

Rendement en amidon [dt/ha] / Stärke Ertrag [dt/ha]

Verfahren	Seriemittel	1260 Nyon	5643 Alikon AG	8046 Reckenholz ZH	8566 Ellighausen TG
LG 31272	78.1 -----	68.6 ---	79.8 -----	98.1 -----	65.9 ----
P8086	69.5 -	63.8 --	72.2 --	82.5 -----	59.4 -
KWS Milandro	78.1 -----	77.1 -----	85.1 -----	80.1 ----	70.2 -----
Meluseen	74.3 ----	67.6 ---	75.0 ---	84.3 -----	70.0 -----
KWS Adorado	77.3 -----	81.8 -----	74.4 ---	80.3 ----	72.7 -----
SY Opale	74.0 ---	72.5 -----	73.6 --	82.0 -----	67.7 -----
DKC3434	71.9 --	74.2 -----	69.2 -	80.6 ----	63.7 ---
Pilgrim	75.8 -----	80.7 -----	78.5 ----	70.1 -	73.9 -----
LG 31251	77.7 -----	77.0 -----	86.4 -----	81.3 -----	66.1 ----
EX3428	69.0 -	60.1 -	80.2 -----	70.7 -	65.1 ----
P8317	69.2 -	66.8 ---	72.5 --	75.7 ---	61.7 --
P82703	71.6 --	71.4 ----	76.6 ---	77.6 ---	60.7 -
KXC2321	86.0 -----	84.8 -----	95.1 -----	88.5 -----	75.7 -----
KXC3123	73.5 ----	64.8 --	78.3 ----	82.4 ----	68.4 ----
Farmirella	82.0 -----	73.9 ----	88.9 -----	93.7 -----	71.4 ----
LZM272/34	73.8 ---	71.8 ----	77.0 ----	85.5 -----	60.8 -
LZM273/63	76.6 -----	74.6 -----	77.6 ----	81.6 -----	72.6 -----
LG 31271	78.1 -----	78.2 -----	87.2 -----	83.1 -----	64.0 ---
EY3533	78.4 -----	69.6 ----	83.7 -----	82.5 -----	77.7 -----
SU Keldeo	75.3 ----	77.2 -----	72.7 --	82.9 -----	68.4 ----
LID1145C	76.8 -----	65.7 --	79.4 -----	85.6 -----	76.4 -----
LID1810C	78.6 -----	91.4 -----	75.5 ---	77.2 ---	70.4 -----
(RGT Galopixx)	70.5 -	62.4 -	73.7 --	75.6 ---	70.4 -----
SA1172	75.2 ----	66.7 ---	79.1 ----	77.2 ---	77.7 -----
SA1342	76.8 -----	68.4 ---	81.4 ----	86.1 -----	71.5 -----
SA1362	72.9 ---	76.2 -----	77.1 ----	76.3 ---	62.1 --
SB0793	73.3 ---	63.6 --	81.1 ----	80.5 ----	68.2 ----
1082D244-01	71.8 --	67.9 ---	78.3 ----	80.3 ----	60.8 -
KXC3339	80.6 -----	73.7 ----	80.9 ----	92.4 -----	75.3 -----
KXC3342	82.0 -----	79.8 -----	86.9 -----	85.8 -----	75.3 -----
KXC3346	78.7 -----	70.1 ----	75.9 ---	92.2 -----	76.4 -----
KXC3347	78.3 -----	76.6 -----	77.0 ----	82.3 -----	77.4 -----
LG 32257	77.3 -----	68.3 ---	87.6 -----	82.1 ----	71.2 -----
KWS Chiasso	70.5 -	66.1 ---	69.9 -	79.2 ---	66.6 ----
Angeleen	76.7 ----	86.1 -----	74.2 ---	82.1 ----	64.1 ---
Qualito	81.5 -----	82.6 -----	77.5 ----	88.9 -----	77.1 -----
-Bezugsgrösse(n)	77.7 -----	79.5 -----	79.8 -----	80.2 ----	71.4 -----
Versuchs-Mittel	75.9 -----	72.8 -----	78.9 ----	82.4 -----	69.4 -----
VK [%]	9.7	11.7	7.8	9.1	10.9
KGD (5%)	6.2	ns	10.1	12.2	12.3
KGD (1%)	8.1	ns	13.4	ns	ns
Versuchs-Streuung	7.3	8.5	6.2	7.5	7.6
FG Fehlerterm	238.0	35.0	68.0	67.0	68.0
Anz. Beob.	11.0	2.0	3.0	3.0	3.0
Varianz-Analyse					
	S.Q.	FG	F-Wert	F(95%)	P0
Verfahren	6135.8	35	3.26 ***	1.47	0.0001
Anbauorte	10258.9	3	63.61 ***	2.64	0.0000
WW Verf.*Anb.Orte	8607.5	105	1.52 ns	1.30	
Fehler	12795.6	238			
Insgesamt	37797.8	381			

Digestibilität (NIRS) [g./kg MS] / Gehalt verdauliche organische Substanz (NIRS) [g./kg TS]

Verfahren	Seriemittel	1260 Nyon	5643 Alikon AG	8046 Reckenholz ZH	8193 Eglisau ZH
LG 31272	703.0 ---	680.6 ----	717.5 ----	712.8 -----	716.5 -----
P8086	698.8 ---	669.3 --	717.1 ----	713.0 -----	704.3 ---
KWS Milandro	718.7 -----	694.1 -----	743.6 -----	720.8 -----	719.7 -----
Meluseen	719.2 -----	696.5 -----	735.4 -----	719.0 -----	725.4 -----
KWS Adorado	716.3 -----	713.8 -----	737.3 -----	702.6 -----	720.7 -----
SY Opale	713.4 -----	695.2 -----	734.7 -----	702.7 -----	715.3 -----
DKC3434	693.4 --	685.8 ----	713.1 ---	689.8 ---	696.9 --
Pilgrim	721.5 -----	720.8 -----	736.5 -----	688.5 ---	717.2 -----
LG 31251	732.0 -----	702.8 -----	753.6 -----	731.7 -----	745.0 -----
EX3428	706.4 ----	678.7 ---	734.1 -----	678.0 --	729.7 -----
P8317	688.1 -	659.7 -	702.8 --	672.2 -	712.3 -----
P82703	692.4 -	678.3 ---	711.0 ---	688.5 ---	691.0 -
KXC2321	726.3 -----	713.9 -----	748.5 -----	718.9 -----	727.0 -----
KXC3123	714.4 -----	684.1 ----	740.7 -----	703.2 -----	730.0 -----
Farmirella	729.0 -----	712.4 -----	756.7 -----	729.7 -----	717.6 -----
LZM272/34	715.9 -----	693.1 -----	733.2 -----	717.9 -----	726.9 -----
LZM273/63	702.9 ---	697.1 -----	710.9 ---	686.4 ---	720.6 -----
LG 31271	716.9 -----	700.0 -----	750.6 -----	697.7 -----	717.0 -----
EY3533	702.3 ---	683.4 ----	729.0 -----	667.7 -	714.1 -----
SU Keldeo	723.3 -----	718.9 -----	720.9 -----	718.5 -----	731.9 -----
LID1145C	716.4 -----	693.7 -----	740.3 -----	714.8 -----	708.9 -----
LID1810C	744.2 -----	729.6 -----	747.1 -----	750.2 -----	743.1 -----
(RGT Galopixx)	707.6 ----	695.7 -----	720.8 -----	678.9 --	719.9 -----
SA1172	719.1 -----	688.6 -----	745.5 -----	689.0 ---	731.8 -----
SA1342	721.1 -----	703.1 -----	736.8 -----	717.4 -----	724.5 -----
SA1362	712.1 -----	717.7 -----	728.7 -----	679.6 --	722.9 -----
SB0793	704.1 ---	694.4 -----	723.3 -----	685.6 ---	711.5 -----
1082D244-01	693.3 --	677.0 ---	718.0 ----	691.9 ----	693.4 -
KXC3339	718.9 -----	712.8 -----	722.8 -----	721.0 -----	709.8 -----
KXC3342	717.8 -----	700.9 -----	740.5 -----	712.2 -----	717.8 -----
KXC3346	696.3 --	671.4 --	695.6 -	682.1 --	712.1 -----
KXC3347	717.3 -----	720.8 -----	718.8 -----	696.9 -----	727.0 -----
LG 32257	735.2 -----	716.9 -----	756.5 -----	722.5 -----	737.4 -----
KWS Chiasso	716.6 -----	694.0 -----	733.4 -----	724.4 -----	709.7 -----
Angeleen	714.4 -----	717.4 -----	723.0 -----	711.0 -----	713.3 -----
Qualito	724.7 -----	720.3 -----	725.9 -----	728.4 -----	722.9 -----
-Bezugsgrösse(n)	717.5 -----	703.9 -----	740.4 -----	711.7 -----	720.2 -----
Versuchs-Mittel	713.7 -----	698.1 -----	730.7 -----	704.6 -----	719.0 -----
VK [%]	2.5	2.0	2.1	3.0	2.6
KGD (5%)	13.0	29.0	24.9	34.5	ns
KGD (1%)	17.1	38.9	33.1	45.9	ns
Versuchs-Streuung	17.5	14.3	15.3	21.2	18.9
FG Fehlerterm	308.0	35.0	68.0	67.0	68.0
Anz. Beob.	14.0	2.0	3.0	3.0	3.0

Varianz-Analyse

	S.Q.	FG	F-Wert	F(95%)	P0
Verfahren	79048.5	35	7.38 ***	1.46	0.0000
Anbauorte	65313.1	4	53.35 ***	2.40	0.0000
WW Verf.*Anb.Orte	50597.8	140	1.18 ns	1.26	
Fehler	94258.6	308			
Insgesamt	289217.9	487			

Digestibilität (NIRS) [g./kg MS] / Gehalt verdauliche organische Substanz (NIRS) [g./kg TS]

Verfahren	8566	
	Ellighausen TG	
LG 31272	687.5	-
P8086	690.2	--
KWS Milandro	715.5	-----
Meluseen	719.8	-----
KWS Adorado	707.4	----
SY Opale	719.2	-----
DKC3434	681.6	-
Pilgrim	744.5	-----
LG 31251	727.2	-----
EX3428	711.4	-----
P8317	693.3	--
P82703	693.2	--
KXC2321	723.4	-----
KXC3123	714.1	-----
Farmirella	728.5	-----
LZM272/34	708.5	----
LZM273/63	699.5	---
LG 31271	719.3	-----
EY3533	717.3	-----
SU Keldeo	726.3	-----
LID1145C	724.6	-----
LID1810C	751.1	-----
(RGT Galopixx)	722.5	-----
SA1172	740.6	-----
SA1342	723.8	-----
SA1362	711.4	-----
SB0793	705.5	----
1082D244-01	686.2	-
KXC3339	728.2	-----
KXC3342	717.6	-----
KXC3346	720.3	-----
KXC3347	723.1	-----
LG 32257	742.4	-----
KWS Chiasso	721.4	-----
Angeleen	707.5	----
Qualito	726.2	-----
-Bezugsgrösse(n)	711.4	-----
Versuchs-Mittel	716.1	-----
VK [%]	2.2	
KGD (5%)	25.3	
KGD (1%)	33.6	
Versuchs-Streuung	15.5	
FG Fehlerterm	70.0	
Anz. Beob.	3.0	

Teneur en amidon (NIRS) [g./kg MS] / Stärkegehalt (NIRS) [g./kg TS]

Verfahren	Seriemittel	1260 Nyon	5643 Alikon AG	8046 Reckenholz ZH	8193 Eglisau ZH
LG 31272	367.9	350.6	379.8	401.6	394.3
P8086	338.5	323.7	330.9	367.8	378.6
KWS Milandro	379.1	375.4	393.8	382.4	401.3
Meluseen	365.4	349.6	371.2	383.6	385.3
KWS Adorado	381.0	392.2	387.8	370.7	404.1
SY Opale	353.0	340.4	360.2	369.3	361.6
DKC3434	351.0	355.6	360.9	361.3	380.3
Pilgrim	372.4	393.3	395.0	343.4	364.7
LG 31251	355.5	349.2	374.5	356.9	386.6
EX3428	347.1	319.4	389.2	324.9	399.9
P8317	331.8	318.1	337.9	334.7	378.9
P82703	326.8	341.5	331.4	318.4	350.5
KXC2321	380.9	382.0	408.1	374.1	400.0
KXC3123	377.1	350.3	386.3	383.0	425.6
Farmirella	378.1	362.4	406.2	400.1	379.2
LZM272/34	340.2	331.6	340.1	369.3	361.7
LZM273/63	352.9	359.7	345.1	343.5	394.4
LG 31271	354.0	353.0	382.0	335.8	384.7
EY3533	360.1	336.8	369.7	346.7	396.7
SU Keldeo	358.0	380.6	353.1	354.3	379.4
LID1145C	378.3	352.9	398.2	388.8	390.1
LID1810C	376.2	418.0	360.5	374.4	389.8
(RGT Galopixx)	355.3	335.5	351.6	343.7	412.0
SA1172	362.4	320.2	384.0	349.0	409.5
SA1342	358.5	347.9	373.9	368.4	366.3
SA1362	349.0	380.1	357.8	331.9	366.7
SB0793	361.6	358.9	386.8	359.1	379.7
1082D244-01	339.2	328.2	344.1	362.0	367.5
KXC3339	364.6	351.4	367.8	382.9	370.9
KXC3342	381.8	371.6	390.7	374.7	412.0
KXC3346	363.0	339.3	344.1	367.5	401.8
KXC3347	376.6	384.7	354.8	383.6	411.8
LG 32257	393.8	370.3	422.6	392.7	414.9
KWS Chiasso	353.0	336.9	353.6	369.8	382.4
Angeleen	365.4	399.2	358.2	365.0	381.6
Qualito	381.0	398.5	352.5	389.6	398.2
-Bezugsgrösse(n)	380.0	383.8	390.8	376.5	402.7
Versuchs-Mittel	362.0	357.2	369.6	364.6	387.9
VK [%]	6.3	7.2	5.5	6.9	6.3
KGD (5%)	17.1	52.6	33.3	41.0	ns
KGD (1%)	22.5	ns	44.2	54.5	ns
Versuchs-Streuung	22.9	25.9	20.4	25.2	24.6
FG Fehlerterm	308.0	35.0	70.0	67.0	68.0
Anz. Beob.	14.0	2.0	3.0	3.0	3.0

Varianz-Analyse

	S.Q.	FG	F-Wert	F(95%)	P0
Verfahren	122525.7	35	6.65 ***	1.46	0.0000
Anbauorte	175439.1	4	83.32 ***	2.40	0.0000
WW Verf.*Anb.Orte	121944.8	140	1.65 ns	1.26	
Fehler	162126.9	308			
Insgesamt	582036.6	487			

Teneur en amidon (NIRS) [g./kg MS] / Stärkegehalt (NIRS) [g./kg TS]

Verfahren	8566	
	Ellighausen TG	
LG 31272	313.1	----
P8086	291.4	-
KWS Milandro	342.4	-----
Meluseen	337.2	-----
KWS Adorado	350.0	-----
SY Opale	333.3	-----
DKC3434	296.8	--
Pilgrim	365.8	-----
LG 31251	310.4	---
EX3428	302.0	--
P8317	289.6	-
P82703	292.4	-
KXC2321	340.3	-----
KXC3123	340.6	-----
Farmirella	342.6	-----
LZM272/34	298.4	--
LZM273/63	321.8	-----
LG 31271	314.6	----
EY3533	350.7	-----
SU Keldeo	322.7	-----
LID1145C	361.5	-----
LID1810C	338.5	-----
(RGT Galopixx)	333.7	-----
SA1172	349.5	-----
SA1342	336.2	-----
SA1362	308.7	---
SB0793	323.4	-----
1082D244-01	294.0	-
KXC3339	349.9	-----
KXC3342	359.7	-----
KXC3346	362.5	-----
KXC3347	348.1	-----
LG 32257	368.5	-----
KWS Chiasso	322.3	-----
Angeleen	323.2	-----
Qualito	366.5	-----
-Bezugsgrösse(n)	346.2	-----
Versuchs-Mittel	330.6	-----
VK [%]	5.9	
KGD (5%)	31.8	
KGD (1%)	42.3	
Versuchs-Streuung	19.5	
FG Fehlerterm	68.0	
Anz. Beob.	3.0	

Teneur en cellulose brute (NIRS) [g./kg MS] / Rohfasergehalt (NIRS) [g./kg TS]

Verfahren	Seriemittel	1260 Nyon	5643 Alikon AG	8046 Reckenholz ZH	8193 Eglisau ZH
LG 31272	196.6	195.9	187.7	190.2	201.6
P8086	198.0	191.2	194.6	193.2	204.9
KWS Milandro	186.4	183.3	173.5	190.1	194.9
Meluseen	193.8	192.1	187.2	195.8	198.8
KWS Adorado	185.6	171.4	177.5	192.4	193.2
SY Opale	193.9	188.2	184.7	201.4	204.2
DKC3434	206.5	195.0	198.9	209.6	211.3
Pilgrim	181.2	162.9	172.3	201.9	197.3
LG 31251	188.8	190.3	174.8	190.7	191.1
EX3428	195.0	191.9	178.1	215.4	189.6
P8317	204.7	201.5	199.2	216.4	200.0
P82703	203.2	192.6	196.1	206.6	216.1
KXC2321	181.2	175.2	168.4	182.5	194.3
KXC3123	183.3	181.2	173.3	190.6	184.7
Farmirella	178.5	173.6	165.3	176.4	193.6
LZM272/34	196.2	196.8	189.9	190.3	201.8
LZM273/63	197.9	187.1	196.3	207.6	196.1
LG 31271	192.7	187.6	173.5	203.2	204.6
EY3533	194.2	187.3	178.7	216.8	200.9
SU Keldeo	188.1	173.9	189.3	192.6	195.2
LID1145C	186.6	180.6	175.4	189.7	204.3
LID1810C	174.9	158.5	178.6	173.4	188.5
(RGT Galopixx)	196.8	187.9	191.5	217.4	199.0
SA1172	192.0	191.5	178.0	215.0	195.4
SA1342	190.7	184.0	182.5	196.7	200.6
SA1362	196.3	168.4	192.2	218.7	204.1
SB0793	198.0	187.2	186.7	211.2	207.9
1082D244-01	196.0	186.6	183.1	198.0	211.8
KXC3339	182.8	166.9	181.0	182.4	205.4
KXC3342	185.1	180.0	175.2	188.6	198.4
KXC3346	195.6	195.5	198.4	204.4	199.5
KXC3347	185.1	168.7	186.8	196.4	191.8
LG 32257	179.7	173.0	169.1	188.7	190.8
KWS Chiasso	184.8	181.4	178.6	179.5	199.1
Angeleen	195.8	171.3	196.0	199.0	208.2
Qualito	181.5	163.4	186.2	180.7	196.1
-Bezugsgrösse(n)	186.0	177.4	175.5	191.3	194.1
Versuchs-Mittel	190.8	182.3	183.3	197.3	199.3
VK [%]	5.8	5.5	5.2	6.7	6.2
KGD (5%)	8.2	20.3	15.6	21.5	ns
KGD (1%)	10.8	27.2	20.8	28.5	ns
Versuchs-Streuung	11.0	10.0	9.6	13.2	12.4
FG Fehlerterm	308.0	35.0	68.0	67.0	68.0
Anz. Beob.	14.0	2.0	3.0	3.0	3.0

Varianz-Analyse

	S.Q.	FG	F-Wert	F(95%)	P0
Verfahren	29370.1	35	6.93 ***	1.46	0.0000
Anbauorte	24607.1	4	50.77 ***	2.40	0.0000
WW Verf.*Anb.Orte	22917.7	140	1.35 ns	1.26	
Fehler	37316.8	308			
Insgesamt	114211.6	487			

Teneur en cellulose brute (NIRS) [g./kg MS] / Rohfasergehalt (NIRS) [g./kg TS]

Verfahren	8566	
	Ellighausen TG	
LG 31272	207.5	-----
P8086	206.0	-----
KWS Milandro	190.2	----
Meluseen	195.5	----
KWS Adorado	193.4	----
SY Opale	191.2	----
DKC3434	217.9	-----
Pilgrim	171.6	-
LG 31251	196.9	-----
EX3428	200.1	-----
P8317	206.4	-----
P82703	204.4	-----
KXC2321	185.7	----
KXC3123	186.8	----
Farmirella	183.7	---
LZM272/34	202.3	-----
LZM273/63	202.6	-----
LG 31271	194.8	-----
EY3533	187.2	----
SU Keldeo	189.7	----
LID1145C	183.3	---
LID1810C	175.5	-
(RGT Galopixx)	188.0	----
SA1172	180.4	---
SA1342	189.6	----
SA1362	198.0	-----
SB0793	196.9	-----
1082D244-01	200.5	-----
KXC3339	178.2	--
KXC3342	183.4	---
KXC3346	180.1	--
KXC3347	181.6	---
LG 32257	177.1	--
KWS Chiasso	185.6	----
Angeleen	204.7	-----
Qualito	181.0	---
-Bezugsgrösse(n)	191.8	----
Versuchs-Mittel	191.6	----
VK [%]	4.6	
KGD (5%)	14.3	
KGD (1%)	18.9	
Versuchs-Streuung	8.8	
FG Fehlerterm	70.0	
Anz. Beob.	3.0	

NDF (NIRS) [g./kg MS] / Zellwandanteil (NIRS) [g./kg TS]

Verfahren	Seriemittel	1260 Nyon	5643 Alikon AG	8046 Reckenholz ZH	8193 Eglisau ZH
LG 31272	427.6 -----	437.0 -----	402.6 -----	412.5 ----	442.5 -----
P8086	432.0 -----	448.6 -----	412.9 -----	413.0 ----	446.5 -----
KWS Milandro	414.1 -----	428.9 -----	384.9 ----	412.7 ----	428.8 ----
Meluseen	419.5 -----	431.6 -----	398.7 -----	424.1 -----	428.9 ----
KWS Adorado	408.5 -----	399.1 ----	386.2 ----	422.8 -----	421.7 ----
SY Opale	421.0 -----	427.5 -----	394.7 -----	431.6 -----	442.6 -----
DKC3434	443.5 -----	442.1 -----	422.3 -----	440.4 -----	454.4 -----
Pilgrim	398.2 ---	379.2 -	375.8 ---	436.0 -----	427.2 ----
LG 31251	411.6 -----	430.7 -----	387.1 ----	413.8 -----	411.6 --
EX3428	434.6 -----	452.9 -----	397.6 -----	465.9 -----	423.1 ----
P8317	441.3 -----	442.2 -----	428.2 -----	458.1 -----	430.1 ----
P82703	438.4 -----	439.3 -----	412.9 -----	441.5 -----	464.8 -----
KXC2321	399.5 ---	406.6 ----	363.5 -	405.2 ----	423.1 ----
KXC3123	406.7 ----	419.7 ----	378.6 ---	417.2 ----	408.1 --
Farmirella	387.2 -	382.0 -	359.0 -	386.5 -	415.1 ---
LZM272/34	420.7 -----	434.5 -----	400.4 -----	413.5 -----	433.1 -----
LZM273/63	436.4 -----	427.8 -----	431.8 -----	452.9 -----	429.9 -----
LG 31271	416.5 -----	426.4 -----	369.5 --	438.1 -----	434.8 -----
EY3533	422.7 -----	430.5 -----	385.6 ----	463.0 -----	430.8 ----
SU Keldeo	416.8 -----	403.3 ----	414.7 -----	424.4 -----	425.0 ----
LID1145C	410.2 -----	419.2 -----	380.6 ----	410.5 ----	437.9 -----
LID1810C	383.4 -	381.7 -	378.9 ---	379.4 -	399.2 -
(RGT Galopixx)	422.5 -----	413.5 ----	413.1 -----	452.7 -----	425.5 ----
SA1172	417.7 -----	428.6 -----	386.8 ----	455.2 -----	423.7 ----
SA1342	414.4 -----	416.4 -----	396.4 -----	419.2 ----	429.9 ----
SA1362	422.5 -----	397.1 ----	410.5 -----	451.4 -----	431.1 ----
SB0793	438.6 -----	440.4 -----	411.0 -----	451.0 -----	451.0 -----
1082D244-01	429.2 -----	427.9 -----	402.0 -----	425.2 -----	453.3 -----
KXC3339	401.5 ----	380.4 -	387.7 ----	407.9 ----	441.1 -----
KXC3342	403.4 ----	407.9 ----	376.6 ---	402.4 ---	426.7 ----
KXC3346	434.1 -----	443.4 -----	432.8 -----	443.9 -----	438.6 -----
KXC3347	403.5 ----	384.0 -	396.2 -----	418.7 -----	416.0 ---
LG 32257	391.3 --	390.6 --	365.5 -	402.6 ---	409.4 --
KWS Chiasso	411.7 -----	409.4 -----	390.9 -----	401.5 ---	440.0 -----
Angeleen	424.4 -----	398.1 ---	413.2 -----	421.6 ----	444.6 -----
Qualito	401.9 ----	385.4 -	395.0 ----	396.9 ---	429.6 ----
-Bezugsgrösse(n)	411.3 -----	414.0 -----	385.6 ----	417.8 -----	425.2 -----
Versuchs-Mittel	416.9 -----	417.0 -----	395.7 -----	425.4 -----	431.1 -----
VK [%]	4.8	4.2	4.3	5.8	5.4
KGD (5%)	15.0	35.5	27.8	40.0	ns
KGD (1%)	19.8	47.7	36.9	53.1	ns
Versuchs-Streuung	20.2	17.5	17.1	24.5	23.1
FG Fehlerterm	308.0	35.0	68.0	67.0	68.0
Anz. Beob.	14.0	2.0	3.0	3.0	3.0

Varianz-Analyse

	S.Q.	FG	F-Wert	F(95%)	P0
Verfahren	116722.2	35	8.16 ***	1.46	0.0000
Anbauorte	73300.3	4	44.83 ***	2.40	0.0000
WW Verf.*Anb.Orte	72273.3	140	1.26 ns	1.26	
Fehler	125889.1	308			
Insgesamt	388184.8	487			

NDF (NIRS) [g./kg MS] / Zellwandanteil (NIRS) [g./kg TS]

Verfahren	8566	
	Ellighausen TG	
LG 31272	443.2	-----
P8086	438.9	-----
KWS Milandro	415.0	-----
Meluseen	414.3	----
KWS Adorado	413.0	-----
SY Opale	408.8	----
DKC3434	458.4	-----
Pilgrim	372.9	-
LG 31251	414.9	-----
EX3428	433.7	-----
P8317	448.0	-----
P82703	433.6	-----
KXC2321	399.2	----
KXC3123	409.9	----
Farmirella	393.3	---
LZM272/34	422.1	-----
LZM273/63	439.4	-----
LG 31271	413.8	----
EY3533	403.4	----
SU Keldeo	416.8	-----
LID1145C	402.9	----
LID1810C	377.6	-
(RGT Galopixx)	407.6	-----
SA1172	394.2	---
SA1342	410.3	----
SA1362	422.1	-----
SB0793	439.7	-----
1082D244-01	437.4	-----
KXC3339	390.4	---
KXC3342	403.4	----
KXC3346	411.7	-----
KXC3347	402.5	----
LG 32257	388.5	--
KWS Chiasso	416.9	-----
Angeleen	444.5	-----
Qualito	402.5	----
-Bezugsgrösse(n)	414.0	-----
Versuchs-Mittel	415.1	-----
VK [%]	4.0	
KGD (5%)	26.7	
KGD (1%)	35.5	
Versuchs-Streuung	16.4	
FG Fehlerterm	70.0	
Anz. Beob.	3.0	

ADF (NIRS) [g./kg MS] / ADF (NIRS) [g./kg TS]

Verfahren	Seriemittel	1260 Nyon	5643 Alikon AG	8046 Reckenholz ZH	8193 Eglisau ZH
LG 31272	231.0 -----	230.8 -----	219.1 -----	224.8 ----	238.9 ----
P8086	235.5 -----	234.8 -----	230.1 -----	228.4 ----	245.3 -----
KWS Milandro	218.7 ----	219.8 ----	200.1 --	221.5 ---	232.1 ----
Meluseen	225.3 -----	226.0 -----	216.9 -----	226.9 ----	232.8 ----
KWS Adorado	219.0 ----	205.6 ---	205.9 ----	229.8 -----	227.2 --
SY Opale	227.0 -----	224.1 -----	213.4 -----	236.7 -----	241.5 -----
DKC3434	244.0 -----	233.3 -----	234.8 -----	246.6 -----	250.9 -----
Pilgrim	214.0 ---	194.4 -	200.9 --	241.7 -----	234.1 ----
LG 31251	221.6 -----	224.4 -----	208.0 ----	225.2 ----	225.3 --
EX3428	233.8 -----	234.8 -----	211.9 -----	260.3 -----	227.2 --
P8317	243.6 -----	239.2 -----	237.2 -----	258.3 -----	237.9 ----
P82703	241.9 -----	231.4 -----	231.9 -----	250.1 -----	261.3 -----
KXC2321	212.3 --	207.9 ---	196.0 -	216.0 --	228.3 ---
KXC3123	218.5 ----	218.5 ----	206.4 ----	227.1 ----	219.9 -
Farmirella	208.3 -	201.1 --	192.7 -	209.9 -	229.2 ---
LZM272/34	230.2 -----	231.6 -----	224.6 -----	226.1 ----	238.3 -----
LZM273/63	237.1 -----	224.5 -----	234.4 -----	251.8 -----	234.7 ----
LG 31271	226.9 -----	223.4 -----	200.9 --	245.6 -----	242.5 -----
EY3533	230.9 -----	226.8 -----	210.2 -----	260.0 -----	238.2 -----
SU Keldeo	221.9 -----	206.0 ---	220.2 -----	230.9 -----	230.5 ---
LID1145C	219.5 ----	216.1 ----	202.7 ---	223.1 ----	240.4 -----
LID1810C	206.8 -	195.7 -	206.8 ----	207.7 -	221.0 -
(RGT Galopixx)	231.1 -----	218.7 -----	226.1 -----	259.9 -----	234.1 ----
SA1172	226.1 ----	227.9 -----	206.4 ----	256.4 -----	230.3 ---
SA1342	223.5 ----	218.1 ----	212.6 ----	233.6 ----	234.9 ----
SA1362	230.3 -----	201.7 --	224.7 -----	259.5 -----	239.3 -----
SB0793	235.8 -----	228.3 -----	220.5 -----	252.9 -----	246.5 -----
1082D244-01	233.7 -----	223.6 -----	220.0 -----	240.3 -----	253.2 -----
KXC3339	218.0 ----	197.8 -	214.3 ----	224.1 ----	246.6 -----
KXC3342	216.9 ---	213.2 ----	202.7 ---	223.5 ----	233.7 ----
KXC3346	234.2 -----	233.8 -----	236.2 -----	248.1 -----	240.0 ----
KXC3347	217.6 ---	197.1 -	218.6 ----	234.5 -----	227.0 --
LG 32257	209.1 -	201.8 --	195.4 -	219.1 ---	226.0 --
KWS Chiasso	219.9 ----	213.3 ----	208.9 ----	215.8 --	241.8 ----
Angeleen	231.6 -----	205.6 ---	229.7 -----	232.8 ----	249.8 -----
Qualito	214.8 ---	194.4 -	218.5 -----	216.1 --	235.1 ----
-Bezugsgrösse(n)	218.9 ----	212.7 ----	203.0 ---	225.7 ----	229.6 ---
Versuchs-Mittel	225.3 -----	217.4 -----	215.0 -----	235.1 -----	236.6 -----
VK [%]	6.0	5.3	5.4	7.0	6.5
KGD (5%)	10.1	23.2	18.9	26.8	ns
KGD (1%)	13.3	31.1	25.1	35.6	ns
Versuchs-Streuung	13.5	11.4	11.6	16.4	15.4
FG Fehlerterm	306.0	35.0	68.0	67.0	68.0
Anz. Beob.	14.0	2.0	3.0	3.0	3.0

Varianz-Analyse

	S.Q.	FG	F-Wert	F(95%)	P0
Verfahren	48006.2	35	7.49 ***	1.46	0.0000
Anbauorte	40498.4	4	55.32 ***	2.40	0.0000
WW Verf.*Anb.Orte	34379.7	140	1.34 ns	1.26	
Fehler	56001.4	306			
Insgesamt	178885.7	485			

ADF (NIRS) [g./kg MS] / ADF (NIRS) [g./kg TS]

Verfahren	8566	
	Ellighausen TG	
LG 31272	241.3	-----
P8086	238.8	-----
KWS Milandro	219.9	----
Meluseen	223.7	----
KWS Adorado	226.8	-----
SY Opale	219.3	----
DKC3434	254.4	-----
Pilgrim	198.8	-
LG 31251	225.5	----
EX3428	234.8	-----
P8317	245.4	-----
P82703	234.8	-----
KXC2321	213.2	---
KXC3123	220.6	----
Farmirella	208.6	--
LZM272/34	230.2	-----
LZM273/63	240.0	-----
LG 31271	222.3	----
EY3533	219.2	----
SU Keldeo	221.7	-----
LID1145C	215.3	----
LID1810C	202.8	-
(RGT Galopixx)	216.7	----
SA1172	209.3	--
SA1342	218.3	----
SA1362	226.3	-----
SB0793	231.0	-----
1082D244-01	231.1	-----
KXC3339	207.0	--
KXC3342	211.2	---
KXC3346	212.9	---
KXC3347	210.8	---
LG 32257	203.4	-
KWS Chiasso	219.8	----
Angeleen	239.9	-----
Qualito	209.8	---
-Bezugsgrösse(n)	223.3	-----
Versuchs-Mittel	222.4	-----
VK [%]	4.9	
KGD (5%)	17.8	
KGD (1%)	23.7	
Versuchs-Streuung	10.9	
FG Fehlerterm	68.0	
Anz. Beob.	3.0	

ADL (NIRS) [g./kg MS] / ADL (NIRS) [g./kg TS]

Verfahren	Seriemittel	1260 Nyon	5643 Alikon AG	8046 Reckenholz ZH	8193 Eglisau ZH
LG 31272	23.6 -----	25.4 ----	23.9 -----	23.8 -----	21.6 -----
P8086	24.6 -----	29.9 -----	23.6 -----	23.9 -----	22.6 -----
KWS Milandro	21.9 ----	25.5 ----	21.3 ----	21.6 ---	20.4 ----
Meluseen	22.2 ----	26.5 ----	21.8 ----	21.7 --	20.6 ----
KWS Adorado	22.5 ----	24.4 ---	21.4 ----	23.2 ----	21.0 ----
SY Opale	22.7 -----	26.4 -----	21.8 -----	23.8 -----	20.8 ----
DKC3434	24.5 -----	26.5 -----	23.5 -----	25.4 -----	23.3 -----
Pilgrim	21.9 ----	24.4 ---	21.9 ----	23.9 ----	21.0 ----
LG 31251	21.3 ---	24.7 ----	21.6 ----	21.4 --	18.5 -
EX3428	23.1 -----	27.8 -----	21.4 ----	24.9 -----	19.8 ---
P8317	25.4 -----	31.8 -----	23.4 -----	26.1 -----	21.8 -----
P82703	24.4 -----	27.9 -----	23.4 -----	24.4 -----	23.3 -----
KXC2321	21.0 --	23.2 --	20.9 ---	21.8 ---	20.6 ----
KXC3123	22.2 ----	25.9 ----	21.0 ----	24.0 ----	20.5 ----
Farmirella	21.1 ---	25.1 ----	19.2 -	22.3 ---	21.5 ----
LZM272/34	22.3 ----	25.6 ----	21.3 ----	23.7 ----	19.9 ----
LZM273/63	22.7 -----	25.2 ----	21.9 -----	24.9 -----	19.7 ---
LG 31271	22.3 ----	25.9 ----	19.7 --	24.0 ----	21.3 ----
EY3533	23.5 -----	27.4 -----	20.6 ----	26.5 -----	21.8 ----
SU Keldeo	21.1 ---	24.1 ---	20.6 ----	22.2 ---	19.7 ---
LID1145C	22.7 -----	26.1 -----	20.2 ---	24.5 -----	22.2 -----
LID1810C	20.0 -	24.4 ---	19.0 -	20.0 -	19.0 --
(RGT Galopixx)	23.3 -----	25.8 ----	21.7 -----	26.7 -----	22.0 -----
SA1172	22.6 -----	26.5 ----	20.0 ---	26.5 -----	19.6 ---
SA1342	22.3 ----	25.6 ----	20.3 ---	24.3 ----	19.9 ---
SA1362	23.3 -----	25.1 ----	21.5 ----	27.6 -----	20.1 ----
SB0793	23.1 -----	24.2 ---	22.1 -----	26.3 -----	21.7 -----
1082D244-01	23.7 -----	25.5 ----	21.5 ----	25.5 -----	23.3 -----
KXC3339	22.6 ----	24.3 ---	22.8 -----	23.2 ----	22.1 -----
KXC3342	22.5 ----	24.6 ----	20.8 ----	24.6 ----	21.6 ----
KXC3346	23.3 -----	25.7 ----	23.0 -----	27.4 -----	21.6 ----
KXC3347	22.2 ----	21.6 -	22.6 -----	27.4 -----	21.0 ----
LG 32257	20.6 --	23.5 ---	19.3 -	22.0 ---	19.9 ----
KWS Chiasso	21.9 ----	23.2 --	21.1 ----	21.3 --	22.2 -----
Angeleen	22.5 ----	22.6 --	22.2 -----	22.5 ---	21.9 -----
Qualito	21.6 ----	21.8 -	21.8 ----	23.4 ----	20.8 ----
-Bezugsgrösse(n)	22.2 ----	25.0 ----	21.4 ----	22.4 ----	20.7 ----
Versuchs-Mittel	22.6 ----	25.4 ----	21.5 -----	24.1 -----	21.1 -----
VK [%]	6.9	6.4	6.0	7.9	7.7
KGD (5%)	1.2	3.3	2.1	3.1	2.6
KGD (1%)	1.5	4.4	2.8	4.1	ns
Versuchs-Streuung	1.6	1.6	1.3	1.9	1.6
FG Fehlerterm	306.0	35.0	68.0	67.0	68.0
Anz. Beob.	14.0	2.0	3.0	3.0	3.0

Varianz-Analyse

	S.Q.	FG	F-Wert	F(95%)	P0
Verfahren	651.2	35	7.62 ***	1.46	0.0000
Anbauorte	1650.3	4	169.08 ***	2.40	0.0000
WW Verf.*Anb.Orte	715.2	140	2.09 ***	1.26	0.0004
Fehler	746.7	306			
Insgesamt	3763.3	485			

ADL (NIRS) [g./kg MS] / ADL (NIRS) [g./kg TS]

Verfahren	8566	
	Ellighausen TG	
LG 31272	23.3	-----
P8086	22.9	-----
KWS Milandro	20.5	-----
Meluseen	20.7	-----
KWS Adorado	22.4	-----
SY Opale	21.0	-----
DKC3434	24.1	-----
Pilgrim	18.2	--
LG 31251	20.4	-----
EX3428	21.9	-----
P8317	23.9	-----
P82703	22.9	-----
KXC2321	18.6	--
KXC3123	19.7	-----
Farmirella	17.5	-
LZM272/34	21.0	-----
LZM273/63	21.7	-----
LG 31271	20.8	-----
EY3533	21.3	-----
SU Keldeo	19.0	---
LID1145C	20.3	-----
LID1810C	17.5	-
(RGT Galopixx)	20.2	-----
SA1172	20.7	-----
SA1342	21.7	-----
SA1362	22.4	-----
SB0793	21.1	-----
1082D244-01	22.7	-----
KXC3339	20.5	-----
KXC3342	21.0	-----
KXC3346	18.7	--
KXC3347	18.7	--
LG 32257	18.1	--
KWS Chiasso	21.8	-----
Angeleen	23.2	-----
Qualito	20.4	-----
-Bezugsgrösse(n)	21.4	-----
Versuchs-Mittel	20.9	-----
VK [%]	6.4	
KGD (5%)	2.2	
KGD (1%)	2.9	
Versuchs-Streuung	1.3	
FG Fehlerterm	68.0	
Anz. Beob.	3.0	

Teneur en protéines (NIRS) [g./kg MS] / Proteingehalt (NIRS) [g./kg TS]

Verfahren	Seriemittel	1260 Nyon	5643 Alikon AG	8046 Reckenholz ZH	8193 Eglisau ZH
LG 31272	68.6 --	76.6 ----	75.1 ----	70.4 ----	53.0 -
P8086	75.1 -----	88.6 -----	76.7 ----	75.6 -----	59.4 -----
KWS Milandro	68.8 --	72.4 ----	74.7 ----	68.6 --	58.7 -----
Meluseen	68.4 --	81.4 -----	70.7 -	67.0 -	55.3 ----
KWS Adorado	68.6 --	74.5 ----	71.2 -	71.7 ----	55.3 ----
SY Opale	72.9 -----	86.3 -----	77.4 -----	72.5 ----	56.5 ----
DKC3434	67.3 -	73.7 ----	72.5 --	69.7 ---	53.2 --
Pilgrim	74.5 -----	87.8 -----	75.7 ----	72.1 ----	61.6 -----
LG 31251	67.6 -	62.8 -	72.8 --	70.4 ----	56.9 ----
EX3428	74.1 -----	84.4 -----	77.6 -----	73.5 -----	62.8 -----
P8317	70.7 ----	81.6 -----	72.2 --	71.3 ----	57.4 ----
P82703	73.2 -----	81.4 -----	77.2 -----	77.7 -----	56.8 ----
KXC2321	71.7 ----	75.8 ----	80.2 -----	74.1 ----	55.4 ----
KXC3123	72.6 -----	80.3 -----	76.0 ----	74.4 -----	57.9 ----
Farmirella	75.5 -----	89.6 -----	77.7 ----	77.2 -----	60.8 -----
LZM272/34	68.9 --	72.2 ----	77.1 ----	69.4 ---	52.1 -
LZM273/63	70.5 ----	81.5 -----	72.1 --	71.4 ----	59.6 -----
LG 31271	69.3 ---	72.3 ----	78.5 -----	69.4 ---	55.8 ----
EY3533	72.6 -----	86.4 -----	78.3 -----	69.8 ---	55.6 ----
SU Keldeo	71.4 ----	80.4 -----	76.2 ----	73.2 ----	56.5 ----
LID1145C	76.1 -----	89.5 -----	78.0 -----	77.0 -----	60.3 -----
LID1810C	72.7 ----	77.0 ----	75.1 ----	77.4 -----	62.0 -----
(RGT Galopixx)	70.9 ----	85.9 -----	72.8 --	69.0 ---	55.1 ---
SA1172	74.8 -----	93.8 -----	79.5 -----	68.2 --	57.7 ----
SA1342	73.1 ----	88.3 -----	72.5 --	75.2 -----	57.9 ----
SA1362	72.2 ----	84.8 -----	71.8 -	74.6 -----	56.1 ----
SB0793	68.9 --	75.3 ----	74.7 ----	69.8 ---	54.6 ---
1082D244-01	72.3 -----	76.7 ----	79.6 -----	76.0 -----	54.9 ---
KXC3339	71.1 ----	86.8 -----	78.0 ----	66.5 -	54.2 ---
KXC3342	72.3 -----	79.6 ----	76.4 ----	78.9 -----	54.0 --
KXC3346	69.5 ---	78.7 ----	72.2 --	70.1 ----	54.8 ---
KXC3347	73.8 -----	80.1 ----	83.0 -----	72.4 ----	56.5 ----
LG 32257	74.7 -----	89.1 -----	77.0 ----	72.1 ----	60.9 -----
KWS Chiasso	73.2 -----	83.0 -----	78.0 ----	76.8 -----	56.8 ----
Angeleen	70.0 ----	74.1 ----	77.7 ----	73.6 ----	56.6 ----
Qualito	70.6 ----	75.9 ----	77.1 ----	74.1 ----	55.9 ----
-Bezugsgrösse(n)	68.7 --	73.4 ----	72.9 --	70.1 ----	57.0 ----
Versuchs-Mittel	71.6 -----	80.8 -----	75.9 ----	72.5 ----	56.9 ----
VK [%]	5.6	8.1	3.9	6.0	5.0
KGD (5%)	3.0	13.3	4.9	7.1	4.6
KGD (1%)	3.9	ns	6.5	ns	6.2
Versuchs-Streuung	4.0	6.6	3.0	4.3	2.8
FG Fehlerterm	308.0	35.0	68.0	67.0	68.0
Anz. Beob.	14.0	2.0	3.0	3.0	3.0

Varianz-Analyse

	S.Q.	FG	F-Wert	F(95%)	P0
Verfahren	2822.2	35	5.09 ***	1.46	0.0000
Anbauorte	32198.3	4	508.41 ***	2.40	0.0000
WW Verf.*Anb.Orte	4617.8	140	2.08 ***	1.26	0.0004
Fehler	4876.5	308			
Insgesamt	44514.8	487			

Teneur en protéines (NIRS) [g./kg MS] / Proteingehalt (NIRS) [g./kg TS]

Verfahren	8566	
	Ellighausen TG	
LG 31272	67.6	-
P8086	75.1	-----
KWS Milandro	69.9	---
Meluseen	67.7	-
KWS Adorado	70.4	----
SY Opale	72.1	-----
DKC3434	67.2	-
Pilgrim	75.3	-----
LG 31251	75.3	-----
EX3428	72.1	-----
P8317	71.2	-----
P82703	73.1	-----
KXC2321	72.9	-----
KXC3123	74.5	-----
Farmirella	72.2	-----
LZM272/34	73.7	-----
LZM273/63	67.8	-
LG 31271	70.4	----
EY3533	73.0	-----
SU Keldeo	70.5	----
LID1145C	75.5	-----
LID1810C	71.8	-----
(RGT Galopixx)	71.6	-----
SA1172	75.0	-----
SA1342	71.6	----
SA1362	73.9	-----
SB0793	70.2	----
1082D244-01	74.5	-----
KXC3339	70.1	----
KXC3342	72.5	-----
KXC3346	71.6	-----
KXC3347	77.1	-----
LG 32257	74.2	-----
KWS Chiasso	71.5	-----
Angeleen	68.0	-
Qualito	70.1	----
-Bezugsgrösse(n)	70.1	----
Versuchs-Mittel	72.0	-----
VK [%]	5.1	
KGD (5%)	ns	
KGD (1%)	ns	
Versuchs-Streuung	3.7	
FG Fehlerterm	70.0	
Anz. Beob.	3.0	

NEL (NIRS) [MJ/kg MS] / NEL (NIRS) [MJ/kg TS]

Verfahren	Seriemittel	1260 Nyon	5643 Alikon AG	8046 Reckenholz ZH	8193 Eglisau ZH
LG 31272	6.4 ---	6.1 ---	6.5 ----	6.5 -----	6.5 -----
P8086	6.3 ---	6.0 --	6.5 ----	6.5 -----	6.4 ---
KWS Milandro	6.6 -----	6.3 -----	6.8 -----	6.6 -----	6.6 -----
Meluseen	6.6 -----	6.3 -----	6.7 -----	6.6 -----	6.6 -----
KWS Adorado	6.5 -----	6.5 -----	6.8 -----	6.4 -----	6.6 -----
SY Opale	6.5 -----	6.4 -----	6.7 -----	6.4 -----	6.5 -----
DKC3434	6.3 --	6.2 -----	6.5 ---	6.2 ---	6.3 --
Pilgrim	6.6 -----	6.6 -----	6.8 -----	6.2 ---	6.5 -----
LG 31251	6.7 -----	6.4 -----	7.0 -----	6.7 -----	6.9 -----
EX3428	6.4 ----	6.1 ---	6.7 -----	6.1 --	6.7 -----
P8317	6.2 -	5.9 -	6.4 --	6.1 -	6.5 ----
P82703	6.3 -	6.1 ---	6.5 ---	6.2 ---	6.3 -
KXC2321	6.6 -----	6.5 -----	6.9 -----	6.6 -----	6.7 -----
KXC3123	6.5 -----	6.2 -----	6.8 -----	6.4 -----	6.7 -----
Farmirella	6.7 -----	6.5 -----	7.0 -----	6.7 -----	6.5 -----
LZM272/34	6.5 -----	6.3 -----	6.7 -----	6.6 -----	6.7 -----
LZM273/63	6.4 ---	6.3 -----	6.5 ---	6.2 ---	6.6 -----
LG 31271	6.5 -----	6.4 -----	6.9 -----	6.3 -----	6.5 -----
EY3533	6.4 ---	6.2 -----	6.7 -----	6.0 -	6.5 -----
SU Keldeo	6.6 -----	6.6 -----	6.6 -----	6.6 -----	6.7 -----
LID1145C	6.5 -----	6.3 -----	6.8 -----	6.5 -----	6.5 -----
LID1810C	6.8 -----	6.7 -----	6.9 -----	6.9 -----	6.8 -----
(RGT Galopixx)	6.4 ----	6.3 -----	6.6 -----	6.1 --	6.6 -----
SA1172	6.6 -----	6.3 -----	6.9 -----	6.2 ---	6.7 -----
SA1342	6.6 -----	6.4 -----	6.8 -----	6.6 -----	6.6 -----
SA1362	6.5 -----	6.6 -----	6.7 -----	6.1 --	6.6 -----
SB0793	6.4 ----	6.3 -----	6.6 -----	6.2 ---	6.5 -----
1082D244-01	6.3 --	6.1 ---	6.6 -----	6.3 ---	6.3 -
KXC3339	6.6 -----	6.5 -----	6.6 -----	6.6 -----	6.5 -----
KXC3342	6.6 -----	6.4 -----	6.8 -----	6.5 -----	6.6 -----
KXC3346	6.3 --	6.1 ---	6.3 -	6.2 --	6.5 -----
KXC3347	6.5 -----	6.6 -----	6.6 -----	6.3 -----	6.7 -----
LG 32257	6.8 -----	6.6 -----	7.0 -----	6.6 -----	6.8 -----
KWS Chiasso	6.5 -----	6.3 -----	6.7 -----	6.6 -----	6.5 -----
Angeleen	6.5 -----	6.6 -----	6.6 -----	6.5 -----	6.5 -----
Qualito	6.6 -----	6.6 -----	6.6 -----	6.7 -----	6.6 -----
-Bezugsgrösse(n)	6.5 -----	6.4 -----	6.8 -----	6.5 -----	6.6 -----
Versuchs-Mittel	6.5 -----	6.3 -----	6.7 -----	6.4 -----	6.6 -----
VK [%]	3.0	2.5	2.6	3.7	3.2
KGD (5%)	0.1	0.3	0.3	0.4	ns
KGD (1%)	0.2	0.4	0.4	0.5	ns
Versuchs-Streuung	0.2	0.2	0.2	0.2	0.2
FG Fehlerterm	308.0	35.0	68.0	67.0	68.0
Anz. Beob.	14.0	2.0	3.0	3.0	3.0

Varianz-Analyse

	S.Q.	FG	F-Wert		F(95%)	P0
Verfahren	9.9	35	7.49 ***		1.46	0.0000
Anbauorte	8.1	4	53.74 ***		2.40	0.0000
WW Verf.*Anb.Orte	6.2	140	1.17 ns		1.26	
Fehler	11.6	308				
Insgesamt	35.8	487				

NEL (NIRS) [MJ/kg MS] / NEL (NIRS) [MJ/kg TS]

Verfahren	8566	
	Ellighausen TG	
LG 31272	6.2	-
P8086	6.2	--
KWS Milandro	6.5	-----
Meluseen	6.6	-----
KWS Adorado	6.4	----
SY Opale	6.6	-----
DKC3434	6.2	-
Pilgrim	6.9	-----
LG 31251	6.7	-----
EX3428	6.5	-----
P8317	6.3	--
P82703	6.3	--
KXC2321	6.6	-----
KXC3123	6.5	-----
Farmirella	6.7	-----
LZM272/34	6.5	----
LZM273/63	6.3	---
LG 31271	6.6	-----
EY3533	6.5	-----
SU Keldeo	6.6	-----
LID1145C	6.6	-----
LID1810C	6.9	-----
(RGT Galopixx)	6.6	-----
SA1172	6.8	-----
SA1342	6.6	-----
SA1362	6.5	-----
SB0793	6.4	----
1082D244-01	6.2	-
KXC3339	6.7	-----
KXC3342	6.5	-----
KXC3346	6.6	-----
KXC3347	6.6	-----
LG 32257	6.8	-----
KWS Chiasso	6.6	-----
Angeleen	6.4	----
Qualito	6.6	-----
-Bezugsgrösse(n)	6.5	-----
Versuchs-Mittel	6.5	-----
VK [%]	2.6	
KGD (5%)	0.3	
KGD (1%)	0.4	
Versuchs-Streuung	0.2	
FG Fehlerterm	70.0	
Anz. Beob.	3.0	

NEV (NIRS) [MJ/kg MS] / NEV (NIRS) [MJ/kg TS]

Verfahren	Seriemittel	1260 Nyon	5643 Alikon AG	8046 Reckenholz ZH	8193 Eglisau ZH
LG 31272	6.6 ---	6.3 ----	6.8 ----	6.7 -----	6.7 -----
P8086	6.5 ---	6.1 --	6.8 ----	6.7 -----	6.6 ---
KWS Milandro	6.8 -----	6.4 -----	7.2 -----	6.8 -----	6.8 -----
Meluseen	6.8 -----	6.5 -----	7.0 -----	6.8 -----	6.9 -----
KWS Adorado	6.7 -----	6.7 -----	7.0 -----	6.6 -----	6.8 -----
SY Opale	6.7 -----	6.5 -----	7.0 -----	6.6 -----	6.7 -----
DKC3434	6.4 --	6.3 ----	6.7 ---	6.4 ---	6.5 --
Pilgrim	6.8 -----	6.9 -----	7.0 -----	6.4 ---	6.8 -----
LG 31251	7.0 -----	6.6 -----	7.3 -----	7.0 -----	7.2 -----
EX3428	6.6 ----	6.2 ---	7.0 -----	6.2 --	7.0 -----
P8317	6.4 -	6.0 -	6.6 --	6.1 -	6.7 ----
P82703	6.4 -	6.2 ---	6.7 ---	6.4 ---	6.4 -
KXC2321	6.9 -----	6.7 -----	7.2 -----	6.8 -----	6.9 -----
KXC3123	6.7 -----	6.3 ----	7.1 -----	6.6 -----	7.0 -----
Farmirella	6.9 -----	6.7 -----	7.4 -----	7.0 -----	6.8 -----
LZM272/34	6.8 -----	6.4 -----	7.0 -----	6.8 -----	6.9 -----
LZM273/63	6.6 ---	6.5 -----	6.7 ---	6.3 ---	6.8 -----
LG 31271	6.8 -----	6.6 -----	7.3 -----	6.5 ----	6.8 -----
EY3533	6.6 ---	6.3 ----	6.9 -----	6.1 -	6.7 ----
SU Keldeo	6.9 -----	6.8 -----	6.8 -----	6.8 -----	7.0 -----
LID1145C	6.8 -----	6.5 -----	7.1 -----	6.7 -----	6.7 ----
LID1810C	7.2 -----	7.0 -----	7.2 -----	7.3 -----	7.2 -----
(RGT Galopixx)	6.6 ----	6.5 -----	6.8 -----	6.2 --	6.8 -----
SA1172	6.8 -----	6.4 -----	7.2 -----	6.4 ---	7.0 -----
SA1342	6.8 -----	6.6 -----	7.1 -----	6.8 -----	6.9 -----
SA1362	6.7 -----	6.8 -----	6.9 -----	6.2 --	6.9 -----
SB0793	6.6 ---	6.4 -----	6.9 -----	6.3 ---	6.7 ----
1082D244-01	6.4 --	6.2 ---	6.8 ----	6.4 ---	6.4 -
KXC3339	6.8 -----	6.7 -----	6.9 -----	6.8 -----	6.7 ----
KXC3342	6.8 -----	6.5 -----	7.1 -----	6.7 -----	6.8 -----
KXC3346	6.5 --	6.2 ---	6.5 -	6.3 --	6.7 ----
KXC3347	6.8 -----	6.9 -----	6.8 -----	6.5 ----	6.9 -----
LG 32257	7.0 -----	6.8 -----	7.4 -----	6.9 -----	7.1 -----
KWS Chiasso	6.8 -----	6.5 -----	7.0 -----	6.9 -----	6.7 ----
Angeleen	6.7 -----	6.8 -----	6.9 -----	6.7 -----	6.7 ----
Qualito	6.9 -----	6.8 -----	6.9 -----	6.9 -----	6.8 -----
-Bezugsgrösse(n)	6.8 -----	6.6 -----	7.1 -----	6.7 -----	6.8 -----
Versuchs-Mittel	6.7 -----	6.5 -----	7.0 -----	6.6 -----	6.8 -----
VK [%]	3.7	3.1	3.2	4.6	4.0
KGD (5%)	0.2	0.4	0.4	0.5	ns
KGD (1%)	0.2	0.5	0.5	0.7	ns
Versuchs-Streuung	0.3	0.2	0.2	0.3	0.3
FG Fehlerterm	308.0	35.0	68.0	67.0	68.0
Anz. Beob.	14.0	2.0	3.0	3.0	3.0
Varianz-Analyse					
	S.Q.	FG	F-Wert	F(95%)	P0
Verfahren	16.7	35	7.54 ***	1.46	0.0000
Anbauorte	13.7	4	54.05 ***	2.40	0.0000
WW Verf.*Anb.Orte	10.5	140	1.18 ns	1.26	
Fehler	19.5	308			
Insgesamt	60.5	487			

NEV (NIRS) [MJ/kg MS] / NEV (NIRS) [MJ/kg TS]

Verfahren	8566	
	Ellighausen TG	
LG 31272	6.3	-
P8086	6.4	--
KWS Milandro	6.7	-----
Meluseen	6.8	-----
KWS Adorado	6.6	----
SY Opale	6.8	-----
DKC3434	6.3	-
Pilgrim	7.2	-----
LG 31251	6.9	-----
EX3428	6.7	-----
P8317	6.4	--
P82703	6.4	--
KXC2321	6.9	-----
KXC3123	6.7	-----
Farmirella	6.9	-----
LZM272/34	6.7	----
LZM273/63	6.5	---
LG 31271	6.8	-----
EY3533	6.8	-----
SU Keldeo	6.9	-----
LID1145C	6.9	-----
LID1810C	7.3	-----
(RGT Galopixx)	6.8	-----
SA1172	7.1	-----
SA1342	6.9	-----
SA1362	6.7	-----
SB0793	6.6	----
1082D244-01	6.3	-
KXC3339	6.9	-----
KXC3342	6.8	-----
KXC3346	6.8	-----
KXC3347	6.9	-----
LG 32257	7.1	-----
KWS Chiasso	6.8	-----
Angeleen	6.6	----
Qualito	6.9	-----
-Bezugsgrösse(n)	6.7	-----
Versuchs-Mittel	6.8	-----
VK [%]	3.3	
KGD (5%)	0.4	
KGD (1%)	0.5	
Versuchs-Streuung	0.2	
FG Fehlerterm	70.0	
Anz. Beob.	3.0	

4.3 Serie mittelspät / Série mi-tardive

4.3.1 Standortangaben / Informations des lieux

PLZ / N°p.	Ort / Lieu	m.ü.M. / altitude	2024	
			Saattermin / date de semis	Erntetermin / date de récolte
1260	Nyon	430	10.05.2024	17.09.2024
1567	Delley (Avenches)	432	10.05.2024	06.09.2024
1896	Vouvry	404	30.04.2024	25.09.2024
3065	Habstetten	690	06.06.2024	22.10.2024 °
8046	Reckenholz	440	03.05.2024	05.09.2024
8193	Eglisau	395	14.05.2024	07.09.2024 °
8566	Ellighausen	503	06.06.2024	16.10.2024 °
9465	Salez	445	15.05.2024	20.09.2024 °

* Ertragsdaten nicht für Auswertung berücksichtigt / Informations liées au rendement pas prises en compte pour les mises en valeur.

° Qualitätsdaten nicht für Auswertung berücksichtigt / Informations liées à la qualité pas prises en compte pour les mises en valeur.

4.3.2 Sorten und Status / Variétés et statut

Name / Nom	Synonym	Hybrid Typ	Züchter / Obtenteur	Vertreter / Représentant	KM	SM
SY Enermax	SC2685	SC	Syngenta, CH	Syngenta, Stein		SM21/S
SY Amfora	SA2178	SC	Syngenta, CH	Syngenta, Stein		SM21/S
P9610	X95M764	SC	Pioneer	Pioneer, Versoix		SM21/S
KWS Editio	KXC0337	SC	KWS, Einbeck	KWS Suisse SA, Basel		SM21/S
KWS Go	KXC1211	SC	KWS, Einbeck	KWS Suisse SA, Basel		SM21/S
SU Crumber	SG 125	SC	Saaten Union GmbH, D	Hauenstein, Rafz		SM21/S
Bone	SG 111	SC	Saaten Union GmbH, D	Hauenstein, Rafz		SM21/e2
Armoreen	LZM272/33	TC	Limagrain, Europe	Fenaco, Moudon		SM21/e2
P9967	1097A001-01	SC	Pioneer	Pioneer, Versoix		SM21+SM31/e2
KWS Lupollino	KXC2121	SC	KWS, Einbeck	KWS Suisse SA, Basel		SM21/e2
LG 31301	LZM372/39	TC	Limagrain, Europe	Fenaco, Moudon		SM21/e1
Wakefield	ESZ21204		DSV, D	?	KM11/e1	SM21/e1
SY Remco	SA2071	SC	Syngenta, CH	Syngenta, Stein		SM21/e1
	SE2272	SC	Syngenta, CH	Syngenta, Stein	KM21/e1	SM21/e1
	1089D485-01	SC	Pioneer	Pioneer, Versoix		SM21/e1
P92440	1092B840-01	SC	Pioneer	Pioneer, Versoix		SM21/e1
	1092D851-01	SC	Pioneer	Pioneer, Versoix	KM21/e1	SM21/e1
KWS Monumento	KXC0341	TC	KWS, Einbeck	KWS Suisse SA, Basel		SM21/e1
(KWS Berro)	KXC2213	SC	KWS, Einbeck	KWS Suisse SA, Basel		SM21/e1
(KWS Profusio)	KXC2340	SC	KWS, Einbeck	KWS Suisse SA, Basel		SM21/e1
	KXC3144	SC	KWS, Einbeck	KWS Suisse SA, Basel		SM21/e1
	KXC3213	SC	KWS, Einbeck	KWS Suisse SA, Basel	KM21/e1	SM21/e1
	KXC3363	SC	KWS, Einbeck	KWS Suisse SA, Basel	KM21/e1	SM21/e1
P9944	1099A002-01	SC	Pioneer	Pioneer, Versoix	KM31/e1	SM31/e1
P9911	X00B109	SC	Pioneer	Pioneer, Versoix		SM31/S
LG 31479		SC	Limagrain, Europe	Fenaco, Moudon		SM31/S
P8834	X90M326	SC	Pioneer	Pioneer, Versoix	KM21+KM31/S	SM21/T
KWS Inteligens	KXB8383	SC	KWS, Einbeck	KWS Suisse SA, Basel		SM31/S
ES Traveler	ESZ9207	SC	Lidea, Norderstedt	Fenaco, Moudon / Hauenstein, Rafz		SM11/S
SY Granaris	SC3360	SC	Syngenta, CH	Syngenta, Stein		SM21/T

4.3.3 Standorteigenschaften und Bewirtschaftungsmassnahmen / Informations sur les sites et techniques culturales

Technische Versuchsaangaben / données techniques / technical information									
Standort / lieu / site:	Nyon (430 m ü.M.)	Vouvy (404 m ü.M.)	Habstetten (620 m ü.M.)	Reckenholz (384 m ü.M.)	Eglisau (395 m ü.M.)	Ellighausen (503 m ü.M.)	Salez (445 m ü.M.)		
Bodenart / type de sol / soil type:	Limono sableux	Limono sableux (argile 20-30%, MO 2.4 %, CaCO3 total 8.3 %, pH 6.0)	Sandiger Lehm, pH 6.5	Parabraunerde	sandiger Lehm bis Lehm	Braunerde	lehmreicher Sand - lehmiger Schluff		
Witterungsbedingungen / données météorologiques / meteorological data: Niederschlagssumme / sommes des précipitations / sum of rainfalls (Saar - Ernte / semis - récolte / seeding - harvest): Temperatursumme 2 m über Boden / somme des températures / sum of temperatures (base 6°C; Saat - Ernte / semis - récolte / seeding - harvest):	347 mm (Meteostation Changins) 1777°C (Meteostation Changins) Irrigation : 30.07.2024 ; 34 mm 06.08.2024 ; 30 mm 21.08.2024 ; 38 mm	459.4 mm (selon météo Suisse, station Aglie) 1970°C (selon météo Suisse, station Aglie)	647 mm (selon Agro Météo station Zbrüwil) 1461°C (selon Agro Météo station Zbrüwil)	477.5 mm (Meteostation Reckenholz) 1603.8°C (Meteostation Reckenholz)	367.3 mm (Agrometeo Steinmaur) 1505.9°C (Agrometeo Steinmaur)	392.5 mm (Agrometeo Ellighausen) 1545.9°C (Agrometeo Ellighausen)	802 mm (Agrometeo Salez) 1645.7°C (Agrometeo Salez)		
Versuchsanlage / dispositif expérimental / experimental design: Randomisierte Blockanlage mit 3 Wiederholungen/blocs randomisés avec 3 répétitions / randomized block design with 3 replications. Parzellengrösse / grandeur d'une parcelle / plot size:									
Vorfrucht / précédent cultural / previous crop:	luzerne	Blé + engrais vert sans légumineuses / Weizen + Gründüngung (ohne Leguminosen)	blé / Weizen / wheat	Mischkultur Leguminosen u. Getreide + Örtlich mit Hafer (Gründüngung)	Sonnenblumen + UFA Winter Fit	Prairie temporaire / Kunstwiese / temporary grassland (Mischung 330)	Prairie temporaire / Kunstwiese / temporary grassland (Mischung 330)		
Bodenbearbeitung / travail du sol / soil cultivation:	labour 12.03.2024 - herse rotative 10.05.2024	Labour 26.04.2024, Herse rotative 30.04.2024	Pflug und Kreiselegge / charrue et herse rotative / plough and rotary harrow 30.04 et 28.05.2024	27.03.24 Mulcher, 09.04.24 Grubber, 29.04.24 Kreiselegge	30.03.24 Pflug, 14.05.24 Kreiselegge	10.03.24 Pflug, 16.05.24 Kreiselegge	29.4.24 Pflug, 15.05.24 Kreiselegge		
Saat / date de semis / sowing date:	10.05.2024 (jour 131)	30.04.2024 (jour 121)	05.06.2024 (jour 158)	03.05.2024	14.05.2024	06.06.2024	15.05.2024		
Ernte / date de récolte / harvest date:	17.09.2024 (jour 261)	25.09.2024 (jour 269)	22.10.2024 (jour 296)	05.09.2024	07.09.2024	16.10.2024	20.09.2024		
Saaidichte / densité de semis / sowing density:	9.5 Körner / grains pro m ²	9.5 Körner / grains pro m ² éclairci à 9.1 plantes/m ²	9.5 Körner / grains pro m ²	9.5 Körner / grains pro m ²	9.5 Körner / grains pro m ²	9.5 Körner / grains pro m ²	9.5 Körner / grains pro m ²		
Vegetationsdauer / durée de végétation / growing period	130 Tage / jours / days	148 Tage / jours / days	138 Tage / jours / days	125 Tage / jours / days	116 Tage / jours / days	132 Tage / jours / days	128 Tage / jours / days		
Reihenabstand / interriges / row distance:	75 cm	75 cm	75 cm	75 cm	75 cm	75 cm	75 cm		
Mechanische Unkrautbekämpfung / désherbage mécanique / mechanical weed control:	-	-	-	-	-	-	-		
Chemische Unkrautbekämpfung / désherbage chimique / chemical weed control:	17.05.2024: Callisto 0.75 l/ha Banvel 0.5 l/ha Monsoon 1.5 l/ha	26.05.2024 Banvel 0.3 l/ha Callisto 1 l/ha Spectrum 1.2 l/ha Moonson 1 l/ha	30.06.2024 Callisto 1.1 l/ha Equip Power 1.2 l/ha	13.05.24: 1.2l/ha Equip Power + 1.2l/ha Spectrum, 11.07.24: 2kg/ha Laudis WG + 1l/ha Dash + 0.2kg/ha Arat	06.06.24: 2.5l/ha Stomp Aqua BASF W-6880 + 1.4l/ha Spectrum BASF W-6075 + 1.5l/ha Laudis W. 6553	02.06.24: 1.5l/ha Equip Power + 0.015kg/ha Harmony Sx	19.06.24: 1.5l/ha Equip Power + 0.015kg/ha Harmony Sx		
Grunddüngung / fumure de base / basic fertilisation:	02.05.2023 50 m3 Lüsler bovins 5-10-20 : 25 kg N 50 kg P2O5 100 kg K2O	30.11.2024: Pousse 0.60 (444 kg/ha 0 U/ha N, 0 U/ha P, 266 U/ha K) 30.11.2024: Supertriple 0.46 (368 kg/ha, 0 U/ha N, 168 U/ha P, 0 U/ha K)	15.05.24 : Granulops 17 % : 300 kg/ha = 51 kg P/ha, Kali 60 % : 185 kg/ha ammonitrate 27.5 % : 50.8 kg N /ha	14.05.24: 200kg/ha Ammonitrate 27.5 % : 54 kg N/ha 10.06.2024 200 kg/ha Ammonitrate 27 % : 54 kg N/ha	14.05.24: 200kg NPK Dünger Lander 20.10.10 (40 / 20 / 20kg NPK/ha)	05.03.24: 25l/ha Stapelmist (112.5 / 32.5 / 127.5 kg NPK/ha)	11.03.24: 30m ³ /ha Gülle (ca. 60 / 30 / 84 kg NPK/ha) 26.04.24: 50l/ha Mist (ca. 1.46 / 42.25 / 165.75 kg NPK/ha)		
N-Düngung / fumure N / N fertilisation:	01.05.2024: 185 kg/ha Nitrate d'ammonisique 27.5.0.0 - 51 N 22.05.2024: 212 kg/ha Urée perfee 46 % : 98 N								
N-Mineralisierung zu Vegetationsbeginn / minéralisation azote au début de la saison / N mineralisation at the beginning of the vegetation period:	-	-	-	-	-	-	-		
Ernte / Récolte / harvest:	Baural Maishäcker / ensileuse expérimentale	Baural Maishäcker / ensileuse expérimentale	Baural Maishäcker / ensileuse expérimentale	Baural Maishäcker / ensileuse expérimentale	Baural Maishäcker / ensileuse expérimentale	Baural Maishäcker / ensileuse expérimentale	Baural Maishäcker / ensileuse expérimentale		
									New Holland Versuchsmaishäcker / ensileuse expérimentale

4.3.4 Index / Indice

Sorte	Status	VOS	Ertrag	Reife	Jugend-entwi.		Wurzellag.		Stängelbr.	Beulenbrand	Oekon.		Agron. Index	Gesamtindex
					Ernte	Veg.	Ernte	Index			Index			
SU Crumber	S	1.41	0.54	-1.02	0.03	-0.20	0.98	0.59	0.18	1.95	0.56	2.51		
KWS Lupollino	e2	0.84	1.83	1.31	0.10	0.33	-2.93	0.20	0.52	2.67	-0.47	2.20		
ES Traveler	FS	-0.83	0.53	1.14	0.23	0.20	-2.15	0.20	0.26	-0.30	-0.12	-0.42		
LG 31301	e1	1.41	3.38	-0.03	0.11	-0.46	-4.49	-1.37	0.21	4.79	-6.03	-1.24		
1092D851-01	e1	0.40	-1.26	-0.71	-0.11	0.07	-0.59	0.59	0.05	-0.86	-0.70	-1.56		
KXC3213	e1	-1.16	3.49	-0.13	0.06	-0.07	-4.88	0.59	0.44	2.33	-3.99	-1.66		
(KWS Berro)	e1	-3.87	2.85	-1.43	0.07	0.27	-0.59	0.59	-0.04	-1.02	-1.13	-2.15		
Armoreen	e2	-0.13	5.90	-0.26	0.21	-1.89	-2.93	-3.71	0.37	5.77	-8.21	-2.44		
KWS Go	S	-1.41	-0.54	1.02	-0.03	0.20	-0.98	-0.59	-0.18	-1.95	-0.56	-2.51		
KWS Monumento	e1	-2.52	2.59	0.58	0.04	-0.07	-2.93	-0.98	0.14	0.07	-3.22	-3.15		
Bone	e2	2.13	-0.88	0.61	0.15	-0.07	-5.66	0.20	-0.06	1.25	-4.83	-3.58		
KWS Editio	S	2.26	-2.56	1.99	-0.03	0.20	-1.76	-4.10	0.17	-0.30	-3.53	-3.83		
SY Remco	e1	-0.52	3.05	1.26	0.15	0.07	-4.49	-3.71	-0.04	2.53	-6.76	-4.23		
SY Amfora	S	0.23	-1.79	0.08	-0.07	-0.07	-2.93	-0.98	-0.23	-1.56	-4.20	-5.76		
(KWS Profusio)	e1	-1.26	1.91	-0.68	0.06	-0.20	-6.05	0.20	-0.69	0.65	-7.36	-6.71		
KXC3144	e1	0.24	-1.23	0.72	-0.02	-0.33	-5.66	-0.98	0.27	-0.99	-6.00	-6.99		
P8834	T	-2.79	-3.26	-0.73	-0.17	0.33	-0.59	0.59	-0.43	-6.05	-1.00	-7.05		
P9967	e2	-5.88	4.11	-4.71	-0.15	0.59	-1.37	-0.59	-0.06	-1.77	-6.29	-8.06		
P9944	e1	-7.57	3.42	-5.29	-0.23	0.59	0.59	0.20	0.14	4.15	-4.00	-8.15		
P9911	T	-5.14	2.13	-6.27	-0.03	0.46	-0.59	-0.20	0.13	-3.01	-6.50	-9.51		
KWS Intelligens	S	-6.50	0.47	-6.42	-0.08	0.33	0.59	0.59	0.40	-6.03	-4.59	-10.62		
P92440	e1	-5.57	0.91	-1.84	-0.14	0.46	-5.27	0.59	-0.15	4.66	-6.35	-11.01		
Wakefield	e1	0.01	-4.55	-0.55	0.00	0.33	-4.49	-3.71	0.39	-4.54	-8.03	-12.57		
1089D485-01	e1	-5.10	2.95	-1.68	0.06	-2.90	-6.05	-0.20	0.22	-2.15	-10.55	-12.70		
P9610	S	-5.48	0.71	-2.30	-0.11	0.46	-6.45	-0.20	0.34	4.77	-8.26	-13.03		
SY Granaris	T	-0.61	-7.06	0.05	-0.03	0.46	-3.32	-4.88	0.34	-7.67	-7.38	-15.05		
SY Enermax	S	-6.75	-3.83	-0.51	-0.13	0.46	-2.54	-2.93	0.26	-10.59	-5.38	-15.97		
KXC3363	e1	-1.28	-4.68	-2.70	-0.12	0.46	-4.49	-4.88	0.20	-5.96	-11.53	-17.49		
SE2272	e1	-2.11	-10.02	-1.53	-0.16	0.59	-3.71	-2.15	0.43	-12.13	-6.53	-18.66		
LG 31479	T	-4.02	-9.03	-4.87	-0.06	0.46	-1.37	0.59	-1.09	-13.05	-6.34	-19.39		
Bezugsgrößen		0.00	0.00	0.00	0.00	0.00	0.00	0.00	0.00	0.00	0.00	0.00		
Anz. Beob.		11	23	23	23	8	3	3	17					
Anz. Orte		4	8	8	8	3	1	1	6					
Gewichtung		0.40	0.50	1.25	0.50	0.25	0.75	0.75	0.25					

4.3.5 Zusammenfassung / Résumé

Sorten Bezeichnung	Jugend- ent- wicklg. Note	Saat- weibl. Blüte Tage	Saat- männl. Blüte Tage	Pflan- zen- höhe cm	Kolben- ansatz- höhe cm	relat. Kolben- höhe %	Green snap. %	Wurzel- lager Veg. %	Wurzel- lager Ernte %	Stängel- bruch Ernte %
SY Enermax	4.7	74.1	75.3	301.0	137.2	46.2	0.7	1.4	50.0	45.8
SY Amfora	4.5	73.1	72.7	288.2	126.5	44.1	0.3	6.9	54.2	25.0
P9610	4.6	75.8	76.1	290.2	137.0	47.6	0.0	1.4	91.7	16.7
KWS Editio	4.5	70.9	70.6	278.0	117.7	42.5	0.0	4.2	41.7	58.3
KWS Go	4.5	72.4	72.1	297.8	124.5	42.1	0.1	4.2	33.3	20.8
SU Crumber	4.4	72.6	72.6	283.3	120.2	43.0	0.2	8.3	12.5	8.3
Bone	4.1	71.1	71.4	282.7	126.8	45.1	0.0	6.9	83.3	12.5
Armoreen	4.0	71.8	71.4	296.3	131.7	44.5	0.5	26.4	54.2	54.2
P9967	4.7	77.7	78.1	281.3	122.3	44.1	0.0	0.0	37.5	20.8
KWS Lupollino	4.2	72.1	72.5	289.5	121.3	42.0	0.0	2.8	54.2	12.5
LG 31301	4.2	71.5	71.4	298.0	129.5	43.6	0.4	11.1	70.8	29.2
Wakefield	4.4	72.6	72.0	292.8	134.8	46.1	0.2	2.8	70.8	54.2
SY Remco	4.1	71.6	71.4	297.3	131.0	44.2	0.0	5.6	70.8	54.2
SE2272	4.7	74.9	75.1	282.3	124.5	44.4	0.0	0.0	62.5	37.5
1089D485-01	4.3	74.5	75.4	293.7	138.2	47.3	0.2	37.2	87.5	16.7
P92440	4.7	75.1	76.5	289.7	131.0	45.5	0.4	1.4	79.2	8.3
1092D851-01	4.6	74.5	74.5	296.0	129.2	44.1	0.2	5.6	29.2	8.3
KWS Monumento	4.3	73.8	73.7	292.8	132.3	45.4	1.5	6.9	54.2	25.0
(KWS Berro)	4.3	73.1	72.8	292.2	123.7	42.7	0.4	3.3	29.2	8.3
(KWS Profusio)	4.3	71.8	71.5	296.0	133.2	45.0	0.9	8.3	87.5	12.5
KXC3144	4.5	72.4	72.5	299.8	138.3	46.3	0.6	9.7	83.3	25.0
KXC3213	4.3	72.4	72.2	300.0	135.2	45.1	0.3	6.9	75.0	8.3
KXC3363	4.6	73.3	72.8	289.2	130.5	45.3	0.0	1.4	70.8	66.7
P9944	4.9	77.4	78.0	287.2	125.8	44.3	0.0	0.0	16.7	12.5
P9911	4.5	77.7	77.9	275.0	123.3	45.4	0.0	1.4	29.2	16.7
LG 31479	4.5	77.5	76.5	297.0	136.2	46.2	0.0	1.4	37.5	8.3
P8834	4.8	74.0	74.0	278.8	138.0	49.6	0.9	2.8	29.2	8.3
KWS Inteligens	4.6	77.2	76.0	294.0	113.5	38.7	0.0	2.8	16.7	8.3
ES Traveler	4.0	69.6	70.4	299.7	125.3	42.0	2.2	4.2	45.8	12.5
SY Granaris	4.5	74.5	74.4	288.3	126.2	43.9	0.0	1.4	58.3	66.7
Bezugsgrösse(n)	4.4	72.5	72.4	290.6	122.3	42.5	0.2	6.3	22.9	14.6
Versuchs-Mittel	4.4	73.7	73.7	290.9	128.8	44.5	0.3	5.9	53.9	25.4
VK [%]	11.5	1.1	1.2	3.9	8.5	9.2	271.3	125.2	39.5	71.2
KGD (5%)	0.3	0.6	0.6	8.5	8.1	3.0	0.8	7.3	34.8	29.6
KGD (1%)	0.4	0.8	0.8	11.2	10.7	4.0	1.1	9.6	46.3	39.4
Versuchs-Streuung	0.5	0.8	0.9	11.5	10.9	4.1	0.9	7.4	21.3	18.1
FG Fehlerterm	431.0	259.0	259.0	255.0	259.0	259.0	174.0	143.0	58.0	56.0
Anz. Beob.	23.0	14.0	14.0	14.0	14.0	14.0	9.0	8.0	3.0	3.0
Anz. Orte	8.0	5.0	5.0	5.0	5.0	5.0	3.0	3.0	1.0	1.0
Minimum	4.0	69.6	70.4	275.0	113.5	38.7	0.0	0.0	12.5	8.3
Maximum	4.9	77.7	78.1	301.0	138.3	49.6	2.2	37.2	91.7	66.7

Sorten Bezeich- nung	Beulen- brand %	Mais- zünsler %	Effekt. Best. dichte Pfl./m2	Ertrag g.Pfl. frisch dt/ha	TS- Ertrag g.Pfl. dt/ha	TS- Gehalt g.Pfl. %	VOS- Ertrag dt/ha	Stärke- Ertrag dt/ha	VOS Gehalt NIR g/kg TS	Stärke Gehalt NIR g/kg TS
SY Enermax	1.6	2.9	8.3	612.5	204.2	33.3	153.9	81.5	692.7	364.4
SY Amfora	4.3	0.6	8.0	620.9	208.3	33.7	157.6	83.9	727.7	384.3
P9610	1.2	2.9	8.4	669.8	213.3	31.8	162.3	89.4	699.1	384.5
KWS Editio	2.1	2.8	8.5	586.9	206.8	35.3	164.3	91.4	737.8	409.4
KWS Go	4.0	1.6	8.5	614.2	210.8	34.5	156.6	83.0	719.4	379.3
SU Crumber	2.1	0.0	8.0	649.4	213.0	32.9	165.5	91.8	733.6	406.2
Bone	3.3	0.6	8.0	615.6	210.1	34.2	166.5	95.7	737.2	422.2
Armoreen	1.0	2.3	8.3	672.4	223.7	33.5	173.3	90.6	725.8	378.5
P9967	3.3	1.8	8.2	738.9	220.1	29.9	162.5	83.5	697.1	357.8
KWS Lupollino	0.3	3.3	8.3	623.5	215.6	34.7	166.0	92.1	730.7	404.0
LG 31301	1.9	3.4	8.3	651.6	218.7	33.7	173.8	92.3	733.5	388.3
Wakefield	0.9	0.0	8.0	610.1	202.8	33.2	160.9	92.1	726.6	414.5
SY Remco	3.3	0.0	8.1	631.5	218.0	34.7	173.2	93.3	723.9	388.9
SE2272	0.7	1.2	8.0	589.0	191.9	32.5	155.7	88.1	716.0	405.2
1089D485-01	1.8	1.2	8.1	676.9	217.8	32.3	160.5	83.4	701.0	361.4
P92440	3.8	1.7	8.0	666.3	213.7	32.2	161.6	89.7	698.7	385.0
1092D851-01	2.8	1.7	8.1	639.3	209.4	33.1	159.1	91.4	728.5	416.2
KWS Monumento	2.3	0.6	8.4	637.0	217.1	34.1	165.7	89.0	713.9	382.2
(KWS Berro)	3.2	0.5	8.3	673.9	217.6	32.5	160.7	85.2	707.2	373.9
(KWS Profusio)	6.7	2.3	8.3	654.5	215.7	33.1	166.3	91.0	720.2	393.4
KXC3144	1.6	0.6	8.4	615.2	209.5	34.3	163.7	91.1	727.7	403.8
KXC3213	0.7	5.6	8.5	655.8	218.9	33.6	167.4	90.9	720.7	390.9
KXC3363	2.0	1.2	8.3	643.0	202.6	31.5	162.2	91.6	720.1	406.2
P9944	2.3	1.2	8.1	746.9	218.7	29.5	159.2	84.7	688.6	364.5
P9911	2.3	1.3	8.1	757.6	216.2	28.7	160.3	81.0	700.8	353.2
LG 31479	8.8	1.7	8.0	653.7	193.8	29.8	143.0	76.8	706.4	374.2
P8834	5.3	3.0	8.1	623.3	205.4	33.1	156.5	87.2	712.5	397.1
KWS Inteligens	0.9	0.0	8.2	749.3	212.9	28.5	155.8	81.0	694.0	360.4
ES Traveler	1.7	1.8	8.0	619.6	213.0	34.6	161.1	88.1	722.4	394.7
SY Granaris	1.2	0.0	8.1	586.4	197.8	33.7	157.4	90.6	723.5	415.5
Bezugsgrösse(n)	3.0	0.8	8.2	631.8	211.9	33.7	161.0	87.4	726.5	392.8
Versuchs-Mittel	2.6	1.6	8.2	649.5	211.2	32.7	161.8	88.1	716.2	388.7
VK [%]	96.1	113.2	4.7	6.9	7.0	4.3	7.4	10.4	2.5	6.7
KGD (5%)	1.7		0.2	25.8	8.5	0.8	10.1	7.7	14.8	21.9
KGD (1%)	2.2		0.3	34.0	11.2	1.1	13.3	10.2	19.5	28.9
Versuchs-Streuung	2.5	1.8	0.4	44.5	14.7	1.4	12.0	9.2	17.6	26.0
FG Fehlerterm	315.0	56.0	427.0	423.0	423.0	423.0	197.0	197.0	201.0	199.0
Anz. Beob.	17.0	3.0	23.0	23.0	23.0	23.0	11.0	11.0	11.0	11.0
Anz. Orte	6.0	1.0	8.0	8.0	8.0	8.0	4.0	4.0	4.0	4.0
Minimum	0.3	0.0	8.0	586.4	191.9	28.5	143.0	76.8	688.6	353.2
Maximum	8.8	5.6	8.5	757.6	223.7	35.3	173.8	95.7	737.8	422.2

Sorten Bezeichnung	Rohfaser Gehalt NIR g/kg TS	NDF Gehalt NIR g/kg TS	ADF Gehalt NIR g/kg TS	ADL Gehalt NIR g/kg TS	Rohprotein Gehalt NIR g/kg TS	NEL Gehalt MJ/kg TS	NEV Gehalt MJ/kg TS	Aschen Gehalt NIR g/kg TS
SY Enermax	194.2	425.4	231.1	25.1	75.6	6.3	6.4	36.0
SY Amfora	188.4	416.1	219.1	21.3	72.3	6.7	6.9	33.1
P9610	193.7	425.9	229.9	25.4	71.7	6.3	6.5	33.6
KWS Editio	175.3	380.3	202.1	21.2	73.4	6.8	7.1	31.9
KWS Go	184.9	400.1	216.8	23.7	76.6	6.6	6.8	33.8
SU Crumber	175.5	386.0	202.2	20.8	75.0	6.7	7.0	33.2
Bone	172.0	384.4	201.2	20.6	73.5	6.8	7.1	31.8
Armoreen	186.0	403.8	217.5	22.0	73.2	6.6	6.9	33.0
P9967	194.0	425.0	231.0	25.3	77.6	6.3	6.5	35.7
KWS Lupollino	176.5	386.8	205.5	21.5	70.3	6.7	7.0	30.6
LG 31301	183.4	399.3	212.1	21.2	72.9	6.7	7.0	33.1
Wakefield	177.3	399.4	208.1	21.0	71.2	6.6	6.9	33.2
SY Remco	188.1	414.0	219.4	21.6	71.0	6.6	6.9	33.2
SE2272	179.9	406.7	212.4	22.5	76.6	6.5	6.8	34.3
1089D485-01	191.7	430.5	228.9	23.7	75.2	6.4	6.5	36.4
P92440	194.3	420.0	228.9	25.2	72.3	6.3	6.5	34.8
1092D851-01	177.2	390.0	206.4	22.7	71.9	6.7	6.9	33.0
KWS Monumento	190.0	412.5	222.1	22.7	73.9	6.5	6.7	32.6
(KWS Berro)	190.3	411.9	223.4	23.1	74.4	6.4	6.6	34.1
(KWS Profusio)	181.6	390.2	209.2	22.6	76.0	6.6	6.8	33.1
KXC3144	178.4	390.6	206.8	21.6	72.5	6.7	6.9	32.1
KXC3213	179.8	396.5	211.8	22.4	75.2	6.6	6.8	31.7
KXC3363	180.5	402.9	210.5	22.1	71.8	6.6	6.8	34.4
P9944	197.0	428.8	232.1	25.1	72.2	6.2	6.4	36.7
P9911	195.6	427.8	230.8	24.3	77.8	6.4	6.5	36.5
LG 31479	193.1	431.2	227.1	23.6	74.0	6.4	6.6	36.3
P8834	186.2	418.7	218.6	22.7	72.8	6.5	6.7	34.5
KWS Inteligens	196.0	434.9	234.7	24.8	74.0	6.3	6.4	35.4
ES Traveler	184.6	398.8	213.8	22.4	74.2	6.6	6.8	32.7
SY Granaris	179.8	405.8	211.0	22.0	70.5	6.6	6.9	33.2
Bezugsgrösse(n)	180.2	393.0	209.5	22.3	75.8	6.7	6.9	33.5
Versuchs-Mittel	185.5	408.1	217.5	22.8	73.7	6.5	6.8	33.8
VK [%]	6.3	5.0	6.5	6.8	4.9	3.0	3.7	7.1
KGD (5%)	9.8	17.3	11.9	1.3	3.1	0.2	0.2	2.0
KGD (1%)	12.9	22.8	15.8	1.7	4.0	0.2	0.3	2.7
Versuchs-Streuung	11.6	20.6	14.2	1.6	3.6	0.2	0.3	2.4
FG Fehlerterm	201.0	201.0	201.0	199.0	201.0	199.0	199.0	199.0
Anz. Beob.	11.0	11.0	11.0	11.0	11.0	11.0	11.0	11.0
Anz. Orte	4.0	4.0	4.0	4.0	4.0	4.0	4.0	4.0
Minimum	172.0	380.3	201.2	20.6	70.3	6.2	6.4	30.6
Maximum	197.0	434.9	234.7	25.4	77.8	6.8	7.1	36.7

4.3.6 Details / Détails

Vigueur au départ [note] / Jugendentwicklung [Note]

Verfahren	Seriemittel	1260 Nyon	1567 Delley FR	1896 Vouvry	3065 Habstetten
SY Enermax	4.7 -----	5.0 -----	2.0 -----	4.7 ---	5.0 -----
SY Amfora	4.5 -----	5.0 -----	1.7 ----	6.3 -----	5.0 -----
P9610	4.6 -----	5.0 -----	2.3 -----	5.0 ----	5.7 -----
KWS Editio	4.5 -----	5.5 -----	2.0 -----	5.7 -----	5.0 -----
KWS Go	4.5 -----	5.0 -----	1.7 ----	5.3 -----	5.0 -----
SU Crumber	4.4 -----	5.5 -----	1.0 -	5.0 ----	5.0 -----
Bone	4.1 --	5.5 -----	1.0 -	5.7 -----	5.0 -----
Armoreen	4.0 -	5.0 -----	1.7 ----	5.7 -----	4.0 --
P9967	4.7 -----	4.0 -	2.7 -----	4.0 -	6.0 -----
KWS Lupollino	4.2 ---	5.0 -----	1.0 -	5.3 ----	5.3 -----
LG 31301	4.2 ---	5.5 -----	1.0 -	6.3 -----	4.0 --
Wakefield	4.4 -----	5.0 -----	1.7 ----	6.0 -----	4.3 ---
SY Remco	4.1 --	5.5 -----	1.0 -	7.0 -----	4.3 ---
SE2272	4.7 -----	4.5 ----	2.3 -----	4.7 ---	6.0 -----
1089D485-01	4.3 ----	5.0 -----	1.7 ----	5.7 -----	5.0 -----
P92440	4.7 -----	4.5 ----	2.0 -----	5.3 ----	6.0 -----
1092D851-01	4.6 -----	5.0 -----	2.3 -----	4.7 ---	6.0 -----
KWS Monumento	4.3 ----	5.0 -----	1.7 ----	6.0 -----	5.3 -----
(KWS Berro)	4.3 ----	4.5 ----	1.7 ----	6.0 -----	5.0 -----
(KWS Profusio)	4.3 ----	5.0 -----	2.0 -----	6.0 -----	5.3 -----
KXC3144	4.5 -----	5.0 -----	1.3 --	6.0 -----	5.7 -----
KXC3213	4.3 ----	5.0 -----	1.3 --	5.7 -----	5.0 -----
KXC3363	4.6 -----	4.5 ----	2.0 -----	5.0 ----	5.3 -----
P9944	4.9 -----	4.0 -	3.0 -----	4.3 --	6.0 -----
P9911	4.5 -----	4.5 ----	1.7 ----	4.7 ---	6.0 -----
LG 31479	4.5 -----	4.5 ----	2.7 -----	4.7 ---	6.0 -----
P8834	4.8 -----	5.0 -----	2.7 -----	5.0 ----	6.0 -----
KWS Inteligens	4.6 -----	4.5 ----	2.0 -----	5.3 ----	5.7 -----
ES Traveler	4.0 -	5.0 -----	1.0 -	6.7 -----	3.7 -
SY Granaris	4.5 -----	4.5 ----	2.3 -----	4.7 ---	6.0 -----
-Bezugsgrösse(n)	4.4 -----	5.3 -----	1.3 --	5.2 ----	5.0 -----
Versuchs-Mittel	4.4 -----	4.9 -----	1.8 -----	5.4 -----	5.3 -----
VK [%]	11.5	9.4	28.6	9.5	6.1
KGD (5%)	0.3	ns	0.8	0.8	0.5
KGD (1%)	0.4	ns	1.1	1.1	0.7
Versuchs-Streuung	0.5	0.5	0.5	0.5	0.3
FG Fehlerterm	431.0	29.0	58.0	58.0	58.0
Anz. Beob.	23.0	2.0	3.0	3.0	3.0

Varianz-Analyse

	S.Q.	FG	F-Wert	F(95%)	P0
Verfahren	36.4	29	4.86 ***	1.49	0.0000
Anbauorte	823.8	7	455.77 ***	2.03	0.0000
WW Verf.*Anb.Orte	179.0	203	3.42 ***	1.21	0.0000
Fehler	111.3	431			
Insgesamt	1150.5	670			

Vigueur au départ [note] / Jugendentwicklung [Note]

Verfahren	8046 Reckenholz ZH	8193 Eglisau ZH	8566 Ellighausen TG	9465 Salez
SY Enermax	6.0 -----	5.3 -----	4.7 -----	4.7 -----
SY Amfora	5.3 -----	5.0 -----	4.0 -----	4.0 -----
P9610	6.0 -----	5.0 -----	4.0 -----	4.0 -----
KWS Editio	5.0 -----	4.7 -----	4.0 -----	4.0 -----
KWS Go	5.0 -----	5.0 -----	4.0 -----	4.7 -----
SU Crumber	5.0 -----	5.0 -----	4.3 -----	4.0 -----
Bone	4.0 -	5.0 -----	3.0 -	3.7 ---
Armoreen	4.7 ---	4.0 -	3.7 ---	3.3 -
P9967	5.7 -----	5.7 -----	4.7 -----	5.0 -----
KWS Lupollino	5.0 -----	5.0 -----	3.3 --	3.7 ---
LG 31301	5.0 -----	4.3 ---	3.3 --	4.0 -----
Wakefield	5.0 -----	4.7 -----	4.0 -----	4.7 -----
SY Remco	4.3 --	4.3 ---	3.0 -	3.3 -
SE2272	5.7 -----	5.3 -----	4.3 -----	5.0 -----
1089D485-01	4.7 ---	4.0 -	4.3 -----	4.0 -----
P92440	5.7 -----	5.0 -----	4.7 -----	4.3 -----
1092D851-01	5.3 -----	5.0 -----	4.0 -----	4.7 -----
KWS Monumento	4.3 --	5.0 -----	3.7 ---	3.7 ---
(KWS Berro)	4.3 --	4.7 -----	4.0 -----	4.0 -----
(KWS Profusio)	4.3 --	4.0 -	4.0 -----	3.7 ---
KXC3144	4.7 ---	5.0 -----	4.0 -----	4.0 -----
KXC3213	4.7 ---	5.3 -----	3.7 ---	3.7 ---
KXC3363	4.7 ---	5.3 -----	5.3 -----	5.0 -----
P9944	6.3 -----	5.7 -----	5.0 -----	4.7 -----
P9911	5.3 -----	5.3 -----	4.0 -----	4.3 -----
LG 31479	5.0 -----	5.3 -----	4.0 -----	4.0 -----
P8834	5.0 -----	5.3 -----	4.7 -----	4.3 -----
KWS Inteligens	5.3 -----	5.0 -----	4.0 -----	4.7 -----
ES Traveler	4.0 -	4.7 -----	3.0 -	3.7 ---
SY Granaris	5.3 -----	5.0 -----	4.3 -----	3.7 ---
-Bezugsgrösse(n)	5.0 -----	5.0 -----	4.2 -----	4.3 -----
Versuchs-Mittel	5.0 -----	4.9 -----	4.0 -----	4.1 -----
VK [%]	12.2	9.2	13.4	13.8
KGD (5%)	1.0	0.7	0.9	0.9
KGD (1%)	1.3	1.0	1.2	1.2
Versuchs-Streuung	0.6	0.5	0.5	0.6
FG Fehlerterm	56.0	56.0	58.0	58.0
Anz. Beob.	3.0	3.0	3.0	3.0

Période semis – floraison femelles [jours] / Zeit Saat – weibl. Blüte [Tage]

Verfahren	Seriemittel	1260 Nyon	1896 Vouvry	3065 Habstetten	8046 Reckenholz ZH
SY Enermax	74.1	77.0	83.0	66.7	80.0
SY Amfora	73.1	75.0	83.3	66.7	78.3
P9610	75.8	77.0	85.3	70.0	81.3
KWS Editio	70.9	72.0	82.0	63.7	76.0
KWS Go	72.4	73.5	82.7	66.0	77.7
SU Crumber	72.6	73.0	83.0	66.7	78.7
Bone	71.1	72.0	82.7	64.7	76.0
Armoreen	71.8	73.5	82.0	64.7	77.7
P9967	77.7	78.5	88.0	70.3	85.0
KWS Lupollino	72.1	73.0	83.0	66.0	77.3
LG 31301	71.5	72.0	82.3	65.0	77.3
Wakefield	72.6	75.0	82.0	65.3	79.0
SY Remco	71.6	72.5	82.0	65.0	77.0
SE2272	74.9	76.0	84.3	68.3	81.0
1089D485-01	74.5	77.0	85.3	67.0	80.0
P92440	75.1	77.0	83.3	68.0	82.3
1092D851-01	74.5	75.0	84.3	68.3	81.0
KWS Monumento	73.8	76.5	83.3	67.7	79.3
(KWS Berro)	73.1	75.5	83.0	67.0	78.7
(KWS Profusio)	71.8	73.0	82.3	64.3	78.3
KXC3144	72.4	73.5	83.0	66.0	77.7
KXC3213	72.4	72.5	82.3	66.3	79.0
KXC3363	73.3	75.0	82.3	66.7	79.7
P9944	77.4	78.5	87.0	71.0	83.3
P9911	77.7	79.0	87.3	70.7	84.7
LG 31479	77.5	78.0	86.7	71.3	84.0
P8834	74.0	75.5	83.0	67.3	80.7
KWS Inteligens	77.2	78.5	87.3	70.3	83.3
ES Traveler	69.6	71.5	81.7	61.0	75.3
SY Granaris	74.5	75.0	84.0	68.3	81.0
-Bezugsgrösse(n)	72.5	73.3	82.8	66.3	78.2
Versuchs-Mittel	73.7	75.0	83.7	67.0	79.7
VK [%]	1.1	1.4	0.8	1.2	0.9
KGD (5%)	0.6	2.1	1.1	1.4	1.2
KGD (1%)	0.8	2.9	1.5	1.8	1.5
Versuchs-Streuung	0.8	1.1	0.7	0.8	0.7
FG Fehlerterm	259.0	29.0	58.0	58.0	58.0
Anz. Beob.	14.0	2.0	3.0	3.0	3.0

Varianz-Analyse

	S.Q.	FG	F-Wert	F(95%)	P0
Verfahren	1981.2	29	112.10 ***	1.51	0.0000
Anbauorte	24953.8	4	10236.38 ***	2.41	0.0000
WW Verf.*Anb.Orte	178.3	116	2.52 ***	1.29	0.0002
Fehler	157.8	259			
Insgesamt	27271.1	408			

Période semis – floraison femelles [jours] / Zeit Saat – weibl. Blüte [Tage]

Verfahren	8566	
	Ellighausen TG	
SY Enermax	63.7	-----
SY Amfora	62.3	-----
P9610	65.3	-----
KWS Editio	60.7	---
KWS Go	62.0	----
SU Crumber	61.7	----
Bone	60.0	--
Armoreen	61.3	----
P9967	66.7	-----
KWS Lupollino	61.0	---
LG 31301	61.0	---
Wakefield	61.7	----
SY Remco	61.3	----
SE2272	64.7	-----
1089D485-01	63.0	-----
P92440	64.7	-----
1092D851-01	63.7	-----
KWS Monumento	62.3	-----
(KWS Berro)	61.3	----
(KWS Profusio)	61.0	---
KXC3144	61.7	----
KXC3213	62.0	----
KXC3363	63.0	-----
P9944	67.3	-----
P9911	67.0	-----
LG 31479	67.3	-----
P8834	63.3	-----
KWS Inteligens	66.7	-----
ES Traveler	58.7	-
SY Granaris	64.3	-----
-Bezugsgrösse(n)	61.8	----
Versuchs-Mittel	63.0	-----
VK [%]	1.2	
KGD (5%)	1.2	
KGD (1%)	1.6	
Versuchs-Streuung	0.7	
FG Fehlerterm	56.0	
Anz. Beob.	3.0	

Période semis – floraison mâles [jours] / Zeit Saat – männl. Blüte [Tage]

Verfahren	Seriemittel	1260 Nyon	1896 Vouvry	3065 Habstetten	8046 Reckenholz ZH
SY Enermax	75.3 -----	77.0 -----	84.7 -----	68.3 -----	81.3 -----
SY Amfora	72.7 ----	74.0 ----	82.0 ---	66.3 ----	78.7 ---
P9610	76.1 -----	76.5 -----	84.0 -----	69.3 -----	84.0 -----
KWS Editio	70.6 -	71.0 -	81.0 --	64.0 --	76.3 -
KWS Go	72.1 ---	72.5 ---	81.7 --	66.0 ----	78.0 ---
SU Crumber	72.6 ----	73.5 ----	81.7 --	66.3 ----	79.7 ----
Bone	71.4 --	72.5 ---	81.3 --	65.3 ---	77.0 --
Armoreen	71.4 --	71.5 -	81.0 --	65.3 ---	78.3 ---
P9967	78.1 -----	78.0 -----	87.7 -----	72.0 -----	85.3 -----
KWS Lupollino	72.5 ---	72.5 ---	81.7 --	67.0 ----	79.0 ----
LG 31301	71.4 --	71.5 -	81.0 --	66.0 ----	77.3 --
Wakefield	72.0 ---	73.0 ---	80.7 -	65.7 ---	79.0 ----
SY Remco	71.4 --	71.5 -	81.0 --	65.3 ---	78.0 ---
SE2272	75.1 -----	75.5 -----	83.3 -----	68.3 -----	82.3 -----
1089D485-01	75.4 -----	77.0 -----	85.0 -----	68.3 -----	81.7 -----
P92440	76.5 -----	77.5 -----	85.3 -----	69.7 -----	84.0 -----
1092D851-01	74.5 -----	76.0 -----	83.7 -----	67.7 -----	81.3 -----
KWS Monumento	73.7 -----	75.0 -----	84.0 -----	67.0 -----	80.0 -----
(KWS Berro)	72.8 ----	74.5 -----	81.3 --	66.7 ----	79.0 ----
(KWS Profusio)	71.5 --	72.0 --	81.0 --	64.7 --	78.7 ---
KXC3144	72.5 ---	73.0 ---	81.3 --	66.3 ----	78.7 ---
KXC3213	72.2 ---	71.5 -	81.0 --	66.3 ----	79.7 ----
KXC3363	72.8 ----	73.5 ----	80.7 -	66.0 ----	80.0 ----
P9944	78.0 -----	78.0 -----	86.7 -----	72.3 -----	85.0 -----
P9911	77.9 -----	78.0 -----	86.7 -----	72.0 -----	85.7 -----
LG 31479	76.5 -----	77.0 -----	85.3 -----	69.7 -----	84.0 -----
P8834	74.0 -----	75.5 -----	81.7 --	67.0 -----	81.3 -----
KWS Inteligens	76.0 -----	77.0 -----	86.0 -----	68.0 -----	84.3 -----
ES Traveler	70.4 -	71.5 -	80.3 -	63.0 -	76.0 -
SY Granaris	74.4 -----	74.0 -----	83.3 -----	68.0 -----	81.7 -----
-Bezugsgrösse(n)	72.4 ---	73.0 ---	81.7 --	66.2 ----	78.8 ----
Versuchs-Mittel	73.7 -----	74.4 -----	82.9 -----	67.3 -----	80.5 -----
VK [%]	1.2	1.5	1.1	1.3	0.9
KGD (5%)	0.6	2.2	1.6	1.4	1.2
KGD (1%)	0.8	3.0	2.1	1.9	1.6
Versuchs-Streuung	0.9	1.1	0.9	0.9	0.7
FG Fehlerterm	259.0	29.0	58.0	58.0	58.0
Anz. Beob.	14.0	2.0	3.0	3.0	3.0

Varianz-Analyse

	S.Q.	FG	F-Wert		F(95%)	P0
Verfahren	2130.8	29	98.00	***	1.51	0.0000
Anbauorte	23039.6	4	7682.05	***	2.41	0.0000
WW Verf.*Anb.Orte	167.8	116	1.93	***	1.29	0.0006
Fehler	194.2	259				
Insgesamt	25532.3	408				

Période semis – floraison mâles [jours] / Zeit Saat – männl. Blüte [Tage]

Verfahren	8566	
	Ellighausen TG	
SY Enermax	65.0	-----
SY Amfora	62.3	---
P9610	66.7	-----
KWS Editio	60.7	-
KWS Go	62.3	---
SU Crumber	62.0	--
Bone	60.7	-
Armoreen	61.0	-
P9967	67.3	-----
KWS Lupollino	62.3	---
LG 31301	61.3	--
Wakefield	61.7	--
SY Remco	61.0	-
SE2272	66.0	-----
1089D485-01	65.0	-----
P92440	66.0	-----
1092D851-01	64.0	-----
KWS Monumento	62.7	---
(KWS Berro)	62.7	---
(KWS Profusio)	61.0	-
KXC3144	63.0	----
KXC3213	62.7	---
KXC3363	63.7	-----
P9944	68.0	-----
P9911	67.3	-----
LG 31479	66.7	-----
P8834	64.3	-----
KWS Inteligens	64.7	-----
ES Traveler	61.0	-
SY Granaris	65.0	-----
-Bezugsgrösse(n)	62.2	---
Versuchs-Mittel	63.6	-----
VK [%]	1.2	
KGD (5%)	1.3	
KGD (1%)	1.7	
Versuchs-Streuung	0.8	
FG Fehlerterm	56.0	
Anz. Beob.	3.0	

Hauteur [cm] / Pflanzenhöhe [cm]

Verfahren	Seriemittel	1260 Nyon	1896 Vouvry	3065 Habstetten	8046 Reckenholz ZH
SY Enermax	301.0	240.0	320.0	321.7	326.7
SY Amfora	288.2	257.5	296.7	286.7	310.0
P9610	290.2	257.5	315.0	298.3	283.3
KWS Editio	278.0	255.0	301.7	286.7	276.7
KWS Go	297.8	247.5	318.3	313.3	316.7
SU Crumber	283.3	240.0	298.3	305.0	290.0
Bone	282.7	255.0	290.0	291.7	306.7
Armoreen	296.3	270.0	313.3	308.3	310.0
P9967	281.3	210.0	306.7	296.7	310.0
KWS Lupollino	289.5	262.5	303.3	295.0	300.0
LG 31301	298.0	270.0	305.0	315.0	320.0
Wakefield	292.8	257.5	301.7	298.3	313.3
SY Remco	297.3	270.0	303.3	303.3	313.3
SE2272	282.3	245.0	290.0	293.3	303.3
1089D485-01	293.7	250.0	308.3	306.7	323.3
P92440	289.7	250.0	310.0	291.7	310.0
1092D851-01	296.0	240.0	320.0	310.0	313.3
KWS Monumento	292.8	247.5	311.7	298.3	316.7
(KWS Berro)	292.2	227.5	316.7	306.7	313.3
(KWS Profusio)	296.0	275.0	316.7	301.7	310.0
KXC3144	299.8	262.5	316.7	306.7	323.3
KXC3213	300.0	255.0	323.3	318.3	320.0
KXC3363	289.2	252.5	301.7	291.7	313.3
P9944	287.2	222.5	315.0	305.0	313.3
P9911	275.0	210.0	298.3	290.0	303.3
LG 31479	297.0	250.0	306.7	311.7	316.7
P8834	278.8	242.5	293.3	275.0	300.0
KWS Inteligens	294.0	260.0	310.0	296.7	313.3
ES Traveler	299.7	275.0	306.7	306.7	320.0
SY Granaris	288.3	250.0	296.7	291.7	310.0
-Bezugsgrösse(n)	290.6	243.8	308.3	309.2	303.3
Versuchs-Mittel	290.9	250.3	307.2	300.7	310.0
VK [%]	3.9	5.7	2.6	2.8	5.0
KGD (5%)	8.5	29.1	13.0	13.9	ns
KGD (1%)	11.2	39.2	17.3	18.5	ns
Versuchs-Streuung	11.5	14.2	8.0	8.5	15.4
FG Fehlerterm	255.0	29.0	58.0	56.0	56.0
Anz. Beob.	14.0	2.0	3.0	3.0	3.0

Varianz-Analyse

	S.Q.	FG	F-Wert	F(95%)	P0
Verfahren	21226.7	29	5.57 ***	1.51	0.0000
Anbauorte	201363.1	4	383.27 ***	2.41	0.0000
WW Verf.*Anb.Orte	32716.9	116	2.15 ***	1.29	0.0003
Fehler	33493.2	255			
Insgesamt	288799.9	404			

Hauteur [cm] / Pflanzenhöhe [cm]

Verfahren	8566	
	Ellighausen TG	
SY Enermax	296.7	-----
SY Amfora	290.0	-----
P9610	296.7	-----
KWS Editio	270.0	-
KWS Go	293.3	-----
SU Crumber	283.3	-----
Bone	270.0	-
Armoreen	280.0	----
P9967	283.3	----
KWS Lupollino	286.7	-----
LG 31301	280.0	----
Wakefield	293.3	-----
SY Remco	296.7	-----
SE2272	280.0	----
1089D485-01	280.0	----
P92440	286.7	-----
1092D851-01	296.7	-----
KWS Monumento	290.0	-----
(KWS Berro)	296.7	-----
(KWS Profusio)	276.7	---
KXC3144	290.0	-----
KXC3213	283.3	-----
KXC3363	286.7	-----
P9944	280.0	----
P9911	273.3	--
LG 31479	300.0	-----
P8834	283.3	-----
KWS Inteligens	290.0	-----
ES Traveler	290.0	-----
SY Granaris	293.3	-----
-Bezugsgrösse(n)	288.3	-----
Versuchs-Mittel	286.6	-----
VK [%]	3.8	
KGD (5%)	17.7	
KGD (1%)	ns	
Versuchs-Streuung	10.8	
FG Fehlerterm	56.0	
Anz. Beob.	3.0	

Hauteur de l'épi [cm] / Ansatzhöhe des obersten Kolbens [cm]

Verfahren	Seriemittel	1260 Nyon	1896 Vouvry	3065 Habstetten	8046 Reckenholz ZH
SY Enermax	137.2	142.5	143.3	143.3	136.7
SY Amfora	126.5	132.5	138.3	125.0	130.0
P9610	137.0	140.0	160.0	131.7	133.3
KWS Editio	117.7	125.0	135.0	111.7	120.0
KWS Go	124.5	122.5	135.0	115.0	140.0
SU Crumber	120.2	127.5	125.0	121.7	120.0
Bone	126.8	137.5	123.3	123.3	140.0
Armoreen	131.7	130.0	155.0	133.3	133.3
P9967	122.3	115.0	131.7	125.0	140.0
KWS Lupollino	121.3	120.0	133.3	123.3	123.3
LG 31301	129.5	132.5	136.7	125.0	143.3
Wakefield	134.8	127.5	156.7	133.3	140.0
SY Remco	131.0	135.0	145.0	118.3	143.3
SE2272	124.5	127.5	131.7	123.3	133.3
1089D485-01	138.2	137.5	140.0	143.3	146.7
P92440	131.0	140.0	141.7	120.0	143.3
1092D851-01	129.2	132.5	131.7	131.7	133.3
KWS Monumento	132.3	125.0	141.7	138.3	130.0
(KWS Berro)	123.7	115.0	141.7	121.7	123.3
(KWS Profusio)	133.2	147.5	150.0	128.3	136.7
KXC3144	138.3	140.0	155.0	126.7	150.0
KXC3213	135.2	122.5	150.0	140.0	150.0
KXC3363	130.5	132.5	145.0	128.3	143.3
P9944	125.8	122.5	145.0	125.0	133.3
P9911	123.3	115.0	136.7	115.0	130.0
LG 31479	136.2	137.5	133.3	133.3	143.3
P8834	138.0	130.0	143.3	140.0	143.3
KWS Inteligens	113.5	112.5	125.0	103.3	126.7
ES Traveler	125.3	145.0	141.7	130.0	126.7
SY Granaris	126.2	117.5	131.7	131.7	133.3
-Bezugsgrösse(n)	122.3	125.0	130.0	118.3	130.0
Versuchs-Mittel	128.8	129.6	140.1	127.0	135.7
VK [%]	8.5	10.3	7.6	8.5	7.8
KGD (5%)	8.1	ns	17.4	17.7	17.2
KGD (1%)	10.7	ns	23.2	23.5	ns
Versuchs-Streuung	10.9	13.3	10.7	10.8	10.5
FG Fehlerterm	259.0	29.0	58.0	58.0	56.0
Anz. Beob.	14.0	2.0	3.0	3.0	3.0

Varianz-Analyse

	S.Q.	FG	F-Wert	F(95%)	P0
Verfahren	17428.8	29	5.07 ***	1.51	0.0000
Anbauorte	39370.6	4	83.01 ***	2.41	0.0000
WW Verf.*Anb.Orte	19462.0	116	1.41 ns	1.29	
Fehler	30711.0	259			
Insgesamt	106972.5	408			

Hauteur de l'épi [cm] / Ansatzhöhe des obersten Kolbens [cm]

Verfahren	8566	
	Ellighausen TG	
SY Enermax	120.0	-----
SY Amfora	106.7	-----
P9610	120.0	-----
KWS Editio	96.7	---
KWS Go	110.0	-----
SU Crumber	106.7	-----
Bone	110.0	-----
Armoreen	106.7	-----
P9967	100.0	----
KWS Lupollino	106.7	-----
LG 31301	110.0	-----
Wakefield	116.7	-----
SY Remco	113.3	-----
SE2272	106.7	-----
1089D485-01	123.3	-----
P92440	110.0	-----
1092D851-01	116.7	-----
KWS Monumento	126.7	-----
(KWS Berro)	116.7	-----
(KWS Profusio)	103.3	-----
KXC3144	120.0	-----
KXC3213	113.3	-----
KXC3363	103.3	-----
P9944	103.3	-----
P9911	120.0	-----
LG 31479	133.3	-----
P8834	133.3	-----
KWS Inteligens	100.0	----
ES Traveler	83.3	-
SY Granaris	116.7	-----
-Bezugsgrösse(n)	108.3	-----
Versuchs-Mittel	111.8	-----
VK [%]	9.1	
KGD (5%)	16.6	
KGD (1%)	22.1	
Versuchs-Streuung	10.2	
FG Fehlerterm	58.0	
Anz. Beob.	3.0	

Hauteur relative de l'épi [%] / Relative Kolbenansatzhöhe [%]

Verfahren	Seriemittel	1260 Nyon	1896 Vouvry	3065 Habstetten	8046 Reckenholz ZH
SY Enermax	46.2 -----	59.3 -----	44.8 ----	44.6 -----	41.9 ---
SY Amfora	44.1 -----	51.5 -----	46.6 -----	43.6 -----	41.9 ---
P9610	47.6 -----	54.5 -----	50.8 -----	44.1 -----	48.2 -----
KWS Editio	42.5 ----	49.0 ----	44.8 ----	39.0 ---	44.1 -----
KWS Go	42.1 ----	49.5 ----	42.4 --	36.7 --	44.2 -----
SU Crumber	43.0 -----	53.4 -----	41.9 --	39.8 -----	42.0 ----
Bone	45.1 -----	54.0 -----	42.5 ---	42.3 -----	45.8 -----
Armoreen	44.5 -----	48.3 ----	49.5 -----	43.2 -----	43.0 -----
P9967	44.1 -----	54.8 -----	42.9 ---	42.2 -----	45.2 -----
KWS Lupollino	42.0 ----	46.1 --	43.8 ----	41.7 -----	41.1 ---
LG 31301	43.6 -----	49.0 ----	44.8 ----	39.7 -----	44.9 -----
Wakefield	46.1 -----	49.5 ----	52.0 -----	44.7 -----	44.7 -----
SY Remco	44.2 -----	50.1 -----	47.7 -----	39.0 ---	45.8 -----
SE2272	44.4 -----	52.7 -----	45.4 ----	42.1 -----	43.9 -----
1089D485-01	47.3 -----	55.0 -----	45.5 ----	46.7 -----	45.4 -----
P92440	45.5 -----	56.0 -----	45.7 ----	41.1 -----	46.2 -----
1092D851-01	44.1 -----	55.2 -----	41.1 -	42.5 -----	42.6 ----
KWS Monumento	45.4 -----	50.6 ----	45.5 ----	46.3 -----	41.0 --
(KWS Berro)	42.7 ----	50.5 ----	44.8 ----	39.7 ----	39.4 -
(KWS Profusio)	45.0 -----	53.6 -----	47.4 -----	42.5 -----	44.1 -----
KXC3144	46.3 -----	53.4 -----	49.0 -----	41.3 -----	46.4 -----
KXC3213	45.1 -----	48.0 ----	46.4 -----	44.0 -----	46.9 -----
KXC3363	45.3 -----	52.4 ----	48.1 -----	44.0 -----	45.8 -----
P9944	44.3 -----	55.0 -----	46.0 -----	41.0 ----	42.5 ----
P9911	45.4 -----	54.8 -----	45.8 ----	39.6 ----	42.8 ----
LG 31479	46.2 -----	55.2 -----	43.5 ---	42.8 -----	45.2 -----
P8834	49.6 -----	53.6 -----	48.9 -----	50.9 -----	47.8 -----
KWS Inteligens	38.7 -	43.4 -	40.3 -	34.8 -	40.4 --
ES Traveler	42.0 ----	52.9 -----	46.2 -----	42.5 -----	39.5 -
SY Granaris	43.9 -----	47.2 ----	44.4 ----	45.2 -----	43.0 -----
-Bezugsgrösse(n)	42.5 ----	51.5 -----	42.2 --	38.2 ---	43.1 -----
Versuchs-Mittel	44.5 -----	51.9 -----	45.6 -----	42.2 -----	43.9 -----
VK [%]	9.2	11.8	7.5	7.6	9.4
KGD (5%)	3.0	ns	5.6	5.3	ns
KGD (1%)	4.0	ns	ns	7.0	ns
Versuchs-Streuung	4.1	6.1	3.4	3.2	4.1
FG Fehlerterm	259.0	29.0	58.0	58.0	58.0
Anz. Beob.	14.0	2.0	3.0	3.0	3.0

Varianz-Analyse

	S.Q.	FG	F-Wert	F(95%)	P0
Verfahren	1732.8	29	3.59 ***	1.51	0.0001
Anbauorte	7706.9	4	115.81 ***	2.41	0.0000
WW Verf.*Anb.Orte	2089.4	116	1.08 ns	1.29	
Fehler	4308.9	259			
Insgesamt	15837.9	408			

Hauteur relative de l'épi [%] / Relative Kolbenansatzhöhe [%]

Verfahren	8566	
	Ellighausen TG	
SY Enermax	40.4	-----
SY Amfora	36.8	-----
P9610	40.5	-----
KWS Editio	35.8	-----
KWS Go	37.5	-----
SU Crumber	37.8	-----
Bone	40.7	-----
Armoreen	38.4	-----
P9967	35.3	-----
KWS Lupollino	37.2	-----
LG 31301	39.8	-----
Wakefield	39.9	-----
SY Remco	38.3	-----
SE2272	38.1	-----
1089D485-01	44.0	-----
P92440	38.4	-----
1092D851-01	39.3	-----
KWS Monumento	43.7	-----
(KWS Berro)	39.3	-----
(KWS Profusio)	37.6	-----
KXC3144	41.3	-----
KXC3213	40.0	-----
KXC3363	36.2	-----
P9944	37.0	-----
P9911	43.9	-----
LG 31479	44.4	-----
P8834	47.1	-----
KWS Inteligens	34.4	-----
ES Traveler	28.8	-
SY Granaris	39.8	-----
-Bezugsgrösse(n)	37.7	-----
Versuchs-Mittel	39.1	-----
VK [%]	10.5	
KGD (5%)	6.7	
KGD (1%)	8.9	
Versuchs-Streuung	4.1	
FG Fehlerterm	56.0	
Anz. Beob.	3.0	

Green snapping [%] / Green snapping [%]

Verfahren	Seriemittel	1896 Vouvry	8193 Eglisau ZH	8566 Ellighausen TG
SY Enermax	0.7 ----	2.0 -----	0.0 -	0.0 -
SY Amfora	0.3 --	0.8 --	0.0 -	0.0 -
P9610	0.0 -	0.0 -	0.0 -	0.0 -
KWS Editio	0.0 -	0.0 -	0.0 -	0.0 -
KWS Go	0.1 -	0.4 -	0.0 -	0.0 -
SU Crumber	0.2 -	0.0 -	0.6 -----	0.0 -
Bone	0.0 -	0.0 -	0.0 -	0.0 -
Armoreen	0.5 ---	0.4 -	0.0 -	1.2 ---
P9967	0.0 -	0.0 -	0.0 -	0.0 -
KWS Lupollino	0.0 -	0.0 -	0.0 -	0.0 -
LG 31301	0.4 --	1.2 ---	0.0 -	0.0 -
Wakefield	0.2 --	0.0 -	0.0 -	0.6 --
SY Remco	0.0 -	0.0 -	0.0 -	0.0 -
SE2272	0.0 -	0.0 -	0.0 -	0.0 -
1089D485-01	0.2 --	0.0 -	0.0 -	0.7 --
P92440	0.4 --	0.0 -	1.1 -----	0.0 -
1092D851-01	0.2 --	0.0 -	0.0 -	0.7 --
KWS Monumento	1.5 -----	0.4 -	0.0 -	4.1 -----
(KWS Berro)	0.4 --	0.0 -	0.0 -	1.1 ---
(KWS Profusio)	0.9 -----	0.4 -	0.0 -	2.3 -----
KXC3144	0.6 ---	1.1 ---	0.0 -	0.6 --
KXC3213	0.3 --	0.8 --	0.0 -	0.0 -
KXC3363	0.0 -	0.0 -	0.0 -	0.0 -
P9944	0.0 -	0.0 -	0.0 -	0.0 -
P9911	0.0 -	0.0 -	0.0 -	0.0 -
LG 31479	0.0 -	0.0 -	0.0 -	0.0 -
P8834	0.9 -----	0.0 -	0.0 -	2.7 -----
KWS Inteligens	0.0 -	0.0 -	0.0 -	0.0 -
ES Traveler	2.2 -----	4.8 -----	0.0 -	1.8 -----
SY Granaris	0.0 -	0.0 -	0.0 -	0.0 -
-Bezugsgrösse(n)	0.2 -	0.2 -	0.3 ---	0.0 -
Versuchs-Mittel	0.3 --	0.4 -	0.1 -	0.5 --
VK [%]	271.3	286.4	709.0	179.2
KGD (5%)	0.8	1.9	ns	1.6
KGD (1%)	1.1	ns	ns	2.1
Versuchs-Streuung	0.9	1.2	0.4	1.0
FG Fehlerterm	174.0	58.0	58.0	58.0
Anz. Beob.	9.0	3.0	3.0	3.0

Varianz-Analyse

	S.Q.	FG	F-Wert	F(95%)	P0
Verfahren	65.2	29	2.79 ***	1.53	0.0003
Anbauorte	11.0	2	6.82 **	3.04	0.0014
WW Verf.*Anb.Orte	104.5	58	2.24 ***	1.40	0.0005
Fehler	140.2	174			
Insgesamt	321.0	263			

Verse en végétation [%] / Wurzellagerung Vegetation [%]

Verfahren	Seriemittel	1260 Nyon	1896 Vouvry	8566 Ellighausen TG
SY Enermax	1.4 -	0.0 -	0.0 -	4.2 -
SY Amfora	6.9 --	0.0 -	0.0 -	20.8 ----
P9610	1.4 -	0.0 -	0.0 -	4.2 -
KWS Editio	4.2 --	0.0 -	0.0 -	12.5 ---
KWS Go	4.2 --	0.0 -	0.0 -	12.5 ---
SU Crumber	8.3 ---	0.0 -	8.3 --	16.7 ---
Bone	6.9 --	0.0 -	16.7 ---	4.2 -
Armoreen	26.4 -----	0.0 -	16.7 ---	62.5 -----
P9967	0.0 -	0.0 -	0.0 -	0.0 -
KWS Lupollino	2.8 -	0.0 -	0.0 -	8.3 --
LG 31301	11.1 ----	0.0 -	0.0 -	33.3 -----
Wakefield	2.8 -	0.0 -	0.0 -	8.3 --
SY Remco	5.6 --	0.0 -	0.0 -	16.7 ---
SE2272	0.0 -	0.0 -	0.0 -	0.0 -
1089D485-01	37.2 -----	4.0 -----	70.0 -----	37.5 -----
P92440	1.4 -	0.0 -	0.0 -	4.2 -
1092D851-01	5.6 --	0.0 -	0.0 -	16.7 ---
KWS Monumento	6.9 --	0.0 -	0.0 -	20.8 ----
(KWS Berro)	3.3 -	0.0 -	1.7 -	8.3 --
(KWS Profusio)	8.3 ---	0.0 -	0.0 -	25.0 -----
KXC3144	9.7 ---	0.0 -	0.0 -	29.2 -----
KXC3213	6.9 --	0.0 -	0.0 -	20.8 ----
KXC3363	1.4 -	0.0 -	0.0 -	4.2 -
P9944	0.0 -	0.0 -	0.0 -	0.0 -
P9911	1.4 -	0.0 -	0.0 -	4.2 -
LG 31479	1.4 -	0.0 -	0.0 -	4.2 -
P8834	2.8 -	0.0 -	0.0 -	8.3 --
KWS Inteligens	2.8 -	0.0 -	0.0 -	8.3 --
ES Traveler	4.2 --	0.0 -	0.0 -	12.5 ---
SY Granaris	1.4 -	0.0 -	0.0 -	4.2 -
-Bezugsgrösse(n)	6.3 --	0.0 -	4.2 -	14.6 ---
Versuchs-Mittel	5.9 --	0.1 -	3.8 -	13.8 ---
VK [%]	125.2	774.6	215.5	60.7
KGD (5%)	7.3	ns	13.3	13.6
KGD (1%)	9.6	ns	17.7	18.2
Versuchs-Streuung	7.4	1.0	8.1	8.3
FG Fehlerterm	143.0	29.0	58.0	56.0
Anz. Beob.	8.0	2.0	3.0	3.0

Varianz-Analyse

	S.Q.	FG	F-Wert	F(95%)	P0
Verfahren	14058.8	29	8.92 ***	1.55	0.0000
Anbauorte	7950.0	2	73.16 ***	3.06	0.0000
WW Verf.*Anb.Orte	13762.3	58	4.37 ***	1.42	0.0000
Fehler	7769.7	143			
Insgesamt	43540.9	232			

Verse à la récolte [%] / Wurzellagerung Ernte [%]

Verfahren	Seriemittel	9465 Salez
SY Enermax	50.0 ----	50.0 ----
SY Amfora	54.2 -----	54.2 -----
P9610	91.7 -----	91.7 -----
KWS Editio	41.7 ----	41.7 ----
KWS Go	33.3 ---	33.3 ---
SU Crumber	12.5 -	12.5 -
Bone	83.3 -----	83.3 -----
Armoreen	54.2 -----	54.2 -----
P9967	37.5 ----	37.5 ----
KWS Lupollino	54.2 -----	54.2 -----
LG 31301	70.8 -----	70.8 -----
Wakefield	70.8 -----	70.8 -----
SY Remco	70.8 -----	70.8 -----
SE2272	62.5 -----	62.5 -----
1089D485-01	87.5 -----	87.5 -----
P92440	79.2 -----	79.2 -----
1092D851-01	29.2 ---	29.2 ---
KWS Monumento	54.2 -----	54.2 -----
(KWS Berro)	29.2 ---	29.2 ---
(KWS Profusio)	87.5 -----	87.5 -----
KXC3144	83.3 -----	83.3 -----
KXC3213	75.0 -----	75.0 -----
KXC3363	70.8 -----	70.8 -----
P9944	16.7 -	16.7 -
P9911	29.2 ---	29.2 ---
LG 31479	37.5 ----	37.5 ----
P8834	29.2 ---	29.2 ---
KWS Inteligens	16.7 -	16.7 -
ES Traveler	45.8 ----	45.8 ----
SY Granaris	58.3 -----	58.3 -----
-Bezugsgrösse(n)	22.9 --	22.9 --
Versuchs-Mittel	53.9 -----	53.9 -----
VK [%]	39.5	39.5
KGD (5%)	34.8	34.8
KGD (1%)	46.3	46.3
Versuchs-Streuung	21.3	21.3
FG Fehlerterm	58.0	58.0
Anz. Beob.	3.0	3.0

Plantes cassées à la récolte [%] / Stängelbruch Ernte [%]

Verfahren	Seriemittel		9465 Salez	
SY Enermax	45.8	-----	45.8	-----
SY Amfora	25.0	---	25.0	---
P9610	16.7	--	16.7	--
KWS Editio	58.3	-----	58.3	-----
KWS Go	20.8	---	20.8	---
SU Crumber	8.3	-	8.3	-
Bone	12.5	-	12.5	-
Armoreen	54.2	-----	54.2	-----
P9967	20.8	---	20.8	---
KWS Lupollino	12.5	-	12.5	-
LG 31301	29.2	----	29.2	----
Wakefield	54.2	-----	54.2	-----
SY Remco	54.2	-----	54.2	-----
SE2272	37.5	-----	37.5	-----
1089D485-01	16.7	--	16.7	--
P92440	8.3	-	8.3	-
1092D851-01	8.3	-	8.3	-
KWS Monumento	25.0	---	25.0	---
(KWS Berro)	8.3	-	8.3	-
(KWS Profusio)	12.5	-	12.5	-
KXC3144	25.0	---	25.0	---
KXC3213	8.3	-	8.3	-
KXC3363	66.7	-----	66.7	-----
P9944	12.5	-	12.5	-
P9911	16.7	--	16.7	--
LG 31479	8.3	-	8.3	-
P8834	8.3	-	8.3	-
KWS Inteligens	8.3	-	8.3	-
ES Traveler	12.5	-	12.5	-
SY Granaris	66.7	-----	66.7	-----
-Bezugsgrösse(n)	14.6	--	14.6	--
Versuchs-Mittel	25.4	----	25.4	----
VK [%]	71.2		71.2	
KGD (5%)	29.6		29.6	
KGD (1%)	39.4		39.4	
Versuchs-Streuung	18.1		18.1	
FG Fehlerterm	56.0		56.0	
Anz. Beob.	3.0		3.0	

Charbon [%] / Beulenbrand [%]

Verfahren	Seriemittel	1260 Nyon	1896 Vouvry	3065 Habstetten	8046 Reckenholz ZH
SY Enermax	1.6 --	8.1 ---	1.2 ---	0.4 ---	0.0 -
SY Amfora	4.3 -----	19.2 -----	1.9 ----	2.1 -----	1.8 ----
P9610	1.2 --	6.0 --	1.2 ---	0.0 -	0.0 -
KWS Editio	2.1 ---	9.7 ---	1.5 ---	0.4 ---	0.0 -
KWS Go	4.0 -----	19.2 -----	2.0 ----	1.2 -----	0.0 -
SU Crumber	2.1 ---	6.5 --	1.6 ---	1.7 -----	0.6 --
Bone	3.3 ----	6.2 --	2.0 ----	0.4 --	2.4 -----
Armoreen	1.0 --	2.0 -	1.9 ----	1.2 -----	0.0 -
P9967	3.3 ----	8.9 ---	6.1 -----	0.4 --	1.7 ----
KWS Lupollino	0.3 -	0.0 -	1.5 ---	0.0 -	0.0 -
LG 31301	1.9 ---	9.2 ---	0.8 --	1.6 -----	0.0 -
Wakefield	0.9 -	5.6 --	0.0 -	0.0 -	0.0 -
SY Remco	3.3 ----	13.6 ----	1.9 ----	0.8 ----	0.0 -
SE2272	0.7 -	3.8 --	0.0 -	0.0 -	0.0 -
1089D485-01	1.8 --	8.7 ---	2.3 ---	0.0 -	0.0 -
P92440	3.8 -----	18.7 -----	2.6 -----	0.0 -	0.6 --
1092D851-01	2.8 ----	13.1 ----	3.2 -----	0.4 --	0.0 -
KWS Monumento	2.3 ---	10.1 ---	0.8 --	0.0 -	0.6 --
(KWS Berro)	3.2 ----	13.6 ----	4.9 -----	0.8 ----	0.0 -
(KWS Profusio)	6.7 -----	35.8 -----	2.3 ----	1.6 -----	0.5 --
KXC3144	1.6 --	7.3 --	1.5 ---	0.8 ----	0.0 -
KXC3213	0.7 -	0.6 -	0.8 --	1.2 -----	0.0 -
KXC3363	2.0 ---	9.1 ---	2.0 ----	0.8 ----	0.0 -
P9944	2.3 ---	10.5 ---	2.0 ----	0.8 ----	0.0 -
P9911	2.3 ---	9.0 ---	2.8 ----	0.0 -	0.6 --
LG 31479	8.8 -----	38.7 -----	3.6 -----	1.2 -----	5.1 -----
P8834	5.3 -----	26.2 -----	3.4 -----	1.0 -----	1.2 ---
KWS Inteligens	0.9 -	1.9 -	1.9 ----	0.4 ---	0.0 -
ES Traveler	1.7 --	3.2 -	3.5 -----	0.0 -	0.0 -
SY Granaris	1.2 --	6.1 --	0.7 --	0.4 ---	0.0 -
-Bezugsgrösse(n)	3.0 ----	12.8 ----	1.8 ----	1.4 -----	0.3 -
Versuchs-Mittel	2.6 ---	11.0 ---	2.1 ----	0.6 ----	0.5 --
VK [%]	96.1	65.8	73.9	144.6	184.9
KGD (5%)	1.7	14.8	2.5	ns	1.5
KGD (1%)	2.2	20.0	3.3	ns	2.0
Versuchs-Streuung	2.5	7.3	1.5	0.9	0.9
FG Fehlerterm	315.0	29.0	58.0	56.0	58.0
Anz. Beob.	17.0	2.0	3.0	3.0	3.0

Varianz-Analyse

	S.Q.	FG	F-Wert	F(95%)	P0
Verfahren	1716.9	29	9.58 ***	1.50	0.0000
Anbauorte	7415.5	5	240.00 ***	2.25	0.0000
WW Verf.*Anb.Orte	5890.4	145	6.57 ***	1.26	0.0000
Fehler	1946.6	315			
Insgesamt	16969.5	494			

Charbon [%] / Beulenbrand [%]

Verfahren	8193 Eglisau ZH	8566 Ellighausen TG
SY Enermax	0.0 -	0.0 -
SY Amfora	0.0 -	0.6 -
P9610	0.0 -	0.0 -
KWS Editio	1.2 -----	0.0 -
KWS Go	0.0 -	1.7 ---
SU Crumber	0.0 -	1.9 ---
Bone	0.6 -----	8.5 -----
Armoreen	0.0 -	1.2 --
P9967	1.1 -----	1.8 ---
KWS Lupollino	0.0 -	0.0 -
LG 31301	0.0 -	0.0 -
Wakefield	0.0 -	0.0 -
SY Remco	0.0 -	3.2 ----
SE2272	0.0 -	0.6 -
1089D485-01	0.0 -	0.0 -
P92440	1.2 -----	0.0 -
1092D851-01	0.0 -	0.0 -
KWS Monumento	1.1 -----	1.2 --
(KWS Berro)	0.0 -	0.0 -
(KWS Profusio)	0.0 -	0.0 -
KXC3144	0.0 -	0.0 -
KXC3213	0.5 -----	1.1 --
KXC3363	0.0 -	0.0 -
P9944	0.5 -----	0.0 -
P9911	0.0 -	1.6 --
LG 31479	1.1 -----	3.3 -----
P8834	0.0 -	0.0 -
KWS Inteligens	1.2 -----	0.0 -
ES Traveler	1.4 -----	1.9 ---
SY Granaris	0.0 -	0.0 -
-Bezugsgrösse(n)	0.0 -	1.8 ---
Versuchs-Mittel	0.3 ---	1.0 --
VK [%]	301.1	159.9
KGD (5%)	ns	2.5
KGD (1%)	ns	3.3
Versuchs-Streuung	1.0	1.5
FG Fehlerterm	58.0	56.0
Anz. Beob.	3.0	3.0

Pyrales plantes touchées [%] / mit Maiszünsler befallene Pflanzen [%]

Verfahren	Seriemittel	8046 Reckenholz ZH
SY Enermax	2.9 -----	2.9 -----
SY Amfora	0.6 --	0.6 --
P9610	2.9 -----	2.9 -----
KWS Editio	2.8 -----	2.8 -----
KWS Go	1.6 ----	1.6 ----
SU Crumber	0.0 -	0.0 -
Bone	0.6 --	0.6 --
Armoreen	2.3 -----	2.3 -----
P9967	1.8 ----	1.8 ----
KWS Lupollino	3.3 -----	3.3 -----
LG 31301	3.4 -----	3.4 -----
Wakefield	0.0 -	0.0 -
SY Remco	0.0 -	0.0 -
SE2272	1.2 ---	1.2 ---
1089D485-01	1.2 ---	1.2 ---
P92440	1.7 ----	1.7 ----
1092D851-01	1.7 ----	1.7 ----
KWS Monumento	0.6 --	0.6 --
(KWS Berro)	0.5 --	0.5 --
(KWS Profusio)	2.3 -----	2.3 -----
KXC3144	0.6 --	0.6 --
KXC3213	5.6 -----	5.6 -----
KXC3363	1.2 ---	1.2 ---
P9944	1.2 ---	1.2 ---
P9911	1.3 ---	1.3 ---
LG 31479	1.7 ----	1.7 ----
P8834	3.0 -----	3.0 -----
KWS Inteligens	0.0 -	0.0 -
ES Traveler	1.8 ----	1.8 ----
SY Granaris	0.0 -	0.0 -
-Bezugsgrösse(n)	0.8 --	0.8 --
Versuchs-Mittel	1.6 ---	1.6 ---
VK [%]	113.2	113.2
KGD (5%)	ns	ns
KGD (1%)	ns	ns
Versuchs-Streuung	1.8	1.8
FG Fehlerterm	56.0	56.0
Anz. Beob.	3.0	3.0

Densité [plantes/m²] / Bestandesdichte [Pflanzen/m²]

Verfahren	Seriemittel	1260 Nyon	1567 Delley FR	1896 Vouvry	3065 Habstetten
SY Enermax	8.3 -----	8.0 -----	7.8 -	8.6 ----	8.2 ----
SY Amfora	8.0 -	7.6 ----	7.8 -	8.5 ----	7.8 --
P9610	8.4 -----	8.3 -----	7.8 -	8.5 ----	8.7 -----
KWS Editio	8.5 -----	8.7 -----	7.8 -	9.0 -----	8.6 -----
KWS Go	8.5 -----	8.4 -----	7.8 -	8.6 ----	8.5 -----
SU Crumber	8.0 -	7.7 ----	7.8 -	8.2 -	7.8 --
Bone	8.0 -	7.2 --	7.8 -	8.2 -	8.1 ----
Armoreen	8.3 -----	7.6 ----	7.8 -	8.8 -----	8.4 ----
P9967	8.2 ----	7.2 ---	7.8 -	8.7 -----	8.5 -----
KWS Lupollino	8.3 -----	7.5 ----	7.8 -	8.9 -----	8.5 -----
LG 31301	8.3 -----	7.6 ----	7.8 -	8.5 ----	8.1 ----
Wakefield	8.0 -	7.9 -----	7.8 -	8.6 -----	8.1 ----
SY Remco	8.1 ---	7.7 ----	7.8 -	8.7 -----	8.2 ----
SE2272	8.0 -	8.0 -----	7.8 -	8.4 ---	8.1 ----
1089D485-01	8.1 ----	8.1 -----	7.8 -	8.7 -----	8.1 ----
P92440	8.0 -	7.7 ----	7.8 -	8.8 -----	8.4 -----
1092D851-01	8.1 ----	8.0 -----	7.8 -	8.4 ---	8.1 ----
KWS Monumento	8.4 -----	8.0 -----	7.8 -	8.8 -----	8.6 -----
(KWS Berro)	8.3 -----	7.1 --	7.8 -	8.8 -----	8.4 ----
(KWS Profusio)	8.3 -----	7.5 ----	7.8 -	8.8 -----	8.3 ----
KXC3144	8.4 -----	8.1 -----	7.8 -	8.9 -----	8.7 -----
KXC3213	8.5 -----	8.3 -----	7.8 -	8.8 -----	8.5 -----
KXC3363	8.3 -----	8.3 -----	7.8 -	8.7 -----	8.9 -----
P9944	8.1 ---	7.7 ----	7.8 -	8.5 ----	8.1 ----
P9911	8.1 ---	7.8 ----	7.8 -	8.2 -	8.2 ----
LG 31479	8.0 --	6.8 -	7.8 -	8.4 ----	8.3 ----
P8834	8.1 --	7.5 ----	7.8 -	8.7 -----	7.6 -
KWS Inteligens	8.2 ----	8.0 -----	7.8 -	8.6 ----	7.9 ---
ES Traveler	8.0 -	7.4 ----	7.8 -	8.2 -	8.0 ---
SY Granaris	8.1 ----	6.9 -	7.8 -	8.9 -----	8.1 ----
-Bezugsgrösse(n)	8.2 -----	8.0 -----	7.8 -	8.4 ---	8.1 ----
Versuchs-Mittel	8.2 ----	7.7 ----	7.8 -	8.6 ----	8.3 ----
VK [%]	4.7	6.8	0.0	3.7	5.2
KGD (5%)	0.2	ns	ns	ns	ns
KGD (1%)	0.3	ns	ns	ns	ns
Versuchs-Streuung	0.4	0.5	0.0	0.3	0.4
FG Fehlerterm	427.0	29.0	58.0	56.0	56.0
Anz. Beob.	23.0	2.0	3.0	3.0	3.0

Varianz-Analyse

	S.Q.	FG	F-Wert		F(95%)	P0
Verfahren	19.0	29	4.48	***	1.49	0.0000
Anbauorte	73.3	7	71.77	***	2.03	0.0000
WW Verf.*Anb.Orte	44.7	203	1.51	ns	1.21	
Fehler	62.3	427				
Insgesamt	199.3	666				

Densité [plantes/m²] / Bestandesdichte [Pflanzen/m²]

Verfahren	8046 Reckenholz ZH	8193 Eglisau ZH	8566 Ellighausen TG	9465 Salez
SY Enermax	8.6 -----	8.6 -----	8.1 -----	8.3 -----
SY Amfora	8.1 ----	8.0 -	8.2 -----	8.0 ----
P9610	8.4 -----	8.6 -----	8.3 -----	8.2 -----
KWS Editio	8.7 -----	8.6 -----	7.9 -----	8.6 -----
KWS Go	8.6 -----	9.1 -----	8.3 -----	8.5 -----
SU Crumber	8.0 ----	8.4 ----	7.8 ----	8.4 -----
Bone	8.0 ----	8.4 ----	8.0 -----	8.1 -----
Armoreen	8.6 -----	8.6 -----	8.1 -----	8.5 -----
P9967	8.2 -----	8.8 -----	8.1 -----	8.1 -----
KWS Lupollino	8.6 -----	9.0 -----	7.4 --	8.6 -----
LG 31301	8.7 -----	8.4 ----	8.4 -----	8.6 -----
Wakefield	7.6 -	8.8 -----	7.4 --	7.8 ----
SY Remco	8.2 -----	8.3 ----	7.8 -----	8.1 ----
SE2272	7.9 ---	8.1 -	7.8 ----	7.9 ---
1089D485-01	8.5 -----	8.6 -----	7.3 -	8.0 ----
P92440	8.1 ----	8.6 -----	7.3 -	7.3 -
1092D851-01	8.6 -----	8.7 -----	7.7 ----	7.7 ---
KWS Monumento	8.6 -----	8.6 -----	8.3 -----	8.4 -----
(KWS Berro)	8.6 -----	9.1 -----	8.0 -----	8.6 -----
(KWS Profusio)	8.6 -----	8.9 -----	8.2 -----	8.6 -----
KXC3144	8.6 -----	8.8 -----	7.8 -----	8.7 -----
KXC3213	8.8 -----	8.3 ----	8.4 -----	8.9 -----
KXC3363	8.6 -----	8.6 -----	7.3 -	8.6 -----
P9944	8.1 ----	8.3 ----	7.8 ----	8.4 -----
P9911	8.5 -----	8.6 -----	7.3 -	8.4 -----
LG 31479	8.6 -----	8.3 ----	7.5 --	8.6 -----
P8834	8.4 -----	8.2 ---	7.5 ---	8.7 -----
KWS Inteligens	8.5 -----	8.1 --	8.2 -----	8.5 -----
ES Traveler	8.2 ----	8.1 --	7.7 ----	8.4 -----
SY Granaris	8.7 -----	8.4 ----	7.8 -----	8.4 -----
-Bezugsgrösse(n)	8.3 -----	8.7 -----	8.0 -----	8.5 -----
Versuchs-Mittel	8.4 -----	8.5 ----	7.9 -----	8.3 -----
VK [%]	4.8	4.2	6.2	4.4
KGD (5%)	ns	0.6	ns	0.6
KGD (1%)	ns	ns	ns	0.8
Versuchs-Streuung	0.4	0.4	0.5	0.4
FG Fehlerterm	56.0	58.0	58.0	56.0
Anz. Beob.	3.0	3.0	3.0	3.0

Rendement brut [dt/ha] / Frischertrag [dt/ha]

Verfahren	Seriemittel		1260 Nyon		1567 Delley FR		1896 Vouvry		3065 Habstetten	
SY Enermax	612.5	--	551.8	---	652.8	----	681.8	---	598.9	--
SY Amfora	620.9	---	498.5	-	648.7	----	652.2	--	647.6	-----
P9610	669.8	-----	701.2	-----	671.2	-----	696.8	----	636.7	---
KWS Editio	586.9	-	564.9	---	585.6	-	638.3	-	580.4	--
KWS Go	614.2	--	541.9	---	630.6	---	690.1	----	618.7	---
SU Crumber	649.4	----	596.1	-----	672.7	-----	674.7	---	654.1	-----
Bone	615.6	--	580.4	-----	595.0	-	645.7	--	581.0	--
Armoreen	672.4	-----	569.1	----	682.6	-----	754.4	-----	698.0	-----
P9967	738.9	-----	649.8	-----	743.3	-----	841.7	-----	774.6	-----
KWS Lupollino	623.5	---	538.1	---	607.0	--	720.3	-----	615.3	---
LG 31301	651.6	----	572.7	----	661.8	-----	777.8	-----	676.4	-----
Wakefield	610.1	--	568.1	----	619.3	--	662.5	--	647.0	-----
SY Remco	631.5	---	575.5	----	659.0	-----	711.8	-----	681.7	-----
SE2272	589.0	-	567.8	----	657.3	----	690.5	----	591.7	--
1089D485-01	676.9	-----	592.0	-----	715.9	-----	751.1	-----	645.1	----
P92440	666.3	-----	520.7	--	698.6	-----	779.1	-----	697.3	-----
1092D851-01	639.3	----	506.9	-	616.5	--	720.0	----	691.8	-----
KWS Monumento	637.0	----	579.6	-----	636.0	---	717.1	-----	620.0	---
(KWS Berro)	673.9	-----	613.8	-----	663.0	-----	766.5	-----	665.9	-----
(KWS Profusio)	654.5	-----	595.3	-----	652.3	----	758.7	-----	660.5	-----
KXC3144	615.2	--	523.9	--	655.6	----	666.3	---	626.8	----
KXC3213	655.8	-----	580.0	-----	692.5	-----	748.6	-----	631.3	----
KXC3363	643.0	----	575.2	----	686.5	-----	719.1	----	679.8	-----
P9944	746.9	-----	644.2	-----	753.7	-----	844.0	-----	781.6	-----
P9911	757.6	-----	692.9	-----	740.6	-----	820.2	-----	783.0	-----
LG 31479	653.7	-----	555.8	---	653.0	----	739.9	-----	673.8	-----
P8834	623.3	---	585.1	-----	633.9	---	690.9	----	559.7	-
KWS Inteligens	749.3	-----	675.9	-----	772.8	-----	818.6	-----	767.7	-----
ES Traveler	619.6	---	567.5	----	655.7	----	659.4	--	576.8	-
SY Granaris	586.4	-	538.5	---	606.6	--	621.3	-	598.4	--
-Bezugsgrösse(n)	631.8	---	569.0	----	651.6	----	682.4	---	636.4	----
Versuchs-Mittel	649.5	----	580.8	-----	664.0	-----	722.0	-----	655.4	-----
VK [%]	6.9		10.3		3.8		4.8		4.9	
KGD (5%)	25.8		ns		41.5		56.5		52.6	
KGD (1%)	34.0		ns		55.3		75.3		70.0	
Versuchs-Streuung	44.5		60.0		25.4		34.6		32.1	
FG Fehlerterm	423.0		29.0		56.0		56.0		56.0	
Anz. Beob.	23.0		2.0		3.0		3.0		3.0	

Varianz-Analyse

	S.Q.	FG	F-Wert	F(95%)	P0
Verfahren	1460689.5	29	25.43 ***	1.50	0.0000
Anbauorte	1393903.3	7	100.54 ***	2.03	0.0000
WW Verf.*Anb.Orte	810134.8	203	2.02 ***	1.22	0.0004
Fehler	837765.6	423			
Insgesamt	4502493.2	662			

Rendement brut [dt/ha] / Frischertrag [dt/ha]

Verfahren	8046 Reckenholz ZH	8193 Eglisau ZH	8566 Ellighausen TG	9465 Salez
SY Enermax	618.9 ----	611.5 -----	636.9 --	547.4 ----
SY Amfora	565.7 --	586.7 ----	681.7 ----	686.5 -----
P9610	687.4 -----	562.3 ---	742.3 -----	660.2 ----
KWS Editio	555.5 -	565.2 ----	615.8 -	589.9 ----
KWS Go	543.1 -	540.4 --	679.7 ----	669.2 -----
SU Crumber	643.0 -----	664.6 -----	626.3 -	664.1 -----
Bone	627.0 ----	604.2 ----	646.7 --	644.4 ----
Armoreen	642.0 ----	647.9 -----	688.2 ----	697.4 ----
P9967	706.7 -----	623.2 ----	775.3 -----	796.7 -----
KWS Lupollino	594.8 ---	554.6 ---	668.9 ---	689.0 ----
LG 31301	634.0 ----	614.3 -----	667.7 ---	608.0 ----
Wakefield	607.4 ----	519.5 -	674.9 ---	582.5 ----
SY Remco	571.5 --	581.8 ----	686.0 ----	585.0 ----
SE2272	576.4 --	567.4 ----	645.7 --	414.9 -
1089D485-01	685.6 -----	592.6 ----	747.5 -----	685.2 ----
P92440	651.2 -----	607.6 ----	700.9 ----	674.7 ----
1092D851-01	561.4 --	618.5 -----	678.2 ---	720.9 -----
KWS Monumento	582.3 ---	565.7 ----	703.8 ----	691.5 ----
(KWS Berro)	593.1 ---	592.8 ----	755.1 -----	740.6 ----
(KWS Profusio)	583.2 ---	627.2 -----	696.5 ----	662.0 ----
KXC3144	602.4 ----	527.1 -	686.5 ----	633.1 ----
KXC3213	608.9 ----	603.8 ----	688.5 ----	692.7 ----
KXC3363	619.0 ----	607.3 ----	664.6 ---	592.2 ----
P9944	633.4 ----	652.7 -----	834.6 -----	831.0 -----
P9911	734.2 -----	643.4 -----	834.0 -----	812.8 -----
LG 31479	584.8 ---	586.0 ----	692.2 ----	743.7 -----
P8834	610.0 ----	615.9 -----	650.8 --	640.5 ----
KWS Inteligens	704.5 -----	676.7 -----	781.3 -----	796.6 -----
ES Traveler	566.3 --	602.2 ----	633.6 -	695.1 ----
SY Granaris	573.4 --	602.3 ----	630.3 -	520.7 ---
-Bezugsgrösse(n)	593.1 ---	602.5 -----	653.0 --	666.6 -----
Versuchs-Mittel	615.6 ----	598.8 ----	693.8 ----	665.6 ----
VK [%]	9.3	8.6	5.4	7.9
KGD (5%)	94.1	ns	61.0	85.9
KGD (1%)	125.3	ns	81.2	114.3
Versuchs-Streuung	57.5	51.6	37.3	52.6
FG Fehlerterm	56.0	56.0	56.0	58.0
Anz. Beob.	3.0	3.0	3.0	3.0

Rendement en matière sèche [dt/ha] / TS Ertrag [dt/ha]

Verfahren	Seriemittel	1260 Nyon	1567 Delley FR	1896 Vouvry	3065 Habstetten
SY Enermax	204.2 ----	197.8 -----	209.8 -----	256.1 -----	191.6 ----
SY Amfora	208.3 -----	185.0 ---	219.4 -----	243.5 ---	195.7 -----
P9610	213.3 -----	236.9 -----	211.6 ----	252.5 ----	199.7 -----
KWS Editio	206.8 ----	220.0 -----	207.0 ----	242.6 ---	197.5 ----
KWS Go	210.8 -----	202.7 -----	214.2 -----	244.6 ----	203.3 -----
SU Crumber	213.0 -----	211.0 -----	218.2 -----	237.5 --	198.1 ----
Bone	210.1 -----	215.3 -----	206.2 ----	250.6 ----	194.0 ----
Armoreen	223.7 -----	232.1 -----	230.4 -----	251.6 ----	224.0 -----
P9967	220.1 -----	217.6 -----	220.0 -----	265.9 -----	213.2 -----
KWS Lupollino	215.6 -----	214.5 -----	210.7 ----	260.6 -----	201.1 ----
LG 31301	218.7 -----	225.4 -----	235.5 -----	243.8 ----	213.0 -----
Wakefield	202.8 ----	211.7 -----	203.4 ----	243.9 ----	191.9 ----
SY Remco	218.0 -----	229.5 -----	241.8 -----	260.5 -----	206.4 -----
SE2272	191.9 -	206.1 ----	209.4 ----	237.9 --	177.7 -
1089D485-01	217.8 -----	199.4 ----	221.9 -----	244.7 ----	207.5 -----
P92440	213.7 -----	196.8 ----	225.7 -----	276.0 -----	199.6 ----
1092D851-01	209.4 ----	196.3 ----	211.4 ----	262.6 -----	200.5 ----
KWS Monumento	217.1 -----	222.6 -----	217.7 ----	257.1 ----	200.4 ----
(KWS Berro)	217.6 -----	223.5 -----	207.9 ----	251.6 ----	199.1 ----
(KWS Profusio)	215.7 -----	223.3 -----	222.0 -----	257.7 ----	204.8 -----
KXC3144	209.5 ----	203.3 ----	222.4 -----	241.7 ---	202.4 ----
KXC3213	218.9 -----	226.2 -----	223.2 -----	243.4 ---	202.8 ----
KXC3363	202.6 ----	205.2 ----	221.4 -----	252.8 ----	195.3 ----
P9944	218.7 -----	205.0 ----	224.6 -----	280.8 -----	201.0 ----
P9911	216.2 -----	216.9 -----	214.5 ----	257.9 ----	198.9 ----
LG 31479	193.8 -	166.1 -	184.4 -	253.2 ----	174.4 -
P8834	205.4 ----	212.8 -----	204.2 ----	244.7 ----	175.9 -
KWS Inteligens	212.9 -----	217.0 -----	214.1 ----	243.4 ---	194.8 ----
ES Traveler	213.0 -----	219.2 -----	220.9 -----	228.6 -	204.0 -----
SY Granaris	197.8 --	202.3 ----	213.5 -----	238.8 ---	181.8 --
-Bezugsgrösse(n)	211.9 -----	206.8 -----	216.2 -----	241.1 ---	200.7 -----
Versuchs-Mittel	211.2 -----	211.4 -----	216.2 -----	250.9 ----	198.3 ----
VK [%]	7.0	10.5	3.6	5.5	5.6
KGD (5%)	8.5	ns	12.9	22.6	18.3
KGD (1%)	11.2	ns	17.1	ns	24.4
Versuchs-Streuung	14.7	22.2	7.9	13.8	11.2
FG Fehlerterm	423.0	29.0	56.0	56.0	56.0
Anz. Beob.	23.0	2.0	3.0	3.0	3.0

Varianz-Analyse

	S.Q.	FG	F-Wert	F(95%)	P0
Verfahren	40840.1	29	6.50 ***	1.50	0.0000
Anbauorte	269124.1	7	177.37 ***	2.03	0.0000
WW Verf.*Anb.Orte	83254.6	203	1.89 ***	1.22	0.0005
Fehler	91690.6	423			
Insgesamt	484909.4	662			

Rendement en matière sèche [dt/ha] / TS Ertrag [dt/ha]

Verfahren	8046 Reckenholz ZH	8193 Eglisau ZH	8566 Ellighausen TG	9465 Salez
SY Enermax	226.1	195.1	201.2	156.3
SY Amfora	218.4	187.2	215.1	202.2
P9610	227.4	167.7	219.1	191.6
KWS Editio	221.5	185.6	205.1	174.9
KWS Go	209.6	184.7	223.3	204.1
SU Crumber	235.5	201.7	199.8	202.1
Bone	233.0	182.4	209.0	190.5
Armoreen	240.5	201.8	214.9	194.4
P9967	231.8	179.8	224.1	208.7
KWS Lupollino	224.1	177.2	222.4	213.9
LG 31301	242.9	202.3	218.8	167.5
Wakefield	227.6	159.2	217.6	167.2
SY Remco	224.7	186.7	225.7	168.7
SE2272	217.2	166.4	202.1	118.3
1089D485-01	248.1	200.1	229.6	191.3
P92440	226.3	181.7	209.7	194.1
1092D851-01	204.3	188.3	207.2	204.5
KWS Monumento	231.7	181.7	224.8	200.7
(KWS Berro)	226.8	189.8	238.6	203.6
(KWS Profusio)	221.0	200.5	211.1	185.4
KXC3144	231.8	176.6	218.9	178.5
KXC3213	236.3	196.2	220.1	203.0
KXC3363	223.3	182.4	185.9	154.1
P9944	215.1	179.5	228.0	216.1
P9911	227.5	177.0	220.8	215.9
LG 31479	205.0	173.8	188.9	204.9
P8834	218.0	190.1	197.8	199.7
KWS Inteligens	223.9	188.9	216.4	204.3
ES Traveler	223.2	195.6	206.9	205.4
SY Granaris	216.4	186.1	195.7	147.8
-Bezugsgrösse(n)	222.6	193.2	211.5	203.1
Versuchs-Mittel	225.3	185.5	213.3	189.0
VK [%]	6.0	9.1	6.0	10.0
KGD (5%)	22.1	ns	20.8	30.9
KGD (1%)	ns	ns	27.7	41.1
Versuchs-Streuung	13.5	17.0	12.7	18.9
FG Fehlerterm	56.0	56.0	56.0	58.0
Anz. Beob.	3.0	3.0	3.0	3.0

Précocité [% MS] / Frühreife [% TS]

Verfahren	Seriemittel	1260 Nyon	1567 Delley FR	1896 Vouvry	3065 Habstetten
SY Enermax	33.3	35.9	32.1	37.6	32.0
SY Amfora	33.7	37.1	33.8	37.3	30.2
P9610	31.8	33.8	31.5	36.3	31.5
KWS Editio	35.3	38.9	35.4	38.0	34.1
KWS Go	34.5	37.5	34.0	35.5	32.9
SU Crumber	32.9	35.4	32.4	35.3	30.3
Bone	34.2	37.0	34.7	38.8	33.5
Armoreen	33.5	40.8	33.8	33.3	32.1
P9967	29.9	33.5	29.6	31.7	27.6
KWS Lupollino	34.7	39.9	34.7	36.3	32.7
LG 31301	33.7	39.3	35.6	31.3	31.5
Wakefield	33.2	37.3	32.8	36.8	29.7
SY Remco	34.7	40.0	36.7	36.6	30.3
SE2272	32.5	36.5	31.9	34.4	30.1
1089D485-01	32.3	33.7	31.0	32.5	32.2
P92440	32.2	37.7	32.3	35.5	28.7
1092D851-01	33.1	38.9	34.3	36.5	29.0
KWS Monumento	34.1	38.3	34.2	35.8	32.3
(KWS Berro)	32.5	36.4	31.4	32.8	29.9
(KWS Profusio)	33.1	37.5	34.1	34.0	31.0
KXC3144	34.3	38.7	33.9	36.3	32.3
KXC3213	33.6	39.0	32.2	32.5	32.2
KXC3363	31.5	35.7	32.3	35.2	28.8
P9944	29.5	31.8	29.8	33.3	25.8
P9911	28.7	31.3	29.0	31.5	25.4
LG 31479	29.8	30.1	28.2	34.3	25.9
P8834	33.1	36.5	32.2	35.4	31.5
KWS Inteligens	28.5	32.1	27.7	29.8	25.4
ES Traveler	34.6	38.7	33.7	34.6	35.4
SY Granaris	33.7	37.6	35.2	38.5	30.5
-Bezugsgrösse(n)	33.7	36.4	33.2	35.4	31.6
Versuchs-Mittel	32.7	36.6	32.7	34.9	30.5
VK [%]	4.3	4.3	2.7	4.8	4.0
KGD (5%)	0.8	3.2	1.4	2.7	2.0
KGD (1%)	1.1	4.3	1.9	3.6	2.6
Versuchs-Streuung	1.4	1.6	0.9	1.7	1.2
FG Fehlerterm	423.0	29.0	56.0	56.0	56.0
Anz. Beob.	23.0	2.0	3.0	3.0	3.0

Varianz-Analyse

	S.Q.	FG	F-Wert	F(95%)	P0
Verfahren	2221.8	29	39.36 ***	1.50	0.0000
Anbauorte	5818.4	7	427.08 ***	2.03	0.0000
WW Verf. *Anb.Orte	1005.8	203	2.55 ***	1.22	0.0001
Fehler	823.3	423			
Insgesamt	9869.3	662			

Précocité [% MS] / Frühreife [% TS]

Verfahren	8046 Reckenholz ZH	8193 Eglisau ZH	8566 Ellighausen TG	9465 Salez
SY Enermax	36.6 -----	31.9 -----	31.6 -----	28.5 -----
SY Amfora	38.6 -----	31.9 -----	31.6 -----	29.4 -----
P9610	33.3 ---	29.8 ----	29.5 ----	29.0 -----
KWS Editio	39.9 -----	32.9 -----	33.3 -----	29.6 -----
KWS Go	38.7 -----	34.2 -----	32.8 -----	30.5 -----
SU Crumber	36.7 -----	30.3 -----	32.0 -----	30.4 -----
Bone	37.2 -----	30.2 ----	32.3 -----	29.6 -----
Armoreen	37.5 -----	31.2 ----	31.3 -----	27.9 ----
P9967	32.9 --	28.8 ---	28.9 ----	26.3 --
KWS Lupollino	37.9 -----	32.0 -----	33.2 -----	31.0 -----
LG 31301	38.3 -----	32.9 -----	32.8 -----	27.6 ----
Wakefield	37.8 -----	30.6 ----	32.2 -----	28.6 -----
SY Remco	39.9 -----	32.1 -----	32.9 -----	28.9 -----
SE2272	37.8 -----	29.3 ---	31.3 -----	28.3 ----
1089D485-01	36.9 -----	33.7 -----	30.7 -----	27.9 ----
P92440	34.9 ----	29.9 ----	29.9 -----	28.8 -----
1092D851-01	36.8 -----	30.5 ----	30.6 -----	28.3 ----
KWS Monumento	39.8 -----	31.7 -----	32.0 -----	29.0 -----
(KWS Berro)	38.6 -----	32.1 -----	31.6 -----	27.5 ----
(KWS Profusio)	38.2 -----	32.1 -----	30.3 -----	27.9 ----
KXC3144	39.2 -----	33.5 -----	31.9 -----	28.2 ----
KXC3213	38.9 -----	32.6 -----	32.0 -----	29.3 -----
KXC3363	36.2 -----	30.0 ----	28.0 ---	26.0 -
P9944	34.2 ----	27.5 -	27.3 --	26.0 -
P9911	31.5 -	27.6 -	26.5 -	26.5 --
LG 31479	35.3 ----	29.6 ----	27.3 --	27.5 ----
P8834	36.5 -----	30.9 -----	30.4 -----	31.2 -----
KWS Inteligens	32.0 -	28.0 -	27.7 --	25.7 -
ES Traveler	39.5 -----	32.5 -----	32.6 -----	29.5 -----
SY Granaris	37.9 -----	31.0 -----	31.1 -----	28.1 ----
-Bezugsgrösse(n)	37.7 -----	32.3 -----	32.4 -----	30.5 -----
Versuchs-Mittel	37.0 -----	31.0 -----	30.9 -----	28.4 -----
VK [%]	5.8	3.7	2.8	4.5
KGD (5%)	3.5	1.9	1.4	2.1
KGD (1%)	4.7	2.5	1.9	2.8
Versuchs-Streuung	2.2	1.1	0.9	1.3
FG Fehlerterm	56.0	56.0	58.0	56.0
Anz. Beob.	3.0	3.0	3.0	3.0

Rendement en MOD [dt/ha] / VOS Ertrag [dt/ha]

Verfahren	Seriemittel	1260 Nyon	1567 Delley FR	1896 Vouvry	8046 Reckenholz ZH
SY Enermax	153.9 ----	138.3 ----	145.3 ----	174.9 -----	157.4 ----
SY Amfora	157.6 -----	135.9 ----	163.3 -----	173.2 -----	157.8 ----
P9610	162.3 -----	166.5 -----	146.1 ----	174.5 ----	162.1 -----
KWS Editio	164.3 -----	164.5 -----	153.6 ----	174.4 ----	164.7 -----
KWS Go	156.6 -----	145.9 -----	159.8 -----	172.4 -----	148.3 --
SU Crumber	165.5 -----	155.5 -----	159.5 -----	170.2 ----	176.8 -----
Bone	166.5 -----	164.5 -----	153.0 ----	178.8 -----	169.8 -----
Armoreen	173.3 -----	173.6 -----	167.2 -----	175.9 -----	176.4 -----
P9967	162.5 -----	159.4 -----	149.7 ----	175.6 -----	165.3 ----
KWS Lupollino	166.0 -----	160.1 -----	153.4 ----	184.9 -----	165.6 ----
LG 31301	173.8 -----	171.7 -----	174.9 -----	165.8 --	182.8 -----
Wakefield	160.9 ----	157.9 -----	145.9 ----	172.7 ----	167.3 ----
SY Remco	173.2 -----	164.0 -----	184.5 -----	182.1 -----	162.2 ----
SE2272	155.7 ----	150.5 ----	150.5 ----	163.4 --	158.3 ----
1089D485-01	160.5 ----	140.7 ----	156.5 ----	168.5 --	176.3 -----
P92440	161.6 -----	139.5 ----	160.2 ----	189.8 -----	156.8 ----
1092D851-01	159.1 ----	145.1 ----	157.8 ----	186.4 -----	147.2 -
KWS Monumento	165.7 -----	165.9 -----	155.6 ----	176.1 ----	165.3 ----
(KWS Berro)	160.7 ----	161.3 ----	145.7 ----	172.4 ----	163.4 ----
(KWS Profusio)	166.3 -----	163.5 -----	164.1 ----	180.9 -----	156.5 ----
KXC3144	163.7 -----	148.9 ----	162.5 -----	174.4 ----	169.0 -----
KXC3213	167.4 -----	168.1 -----	160.4 ----	170.0 ----	171.1 -----
KXC3363	162.2 ----	150.7 ----	165.9 ----	174.3 ----	158.0 ----
P9944	159.2 ----	142.4 ----	158.4 ----	189.9 -----	146.2 -
P9911	160.3 ----	156.0 ----	154.1 ----	175.1 ----	156.1 ----
LG 31479	143.0 -	116.9 -	128.4 -	182.5 -----	144.3 -
P8834	156.5 ----	154.5 ----	145.0 ----	169.9 ----	156.7 ----
KWS Inteligens	155.8 ----	154.3 ----	147.7 ----	165.2 --	156.0 ----
ES Traveler	161.1 ----	162.0 -----	159.6 ----	160.5 -	162.5 ----
SY Granaris	157.4 ----	149.6 ----	156.2 ----	169.3 ----	154.5 --
-Bezugsgrösse(n)	161.0 -----	150.7 -----	159.6 -----	171.3 ----	162.6 -----
Versuchs-Mittel	161.8 -----	154.3 -----	156.2 -----	174.8 ----	161.8 ----
VK [%]	7.4	11.3	4.4	7.4	7.3
KGD (5%)	10.1	ns	11.2	ns	19.3
KGD (1%)	13.3	ns	14.9	ns	ns
Versuchs-Streuung	12.0	17.5	6.8	12.8	11.8
FG Fehlerterm	197.0	29.0	56.0	56.0	56.0
Anz. Beob.	11.0	2.0	3.0	3.0	3.0

Varianz-Analyse

	S.Q.	FG	F-Wert	F(95%)	P0
Verfahren	12506.2	29	2.98 ***	1.53	0.0002
Anbauorte	21261.5	3	48.98 ***	2.65	0.0000
WW Verf.*Anb.Orte	19694.5	87	1.56 ns	1.34	
Fehler	28502.3	197			
Insgesamt	81964.5	316			

Rendement en amidon [dt/ha] / Stärke Ertrag [dt/ha]

Verfahren	Seriemittel	1260 Nyon	1567 Delley FR	1896 Vouvry	8046 Reckenholz ZH
SY Enermax	81.5 ---	63.4 ---	77.4 ---	102.0 -----	83.3 ---
SY Amfora	83.9 ----	66.2 ---	89.1 -----	99.3 ----	81.1 ---
P9610	89.4 -----	86.3 -----	78.7 ---	103.3 -----	89.4 -----
KWS Editio	91.4 -----	88.5 -----	83.9 ----	104.7 -----	88.4 ----
KWS Go	83.0 ----	67.8 ----	88.3 -----	100.5 -----	75.5 -
SU Crumber	91.8 -----	81.2 -----	88.0 -----	101.1 -----	97.0 -----
Bone	95.7 -----	94.6 -----	87.6 ----	110.5 -----	90.1 ----
Armoreen	90.6 -----	88.8 -----	85.3 ----	97.8 ----	90.7 ----
P9967	83.5 ----	83.3 -----	73.0 --	93.5 ---	84.2 ---
KWS Lupollino	92.1 -----	86.1 -----	82.9 ----	108.7 -----	90.6 ----
LG 31301	92.3 -----	86.8 -----	90.7 -----	88.7 -	102.9 -----
Wakefield	92.1 -----	87.4 -----	80.7 ---	106.2 -----	93.9 -----
SY Remco	93.3 -----	83.0 -----	102.7 -----	103.4 -----	84.3 ---
SE2272	88.1 -----	84.4 -----	86.5 ----	92.7 --	88.9 ----
1089D485-01	83.4 ----	66.9 ---	83.8 ----	92.0 --	91.1 ----
P92440	89.7 -----	77.3 ----	88.0 ----	111.0 -----	82.4 ---
1092D851-01	91.4 -----	79.2 ----	91.9 -----	111.9 -----	82.4 ---
KWS Monumento	89.0 -----	90.8 -----	81.2 ---	96.7 ----	87.1 ----
(KWS Berro)	85.2 ----	79.2 -----	74.1 --	98.2 ----	89.3 ----
(KWS Profusio)	91.0 -----	87.9 -----	86.4 ----	104.1 -----	85.7 ----
KXC3144	91.1 -----	78.1 ----	88.5 -----	103.7 -----	94.0 -----
KXC3213	90.9 -----	90.9 -----	83.0 ----	96.2 ----	93.6 -----
KXC3363	91.6 -----	85.8 -----	94.9 -----	99.7 ----	86.2 ----
P9944	84.7 ----	69.7 ---	84.6 ----	107.2 -----	77.6 -
P9911	81.0 ---	76.6 ----	77.9 ---	93.4 ---	76.1 -
LG 31479	76.8 -	55.8 -	67.8 -	106.3 -----	77.1 -
P8834	87.2 -----	84.9 -----	81.1 ----	97.5 ----	85.5 ----
KWS Inteligens	81.0 ---	81.1 -----	76.7 ---	88.6 -	77.6 -
ES Traveler	88.1 -----	84.4 -----	89.4 -----	90.8 --	88.0 ----
SY Granaris	90.6 -----	81.9 -----	93.5 -----	99.4 ----	87.5 ----
-Bezugsgrösse(n)	87.4 -----	74.5 -----	88.2 -----	100.8 -----	86.3 -----
Versuchs-Mittel	88.1 -----	80.6 -----	84.6 ----	100.3 -----	86.7 ----
VK [%]	10.4	16.4	6.6	10.4	9.4
KGD (5%)	7.7	ns	9.1	ns	13.4
KGD (1%)	10.2	ns	12.1	ns	ns
Versuchs-Streuung	9.2	13.3	5.6	10.4	8.2
FG Fehlerterm	197.0	29.0	56.0	56.0	56.0
Anz. Beob.	11.0	2.0	3.0	3.0	3.0

Varianz-Analyse

	S.Q.	FG	F-Wert	F(95%)	P0
Verfahren	6649.5	29	2.71 ***	1.53	0.0003
Anbauorte	18098.0	3	71.43 ***	2.65	0.0000
WW Verf.*Anb.Orte	10885.1	87	1.48 ns	1.34	
Fehler	16638.2	197			
Insgesamt	52270.8	316			

Digestibilität (NIRS) [g./kg MS] / Gehalt verdauliche organische Substanz (NIRS) [g./kg TS]

Verfahren	Seriemittel	1260 Nyon	1567 Delley FR	1896 Vouvry	8046 Reckenholz ZH
SY Enermax	692.7 -	698.9 -	692.8 --	682.8 ----	696.5 ---
SY Amfora	727.7 -----	732.5 -----	744.3 -----	711.5 -----	722.4 -----
P9610	699.1 ---	702.5 --	690.1 --	691.2 -----	712.7 -----
KWS Editio	737.8 -----	747.7 -----	742.2 -----	718.1 -----	743.3 -----
KWS Go	719.4 -----	719.8 ----	745.7 -----	704.8 -----	707.5 ----
SU Crumber	733.6 -----	736.8 -----	730.4 -----	716.8 -----	750.3 -----
Bone	737.2 -----	764.2 -----	741.9 -----	713.6 -----	729.0 -----
Armoreen	725.8 -----	749.3 -----	725.5 -----	695.2 -----	733.4 -----
P9967	697.1 --	733.1 -----	680.6 -	660.5 -	714.2 ----
KWS Lupollino	730.7 -----	746.5 -----	727.9 -----	709.7 -----	738.7 -----
LG 31301	733.5 -----	762.0 -----	742.7 -----	678.2 ---	751.4 -----
Wakefield	726.6 -----	746.5 -----	716.8 ----	708.0 -----	735.0 -----
SY Remco	723.9 -----	714.2 ---	763.0 -----	699.1 -----	719.4 -----
SE2272	716.0 -----	730.4 -----	718.8 ----	686.2 -----	728.6 -----
1089D485-01	701.0 ---	705.8 --	704.3 ---	688.1 ----	705.8 ----
P92440	698.7 ---	704.0 --	710.0 ----	688.0 ----	692.7 ---
1092D851-01	728.5 -----	737.8 -----	746.5 -----	709.3 -----	720.5 -----
KWS Monumento	713.9 -----	744.5 -----	714.7 ----	683.7 ----	712.8 ----
(KWS Berro)	707.2 ----	722.2 ----	701.0 ---	685.5 ----	720.0 ----
(KWS Profusio)	720.2 -----	732.3 -----	739.1 -----	701.9 -----	707.5 ----
KXC3144	727.7 -----	731.7 -----	730.2 -----	721.9 -----	727.0 -----
KXC3213	720.7 -----	742.8 -----	718.5 ----	697.3 -----	724.3 -----
KXC3363	720.1 -----	734.4 -----	749.6 -----	688.9 ----	707.7 ----
P9944	688.6 -	694.2 -	705.1 ----	676.4 --	678.8 -
P9911	700.8 ---	719.4 ----	718.5 ----	679.0 ---	686.3 --
LG 31479	706.4 ----	704.9 --	696.3 ---	720.5 -----	703.9 ----
P8834	712.5 -----	726.2 -----	710.4 ----	694.2 -----	719.4 -----
KWS Inteligens	694.0 --	711.1 ---	689.6 --	678.2 ---	697.0 ---
ES Traveler	722.4 -----	739.0 -----	722.4 -----	701.3 -----	726.8 -----
SY Granaris	723.5 -----	739.3 -----	731.7 -----	708.9 -----	713.9 ----
-Bezugsgrösse(n)	726.5 -----	728.3 -----	738.1 -----	710.8 -----	728.9 -----
Versuchs-Mittel	716.2 -----	729.1 -----	721.7 -----	696.6 -----	717.6 -----
VK [%]	2.5	2.3	1.9	2.8	2.7
KGD (5%)	14.8	34.7	22.6	32.0	31.2
KGD (1%)	19.5	ns	30.1	ns	41.6
Versuchs-Streuung	17.6	17.0	13.8	19.6	19.1
FG Fehlerterm	201.0	29.0	58.0	58.0	56.0
Anz. Beob.	11.0	2.0	3.0	3.0	3.0

Varianz-Analyse

	S.Q.	FG	F-Wert	F(95%)	P0
Verfahren	65772.1	29	7.35 ***	1.52	0.0000
Anbauorte	48004.2	3	51.87 ***	2.65	0.0000
WW Verf.*Anb.Orte	39895.4	87	1.49 ns	1.34	
Fehler	62008.9	201			
Insgesamt	215680.6	320			

Teneur en amidon (NIRS) [g./kg MS] / Stärkegehalt (NIRS) [g./kg TS]

Verfahren	Seriemittel	1260 Nyon	1567 Delley FR	1896 Vouvry	8046 Reckenholz ZH
SY Enermax	364.4 --	320.3 -	369.6 ----	398.5 -----	369.2 ----
SY Amfora	384.3 -----	352.9 ---	405.6 -----	407.9 -----	370.9 ----
P9610	384.5 -----	364.3 ---	371.5 ---	409.3 -----	393.1 -----
KWS Editio	409.4 -----	402.3 -----	405.5 -----	430.9 -----	399.0 -----
KWS Go	379.3 ----	333.9 --	412.4 -----	410.7 -----	360.2 ----
SU Crumber	406.2 -----	385.0 -----	403.2 -----	425.8 -----	410.9 -----
Bone	422.2 -----	436.1 -----	424.5 -----	440.9 -----	387.5 -----
Armoreen	378.5 ----	383.0 ----	370.8 ----	383.1 ----	377.2 ----
P9967	357.8 -	384.1 ----	332.0 -	351.3 -	364.0 ----
KWS Lupollino	404.0 -----	401.1 -----	393.3 -----	417.2 -----	404.4 -----
LG 31301	388.3 -----	385.5 -----	384.5 -----	361.6 --	421.7 -----
Wakefield	414.5 -----	413.2 -----	396.8 -----	435.5 -----	412.6 -----
SY Remco	388.9 -----	360.7 ---	424.5 -----	396.8 ----	373.4 ----
SE2272	405.2 -----	409.6 -----	413.2 -----	388.7 ----	409.2 -----
1089D485-01	361.4 --	332.9 --	375.3 ----	375.1 --	362.3 ----
P92440	385.0 ----	384.4 ----	389.7 ----	402.0 ----	364.1 ----
1092D851-01	416.2 -----	401.1 -----	434.9 -----	425.1 -----	403.8 -----
KWS Monumento	382.2 ----	405.8 -----	372.6 ---	374.7 --	375.6 ----
(KWS Berro)	373.9 ----	355.5 ---	356.6 ---	390.4 ----	393.1 ----
(KWS Profusio)	393.4 ----	394.1 -----	389.5 ----	404.1 ----	386.0 ----
KXC3144	403.8 -----	383.4 ----	397.5 -----	430.1 -----	404.4 -----
KXC3213	390.9 ----	401.3 -----	372.1 ----	394.0 ----	396.3 -----
KXC3363	406.2 -----	417.8 -----	428.3 -----	393.4 ----	385.3 ----
P9944	364.5 --	339.8 --	376.4 ----	381.6 --	360.3 ----
P9911	353.2 -	353.8 ---	362.8 ---	362.3 --	334.0 -
LG 31479	374.2 ----	333.2 --	367.7 ----	419.5 -----	376.3 ----
P8834	397.1 -----	399.2 -----	397.6 -----	398.1 -----	393.4 -----
KWS Inteligens	360.4 --	373.6 ----	358.2 ---	363.8 --	346.1 --
ES Traveler	394.7 -----	384.5 ----	404.4 -----	396.0 ----	393.9 -----
SY Granaris	415.5 -----	403.6 -----	438.3 -----	416.1 -----	404.0 -----
-Bezugsgrösse(n)	392.8 -----	359.4 ----	407.8 -----	418.2 -----	385.6 -----
Versuchs-Mittel	388.7 -----	379.8 -----	391.0 -----	399.5 -----	384.4 -----
VK [%]	6.7	8.8	5.6	6.7	6.5
KGD (5%)	21.9	ns	35.5	43.6	40.9
KGD (1%)	28.9	ns	47.3	58.0	54.4
Versuchs-Streuung	26.0	33.4	21.7	26.6	25.0
FG Fehlerterm	199.0	29.0	56.0	58.0	56.0
Anz. Beob.	11.0	2.0	3.0	3.0	3.0

Varianz-Analyse

	S.Q.	FG	F-Wert	F(95%)	P0
Verfahren	118998.2	29	6.06 ***	1.53	0.0000
Anbauorte	18023.1	3	8.87 ***	2.65	0.0001
WW Verf.*Anb.Orte	81499.3	87	1.38 ns	1.34	
Fehler	134840.2	199			
Insgesamt	353360.9	318			

Teneur en cellulose brute (NIRS) [g./kg MS] / Rohfasergehalt (NIRS) [g./kg TS]

Verfahren	Seriemittel	1260 Nyon	1567 Delley FR	1896 Vouvry	8046 Reckenholz ZH
SY Enermax	194.2	183.5	197.5	189.5	206.3
SY Amfora	188.4	184.4	178.1	189.2	202.0
P9610	193.7	189.2	201.8	187.7	196.1
KWS Editio	175.3	161.1	176.2	176.9	187.0
KWS Go	184.9	182.3	167.6	180.5	209.1
SU Crumber	175.5	171.1	179.0	175.6	176.6
Bone	172.0	150.5	171.0	175.3	191.0
Armoreen	186.0	171.5	186.8	192.6	193.2
P9967	194.0	162.9	209.1	208.0	196.2
KWS Lupollino	176.5	163.8	182.3	175.9	183.9
LG 31301	183.4	168.7	181.7	204.9	178.1
Wakefield	177.3	160.8	186.6	176.5	185.3
SY Remco	188.1	190.1	165.0	193.6	203.9
SE2272	179.9	169.0	178.8	187.1	184.7
1089D485-01	191.7	178.6	191.3	193.2	203.9
P92440	194.3	188.5	189.0	189.4	210.5
1092D851-01	177.2	168.3	169.0	177.5	193.9
KWS Monumento	190.0	167.1	190.5	198.5	203.7
(KWS Berro)	190.3	176.0	199.5	190.7	195.3
(KWS Profusio)	181.6	167.9	176.3	182.8	199.4
KXC3144	178.4	175.3	182.1	171.8	184.4
KXC3213	179.8	163.3	186.4	183.9	185.6
KXC3363	180.5	165.9	167.9	190.2	198.1
P9944	197.0	186.7	192.9	194.5	213.7
P9911	195.6	179.9	191.9	200.2	210.4
LG 31479	193.1	191.5	199.9	179.3	201.9
P8834	186.2	171.4	190.0	194.8	188.8
KWS Inteligens	196.0	177.4	201.4	201.9	203.3
ES Traveler	184.6	169.4	183.9	192.9	192.2
SY Granaris	179.8	167.6	173.4	186.6	191.5
-Bezugsgrösse(n)	180.2	176.7	173.3	178.1	192.8
Versuchs-Mittel	185.5	173.4	184.9	188.0	195.7
VK [%]	6.3	6.5	4.8	7.2	6.3
KGD (5%)	9.8	ns	14.4	ns	20.1
KGD (1%)	12.9	ns	19.1	ns	ns
Versuchs-Streuung	11.6	11.3	8.8	13.5	12.3
FG Fehlerterm	201.0	29.0	58.0	58.0	56.0
Anz. Beob.	11.0	2.0	3.0	3.0	3.0

Varianz-Analyse

	S.Q.	FG	F-Wert	F(95%)	P0
Verfahren	17501.0	29	4.46 ***	1.52	0.0000
Anbauorte	21097.3	3	51.93 ***	2.65	0.0000
WW Verf.*Anb.Orte	16468.2	87	1.40 ns	1.34	
Fehler	27220.2	201			
Insgesamt	82286.8	320			

NDF (NIRS) [g./kg MS] / Zellwandanteil (NIRS) [g./kg TS]

Verfahren	Seriemittel		1260 Nyon		1567 Delley FR		1896 Vouvry		8046 Reckenholz ZH	
SY Enermax	425.4	-----	421.8	-----	428.6	-----	410.0	-----	441.1	-----
SY Amfora	416.1	-----	415.2	-----	390.5	----	412.9	-----	446.1	-----
P9610	425.9	-----	431.6	-----	438.3	-----	408.5	-----	425.2	-----
KWS Editio	380.3	-	367.6	--	376.7	--	374.2	--	402.9	---
KWS Go	400.1	----	405.9	-----	364.4	-	383.8	---	446.4	-----
SU Crumber	386.0	--	386.8	----	390.0	----	380.2	---	387.0	-
Bone	384.4	-	359.1	-	375.0	--	386.3	---	417.4	----
Armoreen	403.8	-----	392.5	-----	401.6	-----	404.0	-----	417.0	-----
P9967	425.0	-----	387.4	----	447.1	-----	442.8	-----	422.6	-----
KWS Lupollino	386.8	--	373.2	--	393.0	----	379.2	--	401.7	---
LG 31301	399.3	----	380.0	---	393.4	----	427.8	-----	396.0	--
Wakefield	399.4	----	380.9	---	406.0	-----	402.6	-----	408.2	----
SY Remco	414.0	-----	430.4	-----	367.5	-	420.7	-----	437.3	-----
SE2272	406.7	-----	396.2	-----	407.2	-----	412.1	-----	411.4	----
1089D485-01	430.5	-----	423.9	-----	426.2	-----	426.4	-----	445.5	-----
P92440	420.0	-----	416.8	-----	408.4	-----	409.1	-----	445.7	-----
1092D851-01	390.0	--	386.2	----	373.8	--	388.4	----	411.7	----
KWS Monumento	412.5	-----	387.9	----	408.2	-----	419.8	-----	434.1	-----
(KWS Berro)	411.9	-----	398.7	-----	421.5	-----	412.9	-----	414.4	----
(KWS Profusio)	390.2	--	380.0	---	371.3	-	384.9	---	424.8	-----
KXC3144	390.6	--	394.4	-----	394.8	----	365.5	-	407.7	----
KXC3213	396.5	----	378.2	---	402.7	-----	392.4	----	412.8	----
KXC3363	402.9	-----	384.0	----	373.4	--	421.7	-----	432.5	-----
P9944	428.8	-----	429.2	-----	418.7	-----	413.8	-----	453.6	-----
P9911	427.8	-----	410.1	-----	420.3	-----	426.6	-----	454.2	-----
LG 31479	431.2	-----	437.3	-----	442.1	-----	400.6	----	444.8	-----
P8834	418.7	-----	405.3	-----	427.2	-----	422.9	-----	419.4	----
KWS Inteligens	434.9	-----	417.1	-----	437.4	-----	439.6	-----	445.8	-----
ES Traveler	398.8	----	383.5	----	394.9	----	401.8	----	415.0	----
SY Granaris	405.8	-----	390.2	-----	400.4	-----	409.1	-----	423.5	-----
-Bezugsgrösse(n)	393.0	---	396.3	-----	377.2	--	382.0	---	416.7	-----
Versuchs-Mittel	408.1	-----	398.4	-----	403.4	-----	406.0	-----	424.8	-----
VK [%]	5.0		4.7		4.1		5.3		5.6	
KGD (5%)	17.3		38.2		27.2		35.4		39.1	
KGD (1%)	22.8		51.5		36.2		47.1		ns	
Versuchs-Streuung	20.6		18.7		16.6		21.6		23.9	
FG Fehlerterm	201.0		29.0		58.0		58.0		56.0	
Anz. Beob.	11.0		2.0		3.0		3.0		3.0	

Varianz-Analyse

	S.Q.	FG	F-Wert		F(95%)	P0
Verfahren	83365.4	29	6.78	***	1.52	0.0000
Anbauorte	33196.5	3	26.08	***	2.65	0.0000
WW Verf.*Anb.Orte	52312.3	87	1.42	ns	1.34	
Fehler	85274.7	201				
Insgesamt	254148.9	320				

ADF (NIRS) [g./kg MS] / ADF (NIRS) [g./kg TS]

Verfahren	Seriemittel		1260 Nyon		1567 Delley FR		1896 Vouvry		8046 Reckenholz ZH	
SY Enermax	231.1	-----	226.7	-----	230.7	-----	224.2	-----	242.8	-----
SY Amfora	219.1	-----	219.5	-----	205.1	----	219.1	-----	232.7	-----
P9610	229.9	-----	233.1	-----	237.8	-----	220.4	-----	228.3	-----
KWS Editio	202.1	-	194.4	---	197.7	---	201.3	-	214.9	---
KWS Go	216.8	-----	224.8	-----	189.9	-	209.9	---	242.6	-----
SU Crumber	202.2	-	202.2	----	202.3	----	201.3	-	203.0	-
Bone	201.2	-	182.8	-	196.2	--	202.5	--	223.2	-----
Armoreen	217.5	-----	208.2	-----	212.3	-----	223.0	-----	226.4	-----
P9967	231.0	-----	203.6	-----	242.8	-----	247.7	-----	229.8	-----
KWS Lupollino	205.5	--	198.2	----	205.2	----	204.1	--	214.6	---
LG 31301	212.1	----	198.0	----	205.3	----	237.9	-----	207.3	--
Wakefield	208.1	---	194.8	---	213.7	-----	209.1	---	214.9	---
SY Remco	219.4	-----	230.7	-----	185.5	-	224.8	-----	236.5	-----
SE2272	212.4	-----	206.5	-----	208.4	-----	221.1	-----	213.5	---
1089D485-01	228.9	-----	227.2	-----	220.1	-----	227.6	-----	240.5	-----
P92440	228.9	-----	226.0	-----	218.9	-----	223.5	-----	247.3	-----
1092D851-01	206.4	--	201.9	----	193.0	--	206.9	--	223.9	-----
KWS Monumento	222.1	-----	204.2	-----	218.1	-----	229.8	-----	236.2	-----
(KWS Berro)	223.4	-----	211.1	-----	226.2	-----	228.5	-----	227.7	-----
(KWS Profusio)	209.2	---	201.7	----	199.6	---	207.3	---	228.1	-----
KXC3144	206.8	--	207.8	-----	206.7	----	197.5	-	215.2	---
KXC3213	211.8	----	197.4	----	213.8	-----	216.7	----	219.5	----
KXC3363	210.5	---	195.6	---	190.1	-	227.2	-----	229.2	-----
P9944	232.1	-----	230.9	-----	223.6	-----	225.1	-----	248.6	-----
P9911	230.8	-----	218.1	-----	223.3	-----	235.2	-----	246.6	-----
LG 31479	227.1	-----	230.4	-----	233.5	-----	210.7	---	233.8	-----
P8834	218.6	-----	207.6	-----	220.3	-----	229.6	-----	217.0	----
KWS Inteligens	234.7	-----	219.7	-----	237.1	-----	242.5	-----	239.4	-----
ES Traveler	213.8	----	206.0	----	204.8	----	223.3	-----	221.0	-----
SY Granaris	211.0	----	201.7	----	198.2	---	220.6	-----	223.7	-----
-Bezugsgrösse(n)	209.5	---	213.5	-----	196.1	--	205.6	--	222.8	-----
Versuchs-Mittel	217.5	-----	210.3	-----	212.0	-----	219.9	-----	227.6	-----
VK [%]	6.5		6.2		5.3		7.4		6.7	
KGD (5%)	11.9		26.6		18.4		26.6		24.9	
KGD (1%)	15.8		ns		24.4		ns		ns	
Versuchs-Streuung	14.2		13.0		11.2		16.3		15.2	
FG Fehlerterm	201.0		29.0		58.0		58.0		56.0	
Anz. Beob.	11.0		2.0		3.0		3.0		3.0	

Varianz-Analyse

	S.Q.	FG	F-Wert		F(95%)	P0
Verfahren	33924.4	29	5.80	***	1.52	0.0000
Anbauorte	15652.4	3	25.85	***	2.65	0.0000
WW Verf.*Anb.Orte	24571.1	87	1.40	ns	1.34	
Fehler	40568.3	201				
Insgesamt	114716.3	320				

ADL (NIRS) [g./kg MS] / ADL (NIRS) [g./kg TS]

Verfahren	Seriemittel	1260 Nyon	1567 Delley FR	1896 Vouvry	8046 Reckenholz ZH
SY Enermax	25.1 -----	24.3 -----	25.1 -----	25.5 -----	25.5 -----
SY Amfora	21.3 --	20.7 ----	20.2 ---	23.2 ---	21.2 ---
P9610	25.4 -----	25.1 -----	25.7 -----	25.9 -----	25.0 -----
KWS Editio	21.2 --	20.9 ----	20.3 ---	22.9 --	20.7 --
KWS Go	23.7 -----	24.4 -----	21.3 -----	25.1 -----	24.0 -----
SU Crumber	20.8 -	20.2 ---	21.1 -----	22.2 -	19.9 -
Bone	20.6 -	18.7 -	19.6 ---	22.5 --	21.7 ----
Armoreen	22.0 ----	18.9 -	22.1 -----	25.4 -----	21.8 ----
P9967	25.3 -----	22.3 -----	25.5 -----	29.2 -----	24.1 -----
KWS Lupollino	21.5 --	19.7 --	21.2 -----	23.6 ---	21.6 ---
LG 31301	21.2 --	18.6 -	19.8 ---	26.1 -----	20.1 -
Wakefield	21.0 -	19.2 -	21.2 -----	22.6 --	21.0 --
SY Remco	21.6 ---	22.5 -----	18.0 -	23.6 ---	22.1 ----
SE2272	22.5 -----	21.6 -----	22.2 -----	24.2 ----	21.9 ----
1089D485-01	23.7 -----	23.1 -----	22.8 -----	24.9 -----	24.0 -----
P92440	25.2 -----	25.1 -----	23.1 -----	26.5 -----	26.2 -----
1092D851-01	22.7 -----	22.2 -----	20.2 ---	24.8 -----	23.6 -----
KWS Monumento	22.7 -----	20.6 ---	22.3 -----	25.0 -----	22.8 -----
(KWS Berro)	23.1 -----	20.8 ----	23.5 -----	26.0 -----	22.2 ----
(KWS Profusio)	22.6 -----	22.2 -----	21.0 ----	24.1 ----	23.2 -----
KXC3144	21.6 ---	20.9 ----	21.6 -----	22.0 -	21.7 ---
KXC3213	22.4 ----	19.3 --	22.9 -----	25.6 -----	22.0 ----
KXC3363	22.1 ----	20.6 ----	19.9 ---	24.0 ----	23.7 -----
P9944	25.1 -----	25.4 -----	24.2 -----	24.7 -----	26.0 -----
P9911	24.3 -----	23.3 -----	22.6 -----	26.3 -----	24.8 -----
LG 31479	23.6 -----	24.0 -----	25.1 -----	21.7 -	23.6 -----
P8834	22.7 -----	21.8 -----	22.8 -----	24.9 -----	21.5 ---
KWS Inteligens	24.8 -----	23.1 -----	25.1 -----	26.9 -----	24.0 -----
ES Traveler	22.4 ----	21.4 ----	22.4 -----	24.5 ----	21.2 ---
SY Granaris	22.0 ---	20.2 ---	21.0 -----	23.4 ---	23.3 -----
-Bezugsgrösse(n)	22.3 ----	22.3 -----	21.2 -----	23.7 ---	22.0 ----
Versuchs-Mittel	22.8 -----	21.7 -----	22.1 -----	24.6 -----	22.8 -----
VK [%]	6.8	7.4	5.2	7.0	7.5
KGD (5%)	1.3	3.3	1.9	2.8	2.8
KGD (1%)	1.7	4.4	2.5	3.7	3.7
Versuchs-Streuung	1.6	1.6	1.2	1.7	1.7
FG Fehlerterm	199.0	29.0	56.0	58.0	56.0
Anz. Beob.	11.0	2.0	3.0	3.0	3.0

Varianz-Analyse

	S.Q.	FG	F-Wert	F(95%)	P0
Verfahren	702.0	29	9.97 ***	1.53	0.0000
Anbauorte	399.0	3	54.76 ***	2.65	0.0000
WW Verf.*Anb.Orte	373.6	87	1.77 ns	1.34	
Fehler	483.4	199			
Insgesamt	1957.9	318			

Teneur en protéines (NIRS) [g./kg MS] / Proteingehalt (NIRS) [g./kg TS]

Verfahren	Seriemittel	1260 Nyon	1567 Delley FR	1896 Vouvry	8046 Reckenholz ZH
SY Enermax	75.6 -----	86.6 -----	75.5 -----	73.0 --	67.4 -----
SY Amfora	72.3 ---	78.9 -----	73.1 -----	71.9 --	65.2 -----
P9610	71.7 --	74.4 ---	70.4 ---	72.9 --	69.0 -----
KWS Editio	73.4 -----	81.0 -----	73.0 -----	74.6 ---	65.1 -----
KWS Go	76.6 -----	84.3 -----	79.9 -----	79.4 -----	63.0 ---
SU Crumber	75.0 -----	83.2 -----	72.0 ---	76.3 -----	68.6 -----
Bone	73.5 -----	78.5 -----	74.7 -----	73.6 ---	67.3 -----
Armoreen	73.2 -----	68.8 -	76.8 -----	83.5 -----	63.9 -----
P9967	77.6 -----	83.0 -----	75.3 -----	83.6 -----	68.6 -----
KWS Lupollino	70.3 -	73.0 ---	71.2 ---	75.8 -----	61.1 -
LG 31301	72.9 -----	77.5 -----	71.8 -----	77.0 -----	65.1 -----
Wakefield	71.2 --	77.1 -----	70.1 ---	71.4 -	66.4 -----
SY Remco	71.0 --	71.3 --	74.2 -----	73.9 ---	64.6 -----
SE2272	76.6 -----	81.7 -----	75.2 -----	81.2 -----	68.3 -----
1089D485-01	75.2 -----	84.0 -----	72.0 ---	79.6 -----	65.5 -----
P92440	72.3 ---	74.9 ---	72.3 -----	77.0 -----	65.0 -----
1092D851-01	71.9 ---	78.6 -----	70.4 ---	73.8 ---	64.7 -----
KWS Monumento	73.9 -----	76.6 -----	76.8 -----	78.5 -----	63.8 -----
(KWS Berro)	74.4 -----	78.3 -----	73.6 -----	81.3 -----	64.3 -----
(KWS Profusio)	76.0 -----	83.0 -----	75.2 -----	80.6 -----	65.1 -----
KXC3144	72.5 -----	78.1 -----	70.6 ---	77.1 -----	64.5 -----
KXC3213	75.2 -----	75.3 -----	75.8 -----	84.9 -----	64.8 -----
KXC3363	71.8 ---	74.2 ---	73.8 -----	73.2 --	65.9 -----
P9944	72.2 ---	84.5 -----	71.3 ---	70.6 -	62.5 --
P9911	77.8 -----	82.7 -----	75.7 -----	82.6 -----	70.4 -----
LG 31479	74.0 -----	85.2 -----	73.6 -----	74.6 ---	62.6 --
P8834	72.8 -----	79.4 -----	69.3 --	73.7 ---	68.8 -----
KWS Inteligens	74.0 -----	76.0 -----	72.2 -----	78.8 -----	69.2 -----
ES Traveler	74.2 -----	78.7 -----	76.1 -----	76.9 -----	65.4 -----
SY Granaris	70.5 -	75.7 ---	67.2 -	70.8 -	68.4 -----
-Bezugsgrösse(n)	75.8 -----	83.7 -----	75.9 -----	77.8 -----	65.8 -----
Versuchs-Mittel	73.7 -----	78.8 -----	73.3 -----	76.7 -----	65.8 -----
VK [%]	4.9	7.5	3.9	3.8	5.2
KGD (5%)	3.1	ns	4.6	4.8	ns
KGD (1%)	4.0	ns	6.2	6.4	ns
Versuchs-Streuung	3.6	5.9	2.8	2.9	3.4
FG Fehlerterm	201.0	29.0	58.0	56.0	58.0
Anz. Beob.	11.0	2.0	3.0	3.0	3.0

Varianz-Analyse

	S.Q.	FG	F-Wert	F(95%)	P0
Verfahren	1335.6	29	3.50 ***	1.52	0.0001
Anbauorte	8030.7	3	203.37 ***	2.65	0.0000
WW Verf.*Anb.Orte	2547.7	87	2.22 ***	1.34	0.0004
Fehler	2645.7	201			
Insgesamt	14559.6	320			

NEL (NIRS) [MJ/kg MS] / NEL (NIRS) [MJ/kg TS]

Verfahren	Seriemittel	1260 Nyon	1567 Delley FR	1896 Vouvry	8046 Reckenholz ZH
SY Enermax	6.3 -	6.4 -	6.3 --	6.2 ----	6.3 ---
SY Amfora	6.7 -----	6.7 -----	6.8 -----	6.5 -----	6.6 -----
P9610	6.3 ---	6.4 --	6.2 --	6.3 -----	6.5 -----
KWS Editio	6.8 -----	6.9 -----	6.8 -----	6.6 -----	6.8 -----
KWS Go	6.6 -----	6.6 ----	6.9 -----	6.4 -----	6.4 ----
SU Crumber	6.7 -----	6.8 -----	6.7 -----	6.5 -----	6.9 -----
Bone	6.8 -----	7.1 -----	6.8 -----	6.5 -----	6.7 -----
Armoreen	6.6 -----	6.9 -----	6.6 -----	6.3 -----	6.7 -----
P9967	6.3 --	6.8 -----	6.1 -	5.9 -	6.5 ----
KWS Lupollino	6.7 -----	6.9 -----	6.7 -----	6.5 -----	6.8 -----
LG 31301	6.7 -----	7.1 -----	6.8 -----	6.1 ---	6.9 -----
Wakefield	6.6 -----	6.9 -----	6.5 -----	6.4 -----	6.7 -----
SY Remco	6.6 -----	6.5 ---	7.1 -----	6.4 -----	6.6 -----
SE2272	6.5 -----	6.7 -----	6.6 -----	6.2 -----	6.7 -----
1089D485-01	6.4 ---	6.4 --	6.4 ---	6.2 -----	6.4 ----
P92440	6.3 ---	6.4 --	6.5 ----	6.2 -----	6.3 --
1092D851-01	6.7 -----	6.8 -----	6.9 -----	6.5 -----	6.6 -----
KWS Monumento	6.5 -----	6.9 -----	6.5 -----	6.2 ----	6.5 ----
(KWS Berro)	6.4 ----	6.6 ----	6.4 ---	6.2 ----	6.6 ----
(KWS Profusio)	6.6 -----	6.7 -----	6.8 -----	6.4 -----	6.4 ----
KXC3144	6.7 -----	6.7 -----	6.7 -----	6.6 -----	6.7 -----
KXC3213	6.6 -----	6.8 -----	6.6 -----	6.3 -----	6.6 -----
KXC3363	6.6 -----	6.8 -----	6.9 -----	6.2 -----	6.4 ----
P9944	6.2 -	6.3 -	6.4 ----	6.1 ---	6.1 -
P9911	6.4 ---	6.6 ----	6.6 ----	6.1 ----	6.2 --
LG 31479	6.4 ----	6.4 --	6.3 --	6.6 -----	6.4 ----
P8834	6.5 -----	6.7 -----	6.5 ----	6.3 -----	6.6 -----
KWS Inteligens	6.3 --	6.5 --	6.2 --	6.1 ---	6.3 ---
ES Traveler	6.6 -----	6.8 -----	6.6 -----	6.4 -----	6.7 -----
SY Granaris	6.6 -----	6.8 -----	6.7 -----	6.5 -----	6.5 ----
-Bezugsgrösse(n)	6.7 -----	6.7 -----	6.8 -----	6.5 -----	6.7 -----
Versuchs-Mittel	6.5 -----	6.7 -----	6.6 -----	6.3 -----	6.5 -----
VK [%]	3.0	2.9	2.3	3.4	3.2
KGD (5%)	0.2	0.4	0.3	0.4	0.3
KGD (1%)	0.2	ns	0.3	ns	0.5
Versuchs-Streuung	0.2	0.2	0.2	0.2	0.2
FG Fehlerterm	199.0	29.0	58.0	56.0	56.0
Anz. Beob.	11.0	2.0	3.0	3.0	3.0

Varianz-Analyse

	S.Q.	FG	F-Wert		F(95%)	P0
Verfahren	8.2	29	7.43	***	1.53	0.0000
Anbauorte	5.7	3	49.97	***	2.65	0.0000
WW Verf.*Anb.Orte	5.0	87	1.51	ns	1.34	
Fehler	7.5	199				
Insgesamt	26.4	318				

NEV (NIRS) [MJ/kg MS] / NEV (NIRS) [MJ/kg TS]

Verfahren	Seriemittel	1260 Nyon	1567 Delley FR	1896 Vouvry	8046 Reckenholz ZH
SY Enermax	6.4 -	6.5 -	6.4 --	6.3 ----	6.5 ---
SY Amfora	6.9 -----	7.1 -----	7.2 -----	6.7 -----	6.8 -----
P9610	6.5 ---	6.6 --	6.4 --	6.4 ----	6.7 ----
KWS Editio	7.1 -----	7.3 -----	7.1 -----	6.8 -----	7.1 -----
KWS Go	6.8 -----	6.8 ----	7.2 -----	6.6 -----	6.6 ----
SU Crumber	7.0 -----	7.1 -----	7.0 -----	6.8 -----	7.3 -----
Bone	7.1 -----	7.5 -----	7.1 -----	6.7 -----	6.9 -----
Armoreen	6.9 -----	7.3 -----	6.9 -----	6.5 -----	7.0 -----
P9967	6.5 --	7.0 ----	6.2 -	6.0 -	6.7 ----
KWS Lupollino	7.0 -----	7.2 -----	6.9 -----	6.7 -----	7.1 -----
LG 31301	7.0 -----	7.5 -----	7.1 -----	6.2 ---	7.3 -----
Wakefield	6.9 -----	7.2 -----	6.8 -----	6.6 -----	7.0 -----
SY Remco	6.9 -----	6.7 ---	7.4 -----	6.5 -----	6.8 ----
SE2272	6.8 -----	7.0 ----	6.8 -----	6.3 ----	6.9 -----
1089D485-01	6.5 ---	6.6 --	6.6 ---	6.4 ----	6.6 ----
P92440	6.5 ---	6.6 --	6.7 ----	6.4 ----	6.4 --
1092D851-01	6.9 -----	7.1 -----	7.2 -----	6.7 -----	6.8 ----
KWS Monumento	6.7 -----	7.2 -----	6.7 -----	6.3 ----	6.7 ----
(KWS Berro)	6.6 ----	6.8 ----	6.5 ---	6.3 ----	6.8 ----
(KWS Profusio)	6.8 -----	7.0 ----	7.1 -----	6.6 -----	6.6 ----
KXC3144	6.9 -----	7.0 ----	7.0 -----	6.8 -----	6.9 -----
KXC3213	6.8 -----	7.2 -----	6.8 -----	6.5 -----	6.9 -----
KXC3363	6.8 -----	7.1 ----	7.2 -----	6.4 ----	6.6 ----
P9944	6.4 -	6.5 -	6.6 ---	6.2 ---	6.2 -
P9911	6.5 ---	6.8 ----	6.8 ----	6.2 ---	6.3 --
LG 31479	6.6 ----	6.6 --	6.5 --	6.8 -----	6.6 ----
P8834	6.7 ----	6.9 ----	6.7 ----	6.5 ----	6.8 ----
KWS Inteligens	6.4 --	6.7 ---	6.4 --	6.2 ---	6.5 ---
ES Traveler	6.8 -----	7.1 -----	6.8 -----	6.6 -----	6.9 -----
SY Granaris	6.9 -----	7.1 -----	7.0 -----	6.7 -----	6.7 ----
-Bezugsgrösse(n)	6.9 -----	7.0 ----	7.1 -----	6.7 -----	6.9 -----
Versuchs-Mittel	6.8 -----	6.9 ----	6.8 -----	6.5 ----	6.8 ----
VK [%]	3.7	3.6	2.9	4.2	4.1
KGD (5%)	0.2	0.5	0.3	0.4	0.5
KGD (1%)	0.3	0.7	0.4	ns	0.6
Versuchs-Streuung	0.3	0.3	0.2	0.3	0.3
FG Fehlerterm	199.0	29.0	58.0	56.0	56.0
Anz. Beob.	11.0	2.0	3.0	3.0	3.0

Varianz-Analyse

	S.Q.	FG	F-Wert		F(95%)	P0
Verfahren	14.0	29	7.60	***	1.53	0.0000
Anbauorte	9.4	3	49.28	***	2.65	0.0000
WW Verf.*Anb.Orte	8.4	87	1.52	ns	1.34	
Fehler	12.6	199				
Insgesamt	44.4	318				

4.4 Serie spät / Série tardive

4.4.1 Standortangaben / Informations des lieux

PLZ / N°p.	Ort / Lieu	m.ü.M. / altitude	2024	
			Saattermin / date de semis	Erntetermin / date de récolte
1260	Nyon	430	10.05.2024	04.10.2024 *
1567	Delley (Avenches)	432	10.05.2024	20.09.2024
8046	Reckenholz	440	03.05.2024	10.09.2024

* Ertragsdaten nicht für Auswertung berücksichtigt / Informations liées au rendement pas prises en compte pour les mises en valeur.

4.4.2 Sorten und Status / Variétés et statut

Name / Nom	Synonym	Hybrid Typ	Züchter / Obtenteur	Vertreter / Représentant	KM	SM
P9911	X00B109	SC	Pioneer	Pioneer, Versoix		SM31/S
LG 31479		SC	Limagrain, Europe	Fenaco, Moudon		SM31/S
KWS Intelligens	KXB8383	SC	KWS, Einbeck	KWS Suisse SA, Basel		SM31/S
P9967	1097A001-01	SC	Pioneer	Pioneer, Versoix		SM21+SM31/e2
P9944	1099A002-01	SC	Pioneer	Pioneer, Versoix	KM31/e1	SM31/e1
P9610	X95M764	SC	Pioneer	Pioneer, Versoix		SM21/S
SU Crumber	SG 125	SC	Saaten Union GmbH, D	Hauenstein, Rafz		SM21/S
P0937	?	SC	Pioneer	Pioneer		
P8834	X90M326	SC	Pioneer	Pioneer, Versoix	KM21+ KM31/S	SM21/T

4.4.3 Standorteigenschaften und Bewirtschaftungsmassnahmen / Informations sur les sites et techniques culturales

Technische Versuchsangaben / données techniques / technical information			
Standort / lieu / site:	Nyon (430 m ü.M.)	Avenches (433 m ü.M.)	Reckenholz (384 m ü.M.)
Bodenart / type de sol / soil type:	Limono sableux	Argile tourbeux	Parabraunerde
Witterungsbedingungen / données météorologiques / meteorological data: Niederschlagssumme / sommes des précipitations / sum of rainfalls (Saat - Ernte/ semis - récolte / seeding - harvest): Temperatursumme 2 m über Boden / somme des températures / sum of temperatures (base 6°C; Saat - Ernte/ semis - récolte / seeding - harvest):	388 mm (Meteostation Changins) 1910 °C (Meteostation Changins) Irrigation : 30.07.2024 : 34 mm 06.08.2024 : 30 mm 21.08.2024 : 38 mm	481 mm (AgroMeteo, station Praz) 1640 °C (AgroMeteo, station Praz)	502 mm (Meteostation Reckenholz) 1659.65 °C (Meteostation Reckenholz)
Versuchsanlage / dispositif expérimental / experimental design: Randomisierte Blockanlage mit 3 Wiederholungen / blocs randomisés avec 3 répétitions / randomized block design with 3 replications. Parzellengrösse / grandeur d'une parcelle / plot size:	4reihig, mit 1.33m Weg (20 m2 brutto), 10m2 netto	Semé: 17 m2 per single plot (brut, avec chemin d'environ 1.1 m), 14.4 m2 net, 4 rangs Récolté: 8.5 m2 per single plot (brut, avec chemin), 7.2 m2 net, 2 rangs au milieu	15m2 pro Plot brutto (4reihig, mit 0.8m Weg), 6.3m2 netto
Vorfrucht / précédent cultural / previous crop:	luzerne	Blé + engrais vert sans légumineuses / Weizen + Gründüngung (ohne Leguminosen)	Mischkultur Leguminosen u. Getreide +. Ölfrettich mit Hafer (Gründüngung)
Bodenbearbeitung / travail du sol / soil cultivation:	labour 12.03.2024 - herse rotative 10.05.2024	15.03.2024: Labour 09.05.2024: Herse rotative	27.03.24 Mulcher, 09.04.24 Grubber, 29.04.24 Kreiselegge
Saat / date de semis / sowing date:	10.05.2024 (jour 131)	10.05.2024	03.05.2024
Ernte / date de récolte / harvest date:	04.10.2024 (jour 278)	20.09.2024	10.09.2024
Saadichte / densité de semis / sowing density:	9.5 Körner / grains pro m2	Semis: 11.9 grains pro m ² , éclairci à 9.1 plantes/m ²	9.5 Körner / grains pro m2
Vegetationsdauer / durée de vegetation / growing period	147 Tage / jours / days	133 Tage / jours / days	130 Tage / jours / days
Reihenabstand / interlignes / row distance:	75 cm	80 cm	75 cm
Mechanische Unkrautbekämpfung / désherbage mécanique / mechanical weed control:	-	-	-
Chemische Unkrautbekämpfung / désherbage chimique / chemical weed control:	17.05.2024 : Callisto 0,75 l/ha Banvel 0.5 l/ha Monsoon 1.5 l/ha	06.06.2024: Banvel 4S 0.36 L/ha + Callisto 1.78 L/ha + Spectrum 2.5 L/ha + Monsoon 2.7 L/ha	13.05.24: 1.2l/ha Equip Power + 1.2l/ha Spectrum, 11.07.24: 2kg/ha Laudis WG + 1l/ha Dash + 0.2kg/ha Arrat
Grunddüngung / fumure de base / basic fertilisation:	02.08.2023 50 m3 Lisier bovins 5-10-20 : 25 kg N 50 kg P2O5 100 kg K2O	30.11.2024: Potasse 0.0.60 (444 kg/ha, 0 U/ha N, 0 U/ha P, 266 U/ha K) 30.11.2024: Supertriple 0.46.0 (366 kg/ha, 0 U/ha N, 168 U/ha P, 0 U/ha K)	-
N-Düngung / fumure N / N fertilisation:	01.05.2024 : 185 kg/ha Nitrate d'ammoniaque 27,5.0.0 : 51 N 22.05.2024 : 212 kg/ha Urée perlée 46 % : 98 N	Urée 46.0.0 (326 kg/ha, 150 U/ha N) après semis	14.05.24: 200kg/ha Amonsalpeter 27% + Mg (54kg N/ha), 13.06.24: 150kg/ha Harnstoff 46% (69kg N/ha)
N-Mineralisierung zu Vegetationsbeginn / minéralisation azote au début de la saison / N mineralisation at the beginning of the vegetation period:	-	-	-
Ernte / Récolte / harvest:	Baural Maishäcksler / ensileuse expérimentale	Ensileuse expérimentale	New Holland Versuchsmaishäcksler / ensileuse expérimentale

4.4.4 Index / Indice

Sorte	Status	VOS	Ertrag	Reife	Jugend- entwi.	Wurzellag. Veg.	Wurzellag. Ernte	Stängelbr. Ernte	Beulen- brand	Oekon. Index	Agron. Index	Gesamt- index
SU Crumber	T	12.35	3.55	3.92	0.02		-3.33		2.17	15.90	2.78	18.68
P9944	e1	2.24	5.03	1.88	-0.23		0.00		1.86	7.27	3.51	10.78
P9967	e2	1.13	5.76	1.54	-0.18		0.00		0.49	6.89	1.85	8.75
P9610	T	-3.57	6.54	1.99	-0.04		-2.08		1.81	2.97	1.68	4.65
P9911	S	-3.32	1.94	0.12	0.13		0.00		1.45	-1.38	1.70	0.32
LG 31479	S	3.32	-1.94	-0.12	-0.13		0.00		-1.45	1.38	-1.70	-0.32
P8834	T	-1.91	-3.62	4.52	-0.16		0.00		0.45	-5.53	4.81	-0.72
KWS Intelligens	S	-2.12	0.97	-0.46	-0.11		-1.08		2.04	-1.15	0.39	-0.76
P0937		-7.84	2.91	-6.14	0.06		0.00		-2.10	-4.93	-8.18	-13.11
Bezugsgrößen		0.00	0.00	0.00	0.00		0.00		0.00	0.00	0.00	0.00
Anz. Beob.		10	7	10	10		3		6			
Anz. Orte		3	2	3	3		1		2			
Gewichtung		0.40	0.50	1.25	0.50		0.75		0.25			

4.4.5 Zusammenfassung / Résumé

Sorten Bezeichnung	Jugend- ent- wicklg. Note	Saat- weibl. Blüte Tage	Saat- männl. Blüte Tage	Pflan- zen- höhe cm	Kolben- ansatz- höhe cm	relat. Kolben- höhe %	Wurz.- lager Ernte %	Beul.- brand %	Effekt. Best. dichte Pfl./m2	Ertrag g.Pfl. frisch dt/ha	TS- Ertrag g.Pfl. dt/ha
P9911	3.8	82.7	83.2	255.8	135.8	54.4	0.0	9.6	8.3	646.9	230.0
LG 31479	4.3	82.0	81.7	289.2	147.5	51.6	0.0	27.0	8.2	602.9	218.4
KWS Inteligens	4.2	81.7	81.7	281.7	121.7	43.6	4.3	6.1	8.3	652.9	227.1
P9967	4.4	82.8	83.3	262.5	133.3	51.8	0.0	15.4	8.5	649.9	241.5
P9944	4.5	82.3	82.7	261.7	126.7	49.7	0.0	7.1	8.2	651.6	239.3
P9610	4.1	80.3	81.0	277.5	136.7	49.9	8.3	7.5	8.2	659.4	243.8
SU Crumber	4.0	76.2	76.2	284.2	126.7	45.6	13.3	5.3	8.3	631.8	234.8
P0937	3.9	83.8	83.7	266.7	126.7	48.8	0.0	30.9	8.1	792.7	232.9
P8834	4.3	77.2	77.3	272.5	145.8	54.2	0.0	15.6	8.1	542.4	213.3
Bezugsgrösse(n)	4.0	82.3	82.4	272.5	141.7	53.0	0.0	18.3	8.3	624.9	224.2
Versuchs-Mittel	4.2	81.0	81.2	272.4	133.4	50.0	2.9	13.8	8.3	647.8	231.2
VK [%]	12.5	1.5	1.4	3.9	7.8	6.8	158.5	59.9	5.1	7.1	6.6
KGD (5%)	0.5	1.4	1.3	12.4	12.2	4.0	8.0	9.8		49.5	16.5
KGD (1%)		1.9	1.8	16.7	16.4	5.4		13.2		66.3	22.1
Versuchs-Streuung	0.5	1.2	1.1	10.5	10.4	3.4	4.6	8.3	0.4	45.7	15.2
FG Fehlerterm	54.0	30.0	28.0	30.0	32.0	30.0	14.0	30.0	54.0	37.0	37.0
Anz. Beob.	10.0	6.0	6.0	6.0	6.0	6.0	3.0	6.0	10.0	7.0	7.0
Anz. Orte	3.0	2.0	2.0	2.0	2.0	2.0	1.0	2.0	3.0	2.0	2.0
Minimum	3.8	76.2	76.2	255.8	121.7	43.6	0.0	5.3	8.1	542.4	213.3
Maximum	4.5	83.8	83.7	289.2	147.5	54.4	13.3	30.9	8.5	792.7	243.8

Sorten Bezeichnung	TS- Gehalt g.Pfl. %	VOS- Ertrag dt/ha	Stärke- Ertrag dt/ha	VOS Gehalt NIR g/kg TS	Stärke Gehalt NIR g/kg TS	Rohfaser Gehalt NIR g/kg TS	NDF Gehalt NIR g/kg TS	ADF Gehalt NIR g/kg TS	ADL Gehalt NIR g/kg TS
P9911	36.3	166.0	89.1	715.8	390.5	188.1	418.3	222.7	24.1
LG 31479	36.1	163.3	92.7	732.4	405.3	179.8	403.5	209.9	22.6
KWS Inteligens	35.9	164.6	89.3	718.8	387.4	185.1	416.6	221.0	23.6
P9967	37.5	176.7	94.5	726.9	384.4	182.5	397.5	214.1	23.8
P9944	37.7	175.7	98.7	729.7	405.7	180.1	395.8	210.8	23.0
P9610	37.8	176.5	98.1	715.2	391.2	188.1	412.7	222.7	24.5
SU Crumber	39.4	178.0	102.2	755.0	433.6	165.8	365.7	190.0	19.9
P0937	31.3	164.1	81.5	704.5	349.7	197.1	427.0	231.6	25.1
P8834	39.8	155.5	87.2	719.3	394.6	188.1	415.0	220.0	22.8
Bezugsgrösse(n)	36.2	164.6	90.9	724.1	397.9	183.9	410.9	216.3	23.4
Versuchs-Mittel	36.9	168.9	92.6	724.2	393.6	183.8	405.8	215.9	23.3
VK [%]	4.5	7.5	9.8	3.1	9.0	8.7	6.4	8.7	7.2
KGD (5%)	1.5	13.7	9.9	20.1	31.9	14.4	23.2	16.8	1.5
KGD (1%)	2.0		13.2	26.7	42.4	19.1	30.9	22.4	2.0
Versuchs-Streuung	1.7	12.7	9.1	22.4	35.6	16.0	25.9	18.8	1.7
FG Fehlerterm	52.0	37.0	37.0	55.0	55.0	55.0	55.0	55.0	55.0
Anz. Beob.	10.0	7.0	7.0	10.0	10.0	10.0	10.0	10.0	10.0
Anz. Orte	3.0	2.0	2.0	3.0	3.0	3.0	3.0	3.0	3.0
Minimum	31.3	155.5	81.5	704.5	349.7	165.8	365.7	190.0	19.9
Maximum	39.8	178.0	102.2	755.0	433.6	197.1	427.0	231.6	25.1

Sorten Bezeichnung	Rohprotein Gehalt NIR g/kg TS	NEL Gehalt MJ/kg TS	NEV Gehalt MJ/kg TS	Aschen Gehalt NIR g/kg TS
P9911	67.8	6.5	6.7	30.7
LG 31479	68.1	6.7	7.0	30.7
KWS Inteligens	66.3	6.6	6.8	30.1
P9967	68.2	6.7	6.9	30.2
P9944	64.1	6.7	6.9	29.6
P9610	67.3	6.5	6.7	30.0
SU Crumber	70.1	7.0	7.3	28.1
P0937	70.6	6.4	6.6	33.8
P8834	65.3	6.6	6.8	30.0
Bezugsgrösse(n)	68.0	6.6	6.9	30.7
Versuchs-Mittel	67.5	6.6	6.9	30.3
VK [%]	6.2	3.7	4.7	7.7
KGD (5%)	3.8	0.2	0.3	2.1
KGD (1%)		0.3	0.4	2.8
Versuchs-Streuung	4.2	0.2	0.3	2.3
FG Fehlerterm	53.0	55.0	55.0	53.0
Anz. Beob.	10.0	10.0	10.0	10.0
Anz. Orte	3.0	3.0	3.0	3.0
Minimum	64.1	6.4	6.6	28.1
Maximum	70.6	7.0	7.3	33.8

4.4.6 Details / Détails

Vigueur au départ [note] / Jugendentwicklung [Note]

Verfahren	Seriemittel	1260 Nyon	1567 Delley FR	8046 Reckenholz ZH
P9911	3.8 -	5.7 -----	1.3 -	4.3 -
LG 31479	4.3 -----	6.0 -----	2.5 -----	4.3 -
KWS Inteligens	4.2 -----	6.0 -----	2.0 -----	4.7 ---
P9967	4.4 -----	5.0 -	2.8 -----	5.3 -----
P9944	4.5 -----	5.0 -	2.8 -----	5.7 -----
P9610	4.1 -----	6.0 -----	1.3 -	5.0 -----
SU Crumber	4.0 -----	6.0 -----	1.3 -	4.7 ---
P0937	3.9 ---	5.0 -	2.0 -----	4.7 ---
P8834	4.3 -----	5.7 -----	3.0 -----	4.3 -
-Bezugsgrösse(n)	4.0 ---	5.8 -----	1.9 ---	4.3 -
Versuchs-Mittel	4.2 -----	5.6 -----	2.1 -----	4.8 ---
VK [%]	12.5	4.7	26.1	13.3
KGD (5%)	0.5	0.5	0.8	ns
KGD (1%)	ns	0.6	1.1	ns
Versuchs-Streuung	0.5	0.3	0.5	0.6
FG Fehlerterm	54.0	14.0	24.0	16.0
Anz. Beob.	10.0	3.0	4.0	3.0

Varianz-Analyse

	S.Q.	FG	F-Wert	F(95%)	P0
Verfahren	4.7	8	2.17 *	2.12	0.0440
Anbauorte	202.4	2	376.38 ***	3.16	0.0000
WW Verf.*Anb.Orte	20.3	16	4.73 ***	1.84	0.0001
Fehler	14.5	54			
Insgesamt	241.9	80			

Période semis – floraison femelles [jours] / Zeit Saat – weibl. Blüte [Tage]

Verfahren	Seriemittel	1260 Nyon	8046 Reckenholz ZH
P9911	82.7 -----	79.7 -----	85.7 -----
LG 31479	82.0 -----	79.0 -----	85.0 -----
KWS Inteligens	81.7 -----	79.3 -----	84.0 -----
P9967	82.8 -----	81.0 -----	84.7 -----
P9944	82.3 -----	80.0 -----	84.7 -----
P9610	80.3 -----	78.0 -----	82.7 -----
SU Crumber	76.2 -	73.3 -	79.0 -
P0937	83.8 -----	81.7 -----	86.0 -----
P8834	77.2 --	73.7 -	80.7 ---
-Bezugsgrösse(n)	82.3 -----	79.3 -----	85.3 -----
Versuchs-Mittel	81.0 -----	78.4 -----	83.6 -----
VK [%]	1.5	1.5	1.4
KGD (5%)	1.4	2.1	2.1
KGD (1%)	1.9	2.9	2.9
Versuchs-Streuung	1.2	1.2	1.2
FG Fehlerterm	30.0	14.0	16.0
Anz. Beob.	6.0	3.0	3.0

Varianz-Analyse

	S.Q.	FG	F-Wert	F(95%)	P0
Verfahren	335.3	8	29.47 ***	2.27	0.0000
Anbauorte	363.0	1	255.21 ***	4.17	0.0000
WW Verf.*Anb.Orte	13.0	8	1.15 ns	2.27	0.3629
Fehler	42.7	30			
Insgesamt	754.0	47			

Période semis – floraison mâles [jours] / Zeit Saat – männl. Blüte [Tage]

Verfahren	Seriemittel	1260 Nyon	8046 Reckenholz ZH
P9911	83.2 -----	80.0 -----	86.3 -----
LG 31479	81.7 -----	78.0 -----	85.3 -----
KWS Intelligens	81.7 -----	78.0 -----	85.3 -----
P9967	83.3 -----	81.0 -----	85.7 -----
P9944	82.7 -----	79.7 -----	85.7 -----
P9610	81.0 -----	77.3 -----	84.7 -----
SU Crumber	76.2 -	72.3 -	80.0 -
P0937	83.7 -----	81.3 -----	86.0 -----
P8834	77.3 --	73.3 --	81.3 ---
-Bezugsgrösse(n)	82.4 -----	79.0 -----	85.8 -----
Versuchs-Mittel	81.2 -----	77.9 -----	84.5 -----
VK [%]	1.4	1.5	1.2
KGD (5%)	1.3	2.1	1.8
KGD (1%)	1.8	2.9	2.5
Versuchs-Streuung	1.1	1.2	1.0
FG Fehlerterm	28.0	14.0	14.0
Anz. Beob.	6.0	3.0	3.0

Varianz-Analyse

	S.Q.	FG	F-Wert	F(95%)	P0
Verfahren	344.5	8	35.38 ***	2.29	0.0000
Anbauorte	586.7	1	482.15 ***	4.19	0.0000
WW Verf.*Anb.Orte	18.9	8	1.94 ns	2.29	0.0925
Fehler	34.1	28			
Insgesamt	984.2	45			

Hauteur [cm] / Pflanzenhöhe [cm]

Verfahren	Seriemittel	1260 Nyon	8046 Reckenholz ZH
P9911	255.8 -	213.3 -	298.3 -
LG 31479	289.2 -----	255.0 -----	323.3 -----
KWS Intelligens	281.7 -----	253.3 -----	310.0 -----
P9967	262.5 ---	215.0 -	310.0 -----
P9944	261.7 --	220.0 --	303.3 ---
P9610	277.5 -----	248.3 -----	306.7 -----
SU Crumber	284.2 -----	251.7 -----	316.7 -----
P0937	266.7 ----	223.3 ---	310.0 -----
P8834	272.5 -----	241.7 -----	303.3 ---
-Bezugsgrösse(n)	272.5 -----	234.2 -----	310.8 -----
Versuchs-Mittel	272.4 -----	235.7 -----	309.1 -----
VK [%]	3.9	4.6	3.3
KGD (5%)	12.4	18.9	ns
KGD (1%)	16.7	26.3	ns
Versuchs-Streuung	10.5	10.8	10.3
FG Fehlerterm	30.0	14.0	16.0
Anz. Beob.	6.0	3.0	3.0

Varianz-Analyse

	S.Q.	FG	F-Wert	F(95%)	P0
Verfahren	6312.0	8	7.11 ***	2.27	0.0001
Anbauorte	72600.0	1	654.49 ***	4.17	0.0000
WW Verf.*Anb.Orte	2425.0	8	2.73 *	2.27	0.0216
Fehler	3327.8	30			
Insgesamt	84664.8	47			

Hauteur de l'épi [cm] / Ansatzhöhe des obersten Kolbens [cm]

Verfahren	Seriemittel	1260 Nyon	8046 Reckenholz ZH
P9911	135.8 -----	131.7 ----	140.0 -----
LG 31479	147.5 -----	145.0 -----	150.0 -----
KWS Intelligens	121.7 -	120.0 -	123.3 ---
P9967	133.3 ----	123.3 --	143.3 -----
P9944	126.7 ---	126.7 ---	126.7 ----
P9610	136.7 -----	140.0 -----	133.3 -----
SU Crumber	126.7 ---	136.7 -----	116.7 -
P0937	126.7 ---	126.7 ---	126.7 ----
P8834	145.8 -----	145.0 -----	146.7 -----
-Bezugsgrösse(n)	141.7 -----	138.3 -----	145.0 -----
Versuchs-Mittel	133.4 ----	132.8 ----	134.1 ----
VK [%]	7.8	8.4	7.1
KGD (5%)	12.2	ns	16.4
KGD (1%)	16.4	ns	22.6
Versuchs-Streuung	10.4	11.2	9.5
FG Fehlerterm	32.0	16.0	16.0
Anz. Beob.	6.0	3.0	3.0

Varianz-Analyse

	S.Q.	FG	F-Wert	F(95%)	P0
Verfahren	3862.0	8	4.48 ***	2.25	0.0009
Anbauorte	22.7	1	0.21 ns	4.15	0.6495
WW Verf.*Anb.Orte	1406.5	8	1.63 ns	2.25	0.1548
Fehler	3448.1	32			
Insgesamt	8739.4	49			

Hauteur relative de l'épi [%] / Relative Kolbenansatzhöhe [%]

Verfahren	Seriemittel	1260 Nyon	8046 Reckenholz ZH
P9911	54.4 -----	61.9 -----	46.9 -----
LG 31479	51.6 -----	56.8 -----	46.4 -----
KWS Intelligens	43.6 -	47.4 -	39.8 ---
P9967	51.8 -----	57.3 -----	46.2 -----
P9944	49.7 ----	57.5 -----	41.8 ----
P9610	49.9 ----	56.4 -----	43.5 ----
SU Crumber	45.6 --	54.3 ----	36.9 -
P0937	48.8 ----	56.6 -----	41.0 ----
P8834	54.2 -----	60.0 -----	48.4 -----
-Bezugsgrösse(n)	53.0 -----	59.4 -----	46.6 -----
Versuchs-Mittel	50.0 ----	56.5 ----	43.4 ----
VK [%]	6.8	6.2	7.6
KGD (5%)	4.0	6.2	5.7
KGD (1%)	5.4	ns	7.9
Versuchs-Streuung	3.4	3.5	3.3
FG Fehlerterm	30.0	14.0	16.0
Anz. Beob.	6.0	3.0	3.0

Varianz-Analyse

	S.Q.	FG	F-Wert	F(95%)	P0
Verfahren	629.1	8	6.76 ***	2.27	0.0001
Anbauorte	2298.3	1	197.60 ***	4.17	0.0000
WW Verf.*Anb.Orte	120.0	8	1.29 ns	2.27	0.2861
Fehler	348.9	30			
Insgesamt	3396.4	47			

Verse à la récolte [%] / Wurzellagerung Ernte [%]

Verfahren	Seriemittel	1260 Nyon
P9911	0.0 -	0.0 -
LG 31479	0.0 -	0.0 -
KWS Inteligens	4.3 ----	4.3 ----
P9967	0.0 -	0.0 -
P9944	0.0 -	0.0 -
P9610	8.3 -----	8.3 -----
SU Crumber	13.3 -----	13.3 -----
P0937	0.0 -	0.0 -
P8834	0.0 -	0.0 -
-Bezugsgrösse(n)	0.0 -	0.0 -
Versuchs-Mittel	2.9 ---	2.9 ---
VK [%]	158.5	158.5
KGD (5%)	8.0	8.0
KGD (1%)	ns	ns
Versuchs-Streuung	4.6	4.6
FG Fehlerterm	14.0	14.0
Anz. Beob.	3.0	3.0

Charbon [%] / Beulenbrand [%]

Verfahren	Seriemittel	1260 Nyon	8046 Reckenholz ZH
P9911	9.6 --	19.2 --	0.0 -
LG 31479	27.0 -----	52.3 -----	1.7 ----
KWS Inteligens	6.1 -	11.0 -	1.1 ---
P9967	15.4 ----	30.8 ----	0.0 -
P9944	7.1 -	14.3 -	0.0 -
P9610	7.5 -	14.9 --	0.0 -
SU Crumber	5.3 -	10.5 -	0.0 -
P0937	30.9 -----	57.8 -----	4.0 -----
P8834	15.6 ----	29.4 ----	1.8 ----
-Bezugsgrösse(n)	18.3 -----	35.8 -----	0.9 ---
Versuchs-Mittel	13.8 ----	26.7 ----	1.0 ---
VK [%]	59.9	42.3	131.0
KGD (5%)	9.8	19.5	2.2
KGD (1%)	13.2	26.9	ns
Versuchs-Streuung	8.3	11.3	1.3
FG Fehlerterm	30.0	16.0	14.0
Anz. Beob.	6.0	3.0	3.0

Varianz-Analyse

	S.Q.	FG	F-Wert	F(95%)	P0
Verfahren	4253.2	8	7.74 ***	2.27	0.0001
Anbauorte	8944.6	1	130.26 ***	4.17	0.0000
WW Verf. *Anb.Orte	3313.2	8	6.03 ***	2.27	0.0002
Fehler	2059.9	30			
Insgesamt	18570.8	47			

Densité [plantes/m²] / Bestandesdichte [Pflanzen/m²]

Verfahren	Seriemittel	1260 Nyon	1567 Delley FR	8046 Reckenholz ZH
P9911	8.3 ----	8.9 -----	7.8 -	8.2 -
LG 31479	8.2 ----	8.3 ----	7.8 -	8.6 -----
KWS Inteligens	8.3 -----	8.4 ----	7.8 -	8.8 -----
P9967	8.5 -----	9.1 -----	7.8 -	8.6 -----
P9944	8.2 ---	8.2 ---	7.8 -	8.6 -----
P9610	8.2 ----	8.6 -----	7.8 -	8.4 ----
SU Crumber	8.3 -----	8.9 -----	7.8 -	8.2 -
P0937	8.1 -	8.0 -	7.8 -	8.5 ----
P8834	8.1 --	8.1 --	7.8 -	8.5 ----
-Bezugsgrösse(n)	8.3 ----	8.6 -----	7.8 -	8.4 ----
Versuchs-Mittel	8.3 ----	8.5 ----	7.8 -	8.5 ----
VK [%]	5.1	9.2	0.0	3.0
KGD (5%)	ns	ns	0.0	ns
KGD (1%)	ns	ns	0.0	ns
Versuchs-Streuung	0.4	0.8	0.0	0.3
FG Fehlerterm	54.0	14.0	24.0	16.0
Anz. Beob.	10.0	3.0	4.0	3.0

Varianz-Analyse

	S.Q.	FG	F-Wert	F(95%)	P0
Verfahren	1.3	8	0.90 ns	2.12	0.5233
Anbauorte	10.2	2	28.80 ***	3.16	0.0000
WW Verf.*Anb.Orte	4.1	16	1.44 ns	1.84	0.1580
Fehler	9.6	54			
Insgesamt	25.2	80			

Rendement brut [dt/ha] / Frischertrag [dt/ha]

Verfahren	Seriemittel	1567 Delley FR	8046 Reckenholz ZH	1260 Nyon VD *
P9911	646.9 ----	618.2 ----	675.7 ----	492.7
LG 31479	602.9 ---	595.5 ---	610.3 --	455.9
KWS Inteligens	652.9 ----	638.7 -----	667.1 ----	569.5
P9967	649.9 ----	634.0 -----	665.8 ----	536.5
P9944	651.6 ----	630.8 -----	672.4 ----	588.7
P9610	659.4 ----	628.2 -----	690.6 ----	511.1
SU Crumber	631.8 ----	647.3 -----	616.3 --	398.6
P0937	792.7 -----	769.9 -----	815.5 -----	514.6
P8834	542.4 -	511.9 -	572.9 -	454.7
-Bezugsgrösse(n)	624.9 ----	606.9 ----	643.0 ---	474.3
Versuchs-Mittel	647.8 ----	630.5 ----	665.2 ----	508.5
VK [%]	7.1	7.9	5.6	9.0
KGD (5%)	49.5	72.5	65.7	81.6
KGD (1%)	66.3	98.2	91.6	114.4
Versuchs-Streuung	45.7	49.7	37.2	45.9
FG Fehlerterm	37.0	24.0	13.0	12.0
Anz. Beob.	7.0	4.0	3.0	3.0

Varianz-Analyse

	S.Q.	FG	F-Wert	F(95%)	P0
Verfahren	241861.1	8	14.48 ***	2.20	0.0000
Anbauorte	18939.9	1	9.07 **	4.10	0.0047
WW Verf.*Anb.Orte	12083.9	8	0.72 ns	2.20	0.6697
Fehler	77248.2	37			
Insgesamt	350133.2	54			

* Ertragsdaten nicht für Auswertung berücksichtigt / Informations liées au rendement pas prises en compte pour les mises en valeur.

Rendement en matière sèche [dt/ha] / TS Ertrag [dt/ha]

Verfahren	Seriemittel	1567 Delley FR	8046 Reckenholz ZH	1260 Nyon VD *
P9911	230.0 -----	241.4 -----	218.6 ---	186.6
LG 31479	218.4 --	223.3 ---	213.4 -	163.6
KWS Inteligens	227.1 ----	233.6 -----	220.5 ---	215.8
P9967	241.5 -----	246.0 -----	237.0 -----	203.9
P9944	239.3 -----	252.3 -----	226.2 -----	232.2
P9610	243.8 -----	248.1 -----	239.5 -----	200.8
SU Crumber	234.8 -----	247.6 -----	222.1 ----	173.6
P0937	232.9 -----	234.4 -----	231.4 -----	178.8
P8834	213.3 -	212.2 -	214.5 -	185.3
-Bezugsgrösse(n)	224.2 ----	232.4 -----	216.0 --	175.1
Versuchs-Mittel	231.2 -----	237.7 -----	224.8 -----	195.4
VK [%]	6.6	6.9	5.7	12.0
KGD (5%)	16.5	24.0	ns	
KGD (1%)	22.1	ns	ns	
Versuchs-Streuung	15.2	16.4	12.8	23.5
FG Fehlerterm	37.0	24.0	13.0	14.0
Anz. Beob.	7.0	4.0	3.0	3.0

Varianz-Analyse

	S.Q.	FG	F-Wert	F(95%)	P0
Verfahren	5940.5	8	3.19 **	2.20	0.0074
Anbauorte	2619.1	1	11.27 **	4.10	0.0018
WW Verf.*Anb.Orte	1409.2	8	0.76 ns	2.20	0.6411
Fehler	8600.4	37			
Insgesamt	18569.2	54			

* Ertragsdaten nicht für Auswertung berücksichtigt / Informations liées au rendement pas prises en compte pour les mises en valeur.

Précocité [% MS] / Frühreife [% TS]

Verfahren	Seriemittel	1260 Nyon	1567 Delley FR	8046 Reckenholz ZH
P9911	36.3 -----	37.6 ---	39.1 -----	32.3 ----
LG 31479	36.1 -----	35.9 --	37.6 -----	35.0 -----
KWS Inteligens	35.9 -----	37.9 ----	36.6 -----	33.1 -----
P9967	37.5 -----	38.0 ----	38.8 -----	35.6 -----
P9944	37.7 -----	39.5 -----	40.0 -----	33.6 -----
P9610	37.8 -----	39.2 -----	39.5 -----	34.7 -----
SU Crumber	39.4 -----	43.7 -----	38.3 -----	36.1 -----
P0937	31.3 -	34.9 -	30.5 -	28.6 -
P8834	39.8 -----	40.8 -----	41.6 -----	37.1 -----
-Bezugsgrösse(n)	36.2 -----	36.7 ---	38.3 -----	33.7 -----
Versuchs-Mittel	36.9 -----	38.6 ----	38.0 -----	34.0 -----
VK [%]	4.5	5.4	3.4	5.2
KGD (5%)	1.5	3.6	1.9	3.1
KGD (1%)	2.0	5.1	2.6	4.3
Versuchs-Streuung	1.7	2.1	1.3	1.8
FG Fehlerterm	52.0	14.0	24.0	14.0
Anz. Beob.	10.0	3.0	4.0	3.0

Varianz-Analyse

	S.Q.	FG	F-Wert	F(95%)	P0
Verfahren	497.0	8	22.35 ***	2.12	0.0000
Anbauorte	374.7	2	67.41 ***	3.17	0.0000
WW Verf.*Anb.Orte	124.3	16	2.79 **	1.84	0.0026
Fehler	144.5	52			
Insgesamt	1140.6	78			

Rendement en MOD [dt/ha] / VOS Ertrag [dt/ha]

Verfahren	Seriemittel	1567 Delley FR	8046 Reckenholz ZH
P9911	166.0 ----	176.0 -----	155.9 ---
LG 31479	163.3 ----	167.6 ---	159.0 ----
KWS Intelligens	164.6 ----	170.3 ----	159.0 ----
P9967	176.7 -----	183.9 -----	169.5 -----
P9944	175.7 -----	189.3 -----	162.2 ----
P9610	176.5 -----	174.0 ----	179.0 -----
SU Crumber	178.0 -----	186.5 -----	169.4 -----
P0937	164.1 ----	161.8 -	166.3 -----
P8834	155.5 -	160.6 -	150.4 -
-Bezugsgrösse(n)	164.6 ----	171.8 ----	157.4 ---
Versuchs-Mittel	168.9 -----	174.4 ----	163.4 ----
VK [%]	7.5	7.7	6.8
KGD (5%)	13.7	19.6	ns
KGD (1%)	ns	ns	ns
Versuchs-Streuung	12.7	13.4	11.1
FG Fehlerterm	37.0	24.0	13.0
Anz. Beob.	7.0	4.0	3.0

Varianz-Analyse

	S.Q.	FG	F-Wert	F(95%)	P0
Verfahren	3568.5	8	2.79 *	2.20	0.0161
Anbauorte	1906.4	1	11.91 **	4.10	0.0014
WW Verf.*Anb.Orte	1561.2	8	1.22 ns	2.20	0.3154
Fehler	5924.5	37			
Insgesamt	12960.6	54			

Rendement en amidon [dt/ha] / Stärke Ertrag [dt/ha]

Verfahren	Seriemittel	1567 Delley FR	8046 Reckenholz ZH
P9911	89.1 ----	94.7 -----	83.5 ---
LG 31479	92.7 -----	95.4 -----	89.9 -----
KWS Intelligens	89.3 ----	92.6 ----	86.0 ----
P9967	94.5 -----	100.8 -----	88.2 ----
P9944	98.7 -----	109.4 -----	88.1 ----
P9610	98.1 -----	93.3 ----	103.0 -----
SU Crumber	102.2 -----	104.9 -----	99.5 -----
P0937	81.5 -	77.6 -	85.4 ---
P8834	87.2 ---	95.9 -----	78.4 -
-Bezugsgrösse(n)	90.9 -----	95.0 -----	86.7 ----
Versuchs-Mittel	92.6 -----	96.1 -----	89.1 ----
VK [%]	9.8	10.2	8.5
KGD (5%)	9.9	14.3	13.5
KGD (1%)	13.2	ns	ns
Versuchs-Streuung	9.1	9.8	7.7
FG Fehlerterm	37.0	24.0	13.0
Anz. Beob.	7.0	4.0	3.0

Varianz-Analyse

	S.Q.	FG	F-Wert	F(95%)	P0
Verfahren	2381.9	8	3.59 **	2.20	0.0036
Anbauorte	762.4	1	9.19 **	4.10	0.0044
WW Verf.*Anb.Orte	1516.2	8	2.28 *	2.20	0.0425
Fehler	3070.2	37			
Insgesamt	7730.6	54			

Digestibilität (NIRS) [g./kg MS] / Gehalt verdauliche organische Substanz (NIRS) [g./kg TS]

Verfahren	Seriemittel	1260 Nyon	1567 Delley FR	8046 Reckenholz ZH
P9911	715.8 ---	705.1 ----	729.2 -----	713.1 -
LG 31479	732.4 -----	702.1 ---	750.3 -----	744.8 -----
KWS Inteligens	718.8 ---	707.7 ----	728.4 -----	720.2 --
P9967	726.9 -----	717.5 -----	747.3 -----	715.9 -
P9944	729.7 -----	721.9 -----	749.2 -----	717.9 --
P9610	715.2 ---	697.7 --	700.7 --	747.0 -----
SU Crumber	755.0 -----	749.1 -----	753.2 -----	762.6 -----
P0937	704.5 -	703.9 ---	690.7 -	718.8 --
P8834	719.3 ----	686.6 -	757.5 -----	713.9 -
-Bezugsgrösse(n)	724.1 ----	703.6 ---	739.7 -----	729.0 ----
Versuchs-Mittel	724.2 ----	710.2 ----	734.1 -----	728.3 ----
VK [%]	3.1	4.3	2.6	2.4
KGD (5%)	20.1	ns	27.7	30.7
KGD (1%)	26.7	ns	37.5	ns
Versuchs-Streuung	22.4	30.5	19.0	17.8
FG Fehlerterm	55.0	15.0	24.0	16.0
Anz. Beob.	10.0	3.0	4.0	3.0

Varianz-Analyse

	S.Q.	FG	F-Wert	F(95%)	P0
Verfahren	16440.2	8	4.09 ***	2.11	0.0007
Anbauorte	9319.4	2	9.28 ***	3.16	0.0004
WW Verf.*Anb.Orte	16361.2	16	2.04 *	1.83	0.0265
Fehler	27615.0	55			
Insgesamt	69735.8	81			

Teneur en amidon (NIRS) [g./kg MS] / Stärkegehalt (NIRS) [g./kg TS]

Verfahren	Seriemittel	1260 Nyon	1567 Delley FR	8046 Reckenholz ZH
P9911	390.5 ----	397.9 -----	392.3 -----	381.4 --
LG 31479	405.3 -----	367.6 ---	426.4 -----	421.9 -----
KWS Inteligens	387.4 ----	378.1 ----	395.3 -----	388.9 ---
P9967	384.4 ----	371.2 ---	409.2 -----	372.9 -
P9944	405.7 -----	394.3 -----	432.5 -----	390.3 ---
P9610	391.2 -----	368.4 ---	375.7 ----	429.5 -----
SU Crumber	433.6 -----	428.9 -----	424.1 -----	447.8 -----
P0937	349.7 -	347.7 -	332.3 -	369.1 -
P8834	394.6 -----	348.3 -	453.7 -----	381.9 --
-Bezugsgrösse(n)	397.9 -----	382.8 ----	409.4 -----	401.7 ----
Versuchs-Mittel	393.6 -----	378.0 ----	404.6 -----	398.2 ----
VK [%]	9.0	14.5	6.5	5.9
KGD (5%)	31.9	ns	38.1	40.6
KGD (1%)	42.4	ns	51.6	56.0
Versuchs-Streuung	35.6	54.4	26.1	23.5
FG Fehlerterm	55.0	15.0	24.0	16.0
Anz. Beob.	10.0	3.0	4.0	3.0

Varianz-Analyse

	S.Q.	FG	F-Wert	F(95%)	P0
Verfahren	39516.7	8	3.91 ***	2.11	0.0009
Anbauorte	11532.3	2	4.56 *	3.16	0.0147
WW Verf.*Anb.Orte	33346.1	16	1.65 ns	1.83	0.0867
Fehler	69536.3	55			
Insgesamt	153931.4	81			

Teneur en cellulose brute (NIRS) [g./kg MS] / Rohfasergehalt (NIRS) [g./kg TS]

Verfahren	Seriemittel	1260 Nyon	1567 Delley FR	8046 Reckenholz ZH
P9911	188.1 -----	177.6 -----	188.4 -----	198.2 -----
LG 31479	179.8 -----	185.5 -----	174.6 -	179.2 ----
KWS Inteligens	185.1 -----	175.0 -----	186.7 ----	193.6 -----
P9967	182.5 -----	169.7 ----	177.8 --	200.2 -----
P9944	180.1 -----	168.5 ----	175.2 -	196.5 -----
P9610	188.1 -----	182.4 -----	202.8 -----	179.0 ----
SU Crumber	165.8 -	157.2 -	173.4 -	166.8 -
P0937	197.1 -----	181.3 -----	213.1 -----	196.9 -----
P8834	188.1 -----	191.9 -----	172.0 -	200.3 -----
-Bezugsgrösse(n)	183.9 -----	181.5 -----	181.5 ---	188.7 -----
Versuchs-Mittel	183.8 -----	176.6 -----	184.9 ----	190.1 -----
VK [%]	8.7	13.0	6.8	6.5
KGD (5%)	14.4	ns	18.3	21.3
KGD (1%)	19.1	ns	24.7	ns
Versuchs-Streuung	16.0	23.1	12.5	12.3
FG Fehlerterm	55.0	15.0	24.0	16.0
Anz. Beob.	10.0	3.0	4.0	3.0

Varianz-Analyse

	S.Q.	FG	F-Wert	F(95%)	P0
Verfahren	5885.5	8	2.86 **	2.11	0.0099
Anbauorte	2785.1	2	5.41 **	3.16	0.0071
WW Verf.*Anb.Orte	6432.9	16	1.56 ns	1.83	0.1113
Fehler	14146.9	55			
Insgesamt	29250.4	81			

NDF (NIRS) [g./kg MS] / Zellwandanteil (NIRS) [g./kg TS]

Verfahren	Seriemittel	1260 Nyon	1567 Delley FR	8046 Reckenholz ZH
P9911	418.3 -----	413.1 -----	409.8 -----	431.9 -----
LG 31479	403.5 -----	427.5 -----	387.7 ---	395.2 ----
KWS Inteligens	416.6 -----	415.5 -----	411.0 -----	423.3 -----
P9967	397.5 -----	383.0 ----	382.8 --	426.9 -----
P9944	395.8 -----	393.4 ----	376.9 -	417.1 -----
P9610	412.7 -----	411.1 -----	438.0 -----	388.9 ----
SU Crumber	365.7 -	362.4 -	373.9 -	360.7 -
P0937	427.0 -----	419.9 -----	445.9 -----	415.4 -----
P8834	415.0 -----	431.8 -----	379.6 -	433.6 -----
-Bezugsgrösse(n)	410.9 -----	420.3 -----	398.8 ----	413.6 -----
Versuchs-Mittel	405.8 -----	406.4 -----	400.6 ----	410.3 -----
VK [%]	6.4	8.2	5.3	5.9
KGD (5%)	23.2	ns	30.8	41.9
KGD (1%)	30.9	ns	41.7	ns
Versuchs-Streuung	25.9	33.5	21.1	24.2
FG Fehlerterm	55.0	15.0	24.0	16.0
Anz. Beob.	10.0	3.0	4.0	3.0

Varianz-Analyse

	S.Q.	FG	F-Wert	F(95%)	P0
Verfahren	26398.8	8	4.92 ***	2.11	0.0003
Anbauorte	1430.7	2	1.07 ns	3.16	0.3510
WW Verf.*Anb.Orte	22224.8	16	2.07 *	1.83	0.0237
Fehler	36870.5	55			
Insgesamt	86924.8	81			

ADF (NIRS) [g./kg MS] / ADF (NIRS) [g./kg TS]

Verfahren	Seriemittel	1260 Nyon	1567 Delley FR	8046 Reckenholz ZH
P9911	222.7 -----	214.5 -----	221.5 ----	232.1 -----
LG 31479	209.9 ----	222.2 -----	202.4 -	205.1 ----
KWS Inteligens	221.0 -----	215.4 -----	222.0 ----	225.7 -----
P9967	214.1 ----	201.9 ----	207.9 --	232.5 -----
P9944	210.8 ----	202.4 ----	203.8 --	226.3 -----
P9610	222.7 -----	219.7 -----	241.0 -----	207.3 ----
SU Crumber	190.0 -	179.7 -	199.8 -	190.5 -
P0937	231.6 -----	216.4 -----	248.8 -----	229.6 -----
P8834	220.0 -----	227.9 -----	198.8 -	233.2 -----
-Bezugsgrösse(n)	216.3 -----	218.4 -----	211.9 ---	218.6 -----
Versuchs-Mittel	215.9 -----	211.1 -----	216.2 ----	220.3 -----
VK [%]	8.7	12.0	7.0	7.3
KGD (5%)	16.8	ns	22.1	27.9
KGD (1%)	22.4	ns	30.0	ns
Versuchs-Streuung	18.8	25.4	15.2	16.1
FG Fehlerterm	55.0	15.0	24.0	16.0
Anz. Beob.	10.0	3.0	4.0	3.0

Varianz-Analyse

	S.Q.	FG	F-Wert	F(95%)	P0
Verfahren	11189.6	8	3.97 ***	2.11	0.0008
Anbauorte	1254.5	2	1.78 ns	3.16	0.1778
WW Verf.*Anb.Orte	9834.4	16	1.75 ns	1.83	0.0646
Fehler	19355.8	55			
Insgesamt	41634.3	81			

ADL (NIRS) [g./kg MS] / ADL (NIRS) [g./kg TS]

Verfahren	Seriemittel	1260 Nyon	1567 Delley FR	8046 Reckenholz ZH
P9911	24.1 -----	26.0 -----	22.4 ----	24.0 -----
LG 31479	22.6 ----	25.4 -----	21.0 --	21.4 ----
KWS Inteligens	23.6 -----	25.6 -----	22.7 ----	22.4 -----
P9967	23.8 -----	25.8 -----	22.3 ----	23.5 -----
P9944	23.0 -----	24.3 -----	21.5 ---	23.3 -----
P9610	24.5 -----	27.1 -----	25.0 -----	21.6 ----
SU Crumber	19.9 -	20.3 -	20.0 -	19.5 -
P0937	25.1 -----	25.9 -----	25.7 -----	23.8 -----
P8834	22.8 ----	25.9 -----	19.9 -	22.6 ----
-Bezugsgrösse(n)	23.4 -----	25.7 -----	21.7 ----	22.7 -----
Versuchs-Mittel	23.3 -----	25.1 -----	22.3 ----	22.4 -----
VK [%]	7.2	7.8	7.2	6.7
KGD (5%)	1.5	3.4	2.3	2.6
KGD (1%)	2.0	ns	3.2	ns
Versuchs-Streuung	1.7	2.0	1.6	1.5
FG Fehlerterm	55.0	15.0	24.0	16.0
Anz. Beob.	10.0	3.0	4.0	3.0

Varianz-Analyse

	S.Q.	FG	F-Wert	F(95%)	P0
Verfahren	180.5	8	7.96 ***	2.11	0.0000
Anbauorte	155.8	2	27.49 ***	3.16	0.0000
WW Verf.*Anb.Orte	83.1	16	1.83 *	1.83	0.0499
Fehler	155.9	55			
Insgesamt	575.2	81			

Teneur en protéines (NIRS) [g./kg MS] / Proteingehalt (NIRS) [g./kg TS]

Verfahren	Seriemittel	1260 Nyon	1567 Delley FR	8046 Reckenholz ZH
P9911	67.8 -----	70.4 -	68.3 -----	64.8 -----
LG 31479	68.1 -----	72.9 ----	66.8 -----	64.7 -----
KWS Inteligens	66.3 ----	74.0 -----	65.1 ----	60.0 --
P9967	68.2 -----	76.0 -----	67.2 -----	61.4 --
P9944	64.1 -	70.6 -	63.1 --	58.6 -
P9610	67.3 ----	76.1 -----	62.4 -	63.3 ----
SU Crumber	70.1 -----	73.5 ----	68.4 -----	68.4 -----
P0937	70.6 -----	77.4 -----	68.0 -----	66.5 -----
P8834	65.3 --	70.3 -	63.9 ---	61.6 ---
-Bezugsgrösse(n)	68.0 -----	71.6 --	67.6 -----	64.8 -----
Versuchs-Mittel	67.5 -----	73.5 ----	65.9 -----	63.2 ----
VK [%]	6.2	8.1	2.5	7.7
KGD (5%)	3.8	ns	2.4	ns
KGD (1%)	ns	ns	3.3	ns
Versuchs-Streuung	4.2	6.0	1.6	4.9
FG Fehlerterm	53.0	15.0	24.0	14.0
Anz. Beob.	10.0	3.0	4.0	3.0

Varianz-Analyse

	S.Q.	FG	F-Wert	F(95%)	P0
Verfahren	353.2	8	2.52 *	2.12	0.0210
Anbauorte	1684.9	2	48.15 ***	3.17	0.0000
WW Verf.*Anb.Orte	250.9	16	0.90 ns	1.84	0.5768
Fehler	927.3	53			
Insgesamt	3216.3	79			

NEL (NIRS) [MJ/kg MS] / NEL (NIRS) [MJ/kg TS]

Verfahren	Seriemittel	1260 Nyon	1567 Delley FR	8046 Reckenholz ZH
P9911	6.5 ---	6.4 ---	6.7 -----	6.5 -
LG 31479	6.7 -----	6.4 ---	6.9 -----	6.9 -----
KWS Inteligens	6.6 ---	6.4 ----	6.7 -----	6.6 --
P9967	6.7 ----	6.5 -----	6.9 -----	6.5 -
P9944	6.7 -----	6.6 -----	6.9 -----	6.6 --
P9610	6.5 ---	6.3 --	6.4 --	6.9 -----
SU Crumber	7.0 -----	6.9 -----	6.9 -----	7.1 -----
P0937	6.4 -	6.4 ---	6.3 -	6.6 --
P8834	6.6 ----	6.2 -	7.0 -----	6.5 -
-Bezugsgrösse(n)	6.6 ----	6.4 ---	6.8 -----	6.7 ----
Versuchs-Mittel	6.6 ----	6.5 ----	6.7 -----	6.7 ----
VK [%]	3.7	5.2	3.1	3.0
KGD (5%)	0.2	ns	0.3	0.3
KGD (1%)	0.3	ns	0.4	ns
Versuchs-Streuung	0.2	0.3	0.2	0.2
FG Fehlerterm	55.0	15.0	24.0	16.0
Anz. Beob.	10.0	3.0	4.0	3.0

Varianz-Analyse

	S.Q.	FG	F-Wert	F(95%)	P0
Verfahren	2.1	8	4.18 ***	2.11	0.0006
Anbauorte	1.2	2	9.61 ***	3.16	0.0003
WW Verf.*Anb.Orte	2.0	16	2.06 *	1.83	0.0243
Fehler	3.4	55			
Insgesamt	8.7	81			

NEV (NIRS) [MJ/kg MS] / NEV (NIRS) [MJ/kg TS]

Verfahren	Seriemittel	1260 Nyon	1567 Delley FR	8046 Reckenholz ZH
P9911	6.7 ---	6.6 ---	6.9 -----	6.7 -
LG 31479	7.0 -----	6.6 ---	7.3 -----	7.2 -----
KWS Inteligens	6.8 ---	6.6 ----	6.9 -----	6.8 --
P9967	6.9 -----	6.8 -----	7.2 -----	6.7 -
P9944	6.9 -----	6.8 -----	7.2 -----	6.8 --
P9610	6.7 ---	6.5 --	6.5 --	7.2 -----
SU Crumber	7.3 -----	7.2 -----	7.3 -----	7.4 -----
P0937	6.6 -	6.6 ---	6.4 -	6.8 --
P8834	6.8 ---	6.3 -	7.4 -----	6.7 -
-Bezugsgrösse(n)	6.9 ----	6.6 ---	7.1 -----	6.9 ----
Versuchs-Mittel	6.9 ----	6.7 ----	7.0 -----	6.9 ----
VK [%]	4.7	6.5	3.9	3.8
KGD (5%)	0.3	ns	0.4	0.5
KGD (1%)	0.4	ns	0.5	ns
Versuchs-Streuung	0.3	0.4	0.3	0.3
FG Fehlerterm	55.0	15.0	24.0	16.0
Anz. Beob.	10.0	3.0	4.0	3.0

Varianz-Analyse

	S.Q.	FG	F-Wert	F(95%)	P0
Verfahren	3.5	8	4.21 ***	2.11	0.0006
Anbauorte	2.0	2	9.88 ***	3.16	0.0003
WW Verf.*Anb.Orte	3.4	16	2.08 *	1.83	0.0233
Fehler	5.7	55			
Insgesamt	14.7	81			



Schweizerische Eidgenossenschaft
Confédération suisse
Confederazione Svizzera
Confederaziun svizra

Eidgenössisches Departement für
Wirtschaft, Bildung und Forschung WBF
Agroscope